



2024

Service de police de la Ville de Montréal

Annual review

Montréal 



Annual review 2024

This annual review provides an overview of police activities carried out by the Service de police de la Ville de Montréal (SPVM). All information presented here covers the period from January 1 to December 31, 2024.

Acknowledgements

The annual review committee would like to thank the staff from all of the SPVM units who contributed to collecting data and transmitting information for the production of this review.

Legal Deposit – Bibliothèque et Archives nationales du Québec, 2025

ISBN 978-2-922389-74-6

Please note that this English report has been translated from the original French version by Documens. In case of doubt or difference of interpretation, the French version shall prevail over the English.

According to the Charter of the French Language and the Office québécois de la langue française, municipalities shall designate all official names by their French names alone, even in the English version.

Interactive browsing

1. In the table of contents, select the content you want to view.
2. Click on the hyperlinks to access additional online content.
3. To return to the table of contents while reading, click on the icon at the bottom of each page.



Table of contents

2 Message from the Head of Public Security on the Executive Committee of Ville de Montréal

3 Message from the Director of the Service de police de la Ville de Montréal

4 SPVM mission

5 Our environment and the populations of Montréal

6 Montrealers at the heart of our actions

8 2024-2026 Strategic plan

9 Overview of 2024

45 Launch of the first SPVM commemorative emblem

46 Appendix: detailed crime tables



Message from the Head of Public Security on the Executive Committee of Ville de Montréal



Our Montréal urban security plan, which aligns prevention, getting closer to communities and repression of crime, continues to pay off. 2024 brought us another decrease in armed violence in Montréal, making our streets safer and our city more secure. In this regard, I want to express the deep gratitude that the people of Montréal feel for the police officers and the civilian staff of the Service de police de la Ville de Montréal (SPVM), who accomplish very demanding work in a complex and constantly changing environment.

Montréal is one of the safest big cities in North America, as well as one of the most inclusive and open. I would be remiss if I did not mention the professionalism of the teams who have had to manage a growing number of crowd control situations all year round to ensure the safety of everyone during events of various kinds.

In the face of ever-evolving crime, we can count on the unrelenting efforts of the SPVM teams, whose results are no less than impressive: a significant reduction in crime related to armed violence and vehicle theft.

It is important to acknowledge that our police officers are on the front lines of human distress that involves homelessness, mental health issues and the opioid crisis, which continues to claim victims. I want to draw attention to their daily engagement, which fosters the establishment of trust and a collaborative approach with both residents and partners. The various teams created by the SPVM turn the intention to continually adapt into reality in our streets.

In 2024, the SPVM pursued its recruitment efforts, and we had the Plan d'organisation policière approved by the ministère de la Sécurité publique, fulfilling our obligation under the Police Act to demonstrate our capacity to offer the services required for a level-5 police force. I want to thank the Québec government for the financial support that allowed 328 new recruits to join the SPVM's ranks, nearly half of whom are women and more than a quarter of whom come from diverse backgrounds.

I have full confidence in the vision of our police service, which is making every effort to get closer to the communities that make up the rich fabric of our city, to create and strengthen bonds with the public and to protect the security of every resident.

Alain Vaillancourt

HEAD OF PUBLIC SECURITY
COMMISSION DE LA SÉCURITÉ PUBLIQUE



Message from the Director of the Service de Police de la Ville de Montréal

Giant steps were taken again this year thanks to the sustained efforts of all police and civilian personnel, with the constant collaboration of our institutional and community partners, and the engaged participation of all populations in public safety. I can only be proud of the magnitude of the work accomplished and the results obtained.

For a second consecutive year, our workforce continued to grow with the hiring of 328 police officers, which represents a net surplus of 147 permanent police recruits, the biggest increase in the past five years. The SPVM also achieved an exceptional 81% solved murder rate in 2024, as well as a sharp 47% drop in crimes committed with firearms since the peak in 2021. More than 11,500 activities were performed with diverse clientele. The year 2024 was much more than this, but we accomplished each of our achievements, each activity, each step while thinking of the public's welfare and safety and the tranquillity they have a right to expect in their neighbourhoods.

In this sense, we initiated the implementation of our 2024-2026 Strategic Plan with the commitment to move toward integrated, proactive policing based on consensus building, by officers rooted in their communities. This planning, rooted in understanding the current and emerging challenges our metropolis must face, puts forward a vision where the sacred connection with the public is at the core of a strategic alignment of our actions. We have placed this approach at the core of our actions and initiatives to serve and protect all populations, and we are going to pursue it to offer services that are even more accessible and adapted to the reality of Montréal communities.

The mobile counter, the cohabitation team (ECoh), the establishment of four major advisory committees and training of police officers in patrolling and investigation in initial management of field searches to respond more efficiently to the volume of disappearances reported in our territory are only a few examples of promising and innovative initiatives. The SPVM's philosophy of excellence also influenced the deployment of its Centre intégré de formation, a high-level centre to train the best police officers there are.

I sincerely thank you!

I am extremely proud of my teams. My warmest thanks for their engagement and their devotion to serving all Montrealers.

I also thank Ville de Montréal, the Ministère de la Sécurité publique, the École nationale de police du Québec and the Fraternité des policiers et policières de Montréal, whose support and contribution are conclusive in accomplishing our mission.

I will end by tipping my cap to our entire community of community and institutional partners, and to all the Montrealers who, by their collaboration, their support and, above all, their confidence, allow us to preserve the safe character of our metropolis.

Together, we are building a safe city instilled with kindness and mutual respect. From the bottom of my heart, THANK YOU.

To learn more about the highlights of the past year, I invite you to dive into the 2024 Annual Report of YOUR police department.

I hope you enjoy reading this report.

Fady Dagher

DIRECTOR OF THE SERVICE DE POLICE
DE LA VILLE DE MONTRÉAL




SPVM mission

The mission of the SPVM is to **maintain peace, order and public safety, to prevent and suppress crime and violations of laws or municipal by-laws in force on its territory, and to track down the perpetrators.**

In carrying out this mission, it ensures the safety of people and property, safeguards rights and freedoms, acts in concert and partnership with the people and various stakeholders in the areas concerned by its mission to promote the complementarity and effectiveness of its interventions, respects victims and is attentive to their needs, cooperates with the community while respecting cultural pluralism.

In its composition, the SPVM promotes adequate representation of the community it serves. In conducting police investigations and interventions, it acts with complete independence, free from any interference (section 48 of the Police Act, RLRQ, c. P-13.1).



Our environment and populations of Montréal

The SPVM is the second largest municipal police department in Canada and the eighth largest in North America.

OUR ENVIRONMENT



Surface area of the territory¹
498 KM²



4,050 KM
of roads²



ONE
international
AIRPORT



Territory divided into
4 GEOGRAPHICAL
REGIONS



19
boroughs and
15
linked municipalities



4.6 MILLIONS
daily trips
on the Island
of Montréal³



The largest
SEAPORT
in Eastern Canada



29 NEIGHBOUR-
HOOD POLICE
STATIONS
(PDQ) spread over
the island of Montréal

POPULATIONS OF MONTRÉAL



Over
2 MILLION
residents⁴



Nearly **2**
out of **5**
Montrealers belong
to a visible minority⁵



11 MILLION
tourists in 2024⁶



More than
185,000
university students,
including nearly
40,000
foreign students⁷

- 1 Communauté métropolitaine de Montréal (2022) *Territorial Portraits 2021*
- 2 Communauté métropolitaine de Montréal (2021) *Land Use 2020*
- 3 Agence régionale de transport de Montréal (2020) *Origin-Destination Survey 2018*
- 4 Institut de la statistique du Québec (2023) *Main indicators on Québec and its regions*
- 5 Statistique Canada (2022) *2021 Census of Population*
- 6 Tourisme Montréal, 2024
- 7 Institut de la statistique du Québec (2024) *Databank of Official Statistics on Québec*

Montrealers at the heart of our actions





2024-2026 Strategic plan

THE STRATEGIC PLAN IS BASED ON SEVERAL CONSULTATION AND ANALYSIS EXERCISES THAT HAVE BEEN CONDUCTED OVER NEARLY THREE YEARS WITH RESIDENTS, PARTNERS AND STAFF MEMBERS TO IDENTIFY THEIR EXPECTATIONS IN ORDER TO DETERMINE HOW TO RESPOND TO THEM. WITH THIS STRATEGIC PLAN, THE SPVM SEEKS TO ENHANCE PUBLIC CONFIDENCE, INNOVATE IN ITS PRACTICES AND HELP BUILD A SAFE, INCLUSIVE AND RESILIENT ENVIRONMENT FOR ALL THE POPULATIONS OF MONTRÉAL. THE EXERCISE PROMOTES A NEW VISION OF PROACTIVE AND INTEGRATED POLICE COOPERATION, WITH THE SACRED BOND WITH THE PUBLIC AND RAPPROCHEMENT WITH ALL GROUPS AT ITS CENTRE.



Three main orientations guide the SPVM in the pursuit of its mission:

1. Earn the trust of the public and of all Montrealers.
2. Be reassuring to the public and feared by the criminal world.
3. Regain our full capacity to act.

Many initiatives have been launched and others will follow in the coming years under these three orientations, including:

- Implementation of three action plans:
 - 2025-2028 anti-discrimination and anti-racism plan
 - 2023-2025 internal action plan for Indigenous relations
 - 2024-2027 equity, diversity and inclusion plan
- Implementation of the road safety master plan
- Implementation of multisectoral firearms teams (EMAF) and deployment of our Collectives strategy in all four regions
- Proposal of a global strategy to combat motor vehicle theft, in collaboration with other law enforcement agencies and partners

In the coming years, the SPVM will continue to hone its policing model to be ever more effective in meeting the needs and expectations of all populations.

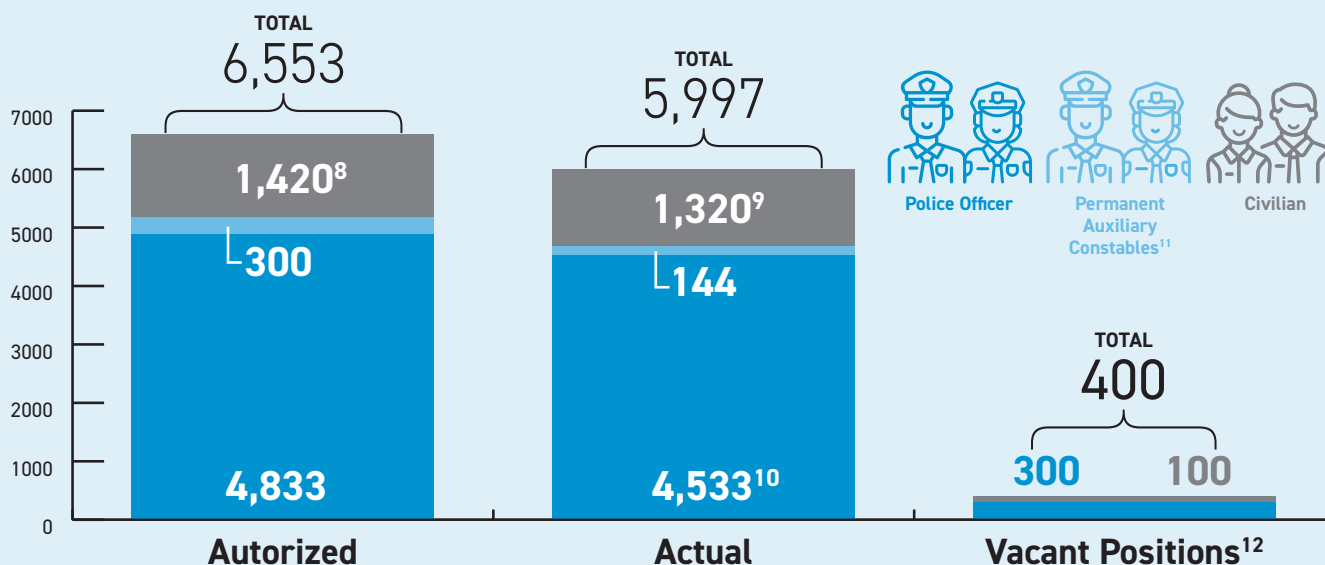


Overview of 2024



DEMOGRAPHIC STATISTICS

AUTHORIZED AND ACTUAL WORKFORCE TOTALS



⁸ Including permanent and temporary status positions.

⁹ Certain functions of the SPVM benefit from banks of ancillary employees. For example, a bank of ancillary (on-call) crossing guards is available to ensure that permanent crossing guards can be replaced if necessary. As a result, as of December 31, 2024, the SPVM could count on 1,605 people available for the 1,320 filled civilian positions.

¹⁰ 78 reservists (retired rehired), which corresponds to 36 full-time equivalents, are also employed by the SPVM but are not included in the actual workforce total.

¹¹ To compensate for the loss of service resulting from various officer absences, the SPVM uses permanent auxiliary constables (PAC), the number of which varies annually and may reach a maximum of 300.

¹² Because PACs fill absences, not vacant positions, the number of vacant positions is based on police and civilian positions only.

Hiring of
police officers
2024

328

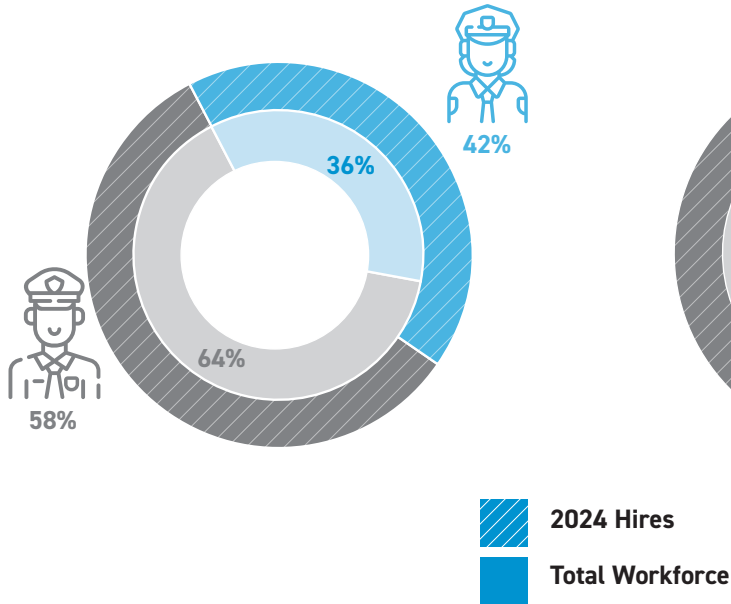


Hiring of
civilians
2024

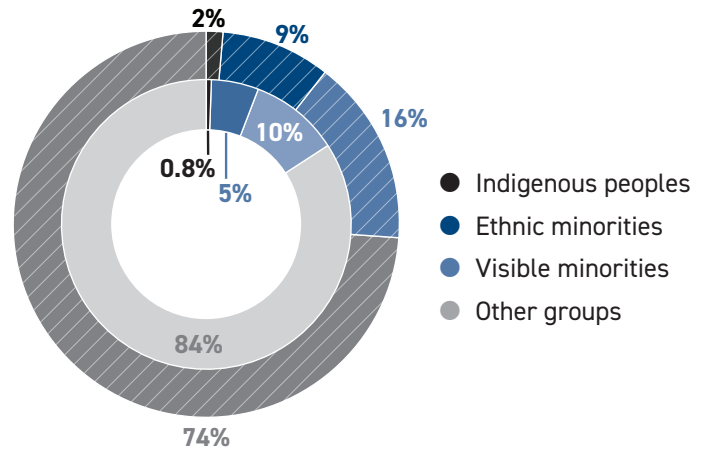
191



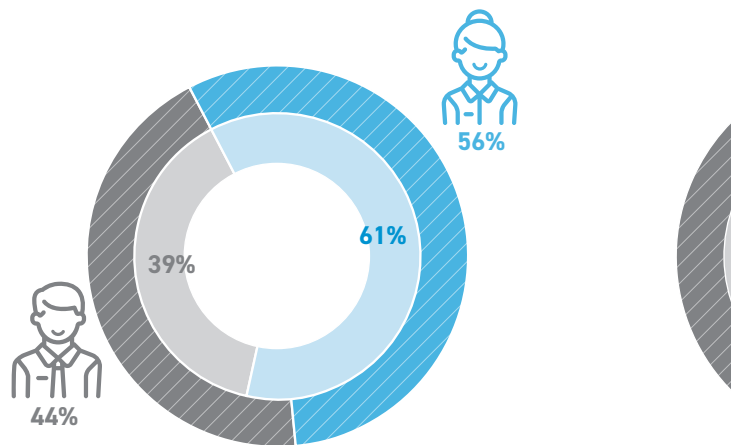
BREAKDOWN OF POLICE WORKFORCE AND 2024 HIRES BY GENDER



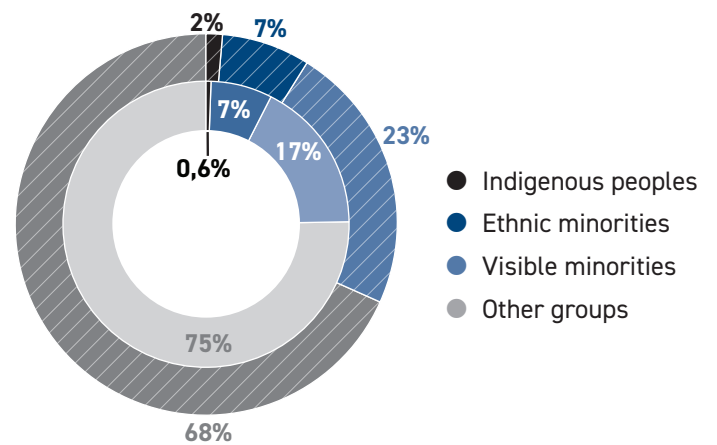
BREAKDOWN OF POLICE WORKFORCE AND 2024 HIRES BY ETHNOCULTURAL ORIGIN¹³



BREAKDOWN OF CIVILIAN WORKFORCE AND 2024 HIRES BY GENDER



BREAKDOWN OF CIVILIAN WORKFORCE AND 2024 HIRES BY ETHNOCULTURAL ORIGIN



¹³ The terminology used for each group comes from the Montréal Equal Access to Employment program. Membership in these groups is self-determined.

BREAKDOWN OF CIVILIAN WORKFORCE BY JOB CATEGORY


Job category	Number	%
White-collar	667	47.0
Blue-collar	26	1.8
Crossing guard	553	38.9
Professional	125	8.8
Management	49	3.5
TOTAL	1,420	100.0

BREAKDOWN OF POLICE WORKFORCE BY RANK

Grade	Number	%
Officer	3,345	71.5
Sergeant	370	7.9
Sergeant-Detective	704	15.1
Lieutenant	46	1.0
Lieutenant-Detective	86	1.8
Commander	83	1.8
Inspector	24	0.5
Chief Inspector	15	0.3
Deputy Director	3	0.1
Director	1	0.0
TOTAL	4,677	100.0

BREAKDOWN OF POLICE WORKFORCE BY AGE GROUP

Age Group	Number	%
18-24	348	7.4
25-29	602	12.9
30-34	829	17.7
35-39	615	13.1
40-44	676	14.5
45-49	823	17.6
50-54	606	13.0
55-59	154	3.3
60 and over	24	0.5
TOTAL	4,677	100.0



Retirements, resignations, dismissals and deaths

181
For 328 hires

BREAKDOWN OF POLICE WORKFORCE BY YEARS OF SERVICE

Years of Service	Number	%
0 to 4	1,064	22.7
5 to 9	790	16.9
10 to 14	451	9.6
15 to 19	761	16.3
20 to 24	750	16.0
25 to 29	785	16.8
30 to 34	65	1.4
35 and over	11	0.2
TOTAL	4,677	100.0

HIGHEST LEVEL OF EDUCATION COMPLETED - POLICE WORKFORCE

Level of Education	Number	%
École Nationale de Police du Québec graduate (or equivalent)	3,101	66.3
Short university program	412	8.8
Certificate or minor	721	15.4
Major	12	0.3
Bachelor's	357	7.6
Master's or Advanced Graduate Diploma	73	1.6
Doctorate	1	0.0
TOTAL	4,677	100.0

Centre intégré de formation

In 2024, the SPVM took possession of its new integrated training centre. In the past, training courses were offered in various locations across Montréal, but expansion work at the Centre tripled the size of the training spaces for police and civilian staff. At just over 125,000 square feet of space, the Centre can now accommodate all the courses under a single roof.

With simulation stages, combat rooms, conducted electrical weapons handling rooms, training room for the canine unit, and driving and event simulation rooms, the Centre was designed to create the optimal learning environment.

The addition of specialized teams, such as use-of-force, the canine unit, the tactical intervention group (GTI) and support and specialized interventions (SIS), makes knowledge-sharing and innovation easier and creates a dynamic, stimulating environment for everyone.

The SPVM is also proud to welcome the first outpost of the École nationale de police du Québec (ENPQ) in Montréal. The ENPQ's presence in the same building means that police officers can do professional development without having to travel to Nicolet, saving both time and financial resources.

Concentrating all training and competency maintenance activities and all the instructors in various specialties in the same place encourages knowledge-sharing and the development of cross competencies.



Transfer of police services contract at the Montréal-Trudeau International Airport

Beginning on January 24, 2000, the SPVM provided police presence at the Montréal-Trudeau airport, to protect and serve the airport community as well as the millions of travellers who pass through the airport every year. When Aéroports de Montréal (ADM) issued a call for offers in May 2024 to provide police service inside the airport and at the security checkpoints, the contract was awarded to the Sûreté du Québec (SQ). The SPVM cooperated in the safe and harmonious transfer of operations.

INTERVENTION REQUESTS

NUMBER OF CALLS RECEIVED AT THE 911 CENTRE – RESPONSE AND PROCESSING TIME

	2023	2024	Change 2023/2024
Total number of incoming calls to 911	1,556,278	1,396,423	-
Number of calls handled on partner lines ¹⁴	27,940	22,567	-
TOTAL NUMBER OF CALLS PROCESSED BY THE 911 CENTRE	1,584,218	1,418,990	-
Number of calls to 514 280-2222 (non-urgent calls)	45,883	26,270	-
Response time (seconds)	3	3	=
Processing time (seconds)	136	154	+

In 2024, the 911 Centre staff responded to 1,418,990 calls requiring emergency services (police, fire, ambulance). Of these, more than 381,079 calls (26.9%) required SPVM intervention and were dispatched to police officers for handling. This statistic remains relatively stable from one year to the next. However, there was a slight drop (-5.4%) in the number of calls dispatched compared to 2023 and compared to the average of the last five years (-10.6%).

This decrease is mainly due to Priority 4 calls for parking attendants (see also Table "Number of calls broken down by year according to priority"). These calls have been handled by the Agence de mobilité durable de Montréal since April 2023.

NUMBER OF CALLS PER REGION, BASED ON PRIORITY

Priority Code	2019	2020	2021	2022	2023	2024	Change (%)	
							2023/ 2024	2024/ 5-year average
1	8,208	8,481	9,098	9,702	10,356	10,521	1.6	14.7
2	184,939	173,436	175,443	183,333	197,710	208,022	5.2	13.7
3	160,567	182,607	161,764	155,547	155,017	142,900	-7.8	-12.4
4	78,629	60,449	74,533	83,890	36,697	16,623	-54.7	-75.1
5	2,728	3,279	3,100	2,573	2,356	2,122	-9.9	-24.4
6	87	1,984	113	87	55	42	-23.6	-91.0
7	858	892	950	807	835	843	1.0	-2.9
P	5	9	4	6	12	6	-50.0	-16.7
TOTAL	436,021	431,137	425,005	435,945	403,038	381,079	-5.4	-10.6

¹⁴ Includes the following lines: Line for police officers (280-1373) to request a vehicle or resources, lines for workers (280-1492, 280-1359) to request service or information.

NUMBER OF CALLS PER REGION, BASED ON PRIORITY

Priority Code	West Region	South Region	North Region	East Region	Total by Priority
1	2,769	2,946	2,618	2,188	10,521
2	53,496	58,753	51,270	44,503	208,022
3	38,157	36,104	38,605	30,034	142,900
4	4,485	3,757	4,372	4,009	16,623
5	453	632	498	539	2,122
6	13	12	11	6	42
7	222	276	213	132	843
P ¹⁵	1	2	0	3	6
TOTAL	99,596	102,482	97,587	81,414	381,079

AVERAGE RESPONSE TIME¹⁶ FOR PRIORITY 1 CALLS

	2019	2020	2021	2022	2023	2024	Change 2023/2024
Average response time (minutes)	5 m 47 s	5 m 49 s	6 m 05 s	6 m 10 s	6 m 23 s	6 m 36 s	+

The average response time for priority 1 calls has been relatively stable over the years and stood at 6 minutes and 36 seconds in 2024, 13 seconds more than in 2023 and just over 30 seconds more than the average for the last five years.

STATISTICS OF ALARM MANAGEMENT ADMINISTRATION SYSTEM (SAGA)

	2023	2024	Change 2023/2024
TOTAL NUMBER OF VALID ALARMS	938	909	-
Burglaries	729	733	+
Robberies	209	176	-
TOTAL NUMBER OF FALSE ALARMS	22,728	25,057	+
Burglaries	21,063	23,427	+
Robberies	1,665	1,630	-
AMOUNT COLLECTED IN FINES FOR FALSE ALARMS (\$)	2,350,874	2,395,893	+

¹⁵ 911 call for immediate police assistance.

¹⁶ Time calculated between when the call is registered at the 911 Centre and when police officers arrive at the scene.

Reporting a situation online



If you are the victim of mischief, theft or vandalism, or if you want to report a lost item, you can complete a [police report](#) yourself online without having to go to a PDQ.

If the incident you experienced involves investigative information, that is, if there are suspects, witnesses or evidence, or if it is a hate crime, you must call 911.

ONLINE POLICE REPORTS

Number of requests received by Internet	2019	2020	2021	2022	2023	2024	Change (%)	
							2023/2024	2024/5-year average
MISCHIEF	1,334	1,313	1,241	1,276	1,455	1,613	10.9	21.8
Graffiti	195	268	267	298	151	190	25.8	-19.4
Damage to a vehicle	959	853	783	818	1,125	1,067	-5.2	17.6
Other mischief	180	192	191	160	179	356	98.9	97.3
LOST OBJECTS	1,988	1,986	1,999	2,361	2,428	2,078	-14.4	-3.5
THEFTS	5,887	6,102	6,399	7,261	7,915	6,871	-13.2	2.4
Theft from in or on a vehicle	2,342	2,644	2,819	3,056	2,778	2,408	-13.3	-11.7
Bicycle theft	1,136	1,055	1,061	1,109	1,200	1,149	-4.3	3.3
Other theft	2,419	2,403	2,519	3,096	3,937	3,314	-15.8	15.3
HATE INCIDENTS	16	21	26	22	3	34	--	93.2
REQUESTS REJECTED OR REDIRECTED FOR APPROPRIATE PROCESSING	1,052	2,993	2,949	2,642	2,815	4,396	56.2	76.5
REPORTS OF NON-COMPLIANCE WITH HEALTH GUIDELINES RELATED TO THE PUBLIC HEALTH ACT	-	4,727	3,317	311	-	-	--	--
TOTAL	10,287	17,142	15,931	13,873	14,616	14,992	2.6	4.3

In 2024, the SPVM received a total of 14,992 online requests for police reports. Of these, 4,396 requests were rejected or forwarded to police officers for appropriate handling. The higher volume of rejected or forwarded requests in 2024 can be explained by the tracking and verification of previous years' records. There was an increase of 2.6% in the use of online reports in 2024 compared to 2023 and 4.3% compared to the average for 2019 to 2023. This increase is mainly due to the increase in reports of mischief and certain types of theft.



MOBILE DESK

Getting closer and closer to the public

In 2024, the SPVM launched a mobile desk that crisscrossed the territory of Montréal to be more integrated into the living environment in the various parts of the island. By travelling to neighbourhood festivals and large events, this specially designed and marked vehicle made police services more accessible to locals.

The spontaneous interactions between the team and the city residents also helped build trust and cooperation between the police and the community. These exchanges also led to a better understanding of concerns and opportunities to respond directly to residents' needs.

The mobile desk also served as a platform for prevention and awareness about a variety of topics, such as road safety and issues related to homelessness and mental health. Residents could ask for safety tips, report incidents and receive information about the resources available in their community.

The mobile desk allowed the team to meet nearly 4,550 people over 143 days, with a satisfaction rate of 4.8/5. Thanks to this closeness, the residents enjoyed simple, direct access to police services, fostering better understanding and cooperation between law enforcement services and the local people. This figure attests to the community's engagement with the initiative.

CRIMINAL CODE INFRACTIONS

The charts below provide crime statistics for 2024, as well as the change in percentages from 2023 to 2024 and in comparison to the five previous years.

CHANGE IN CRIME

Offences	2019	2020	2021	2022	2023	2024	Change (%)	
							2023/2024	2024/ 5-year average
Crimes against persons	23,692	22,984	25,130	27,389	31,009	33,286	7.3	27.8
Crimes against property	51,642	45,477	46,400	56,224	62,384	62,611	0.4	19.4
Other offences under the Criminal Code	8,875	7,404	7,218	7,538	8,670	9,599	10.7	20.9
TOTAL CRIMINAL CODE OFFENCES	84,209	75,865	78,748	91,151	102,063	105,496	3.4	22.1
Other laws and regulations	14,669	11,977	16,173	9,901	10,571	10,233	-3.2	-19.2
OVERALL TOTAL	98,878	87,842	94,921	101,052	112,634	115,729	2.7	16.8

Source: M-IRIS, March 3, 2025.



The general record of Criminal Code Infractions saw an increase of 3.4% in 2024 compared to 2023, and 22.1% compared to the average for the last five years. More specifically, crimes against persons and other offences under the Criminal Code increased, respectively, by 7.3% and 10.7%, while crimes against property remained stable (0.4%) and violations of other laws and regulations declined by 3.2% compared to 2023.

Year after year, crime trends are a central focus of the SPVM's concerns. Efforts are made all year round to protect public safety by taking concrete action. The community can count on devoted staff for whom residents are the priority.

CRIMES AGAINST PERSONS

Offences	2019	2020	2021	2022	2023	2024	Change (%)	
							2023/2024	2024/ 5-year average
Homicides	25	25	37	42	31	31	0.0	-3.1
Other offences resulting in death	1	2	1	2	3	2	-33.3	11.1
Attempted murders	122	131	139	100	110	84	-23.6	-30.2
Assaults	13,275	12,970	14,233	15,818	17,934	19,159	6.8	29.1
Sexual assaults	1,957	1,797	2,365	2,208	2,182	2,367	8.5	12.6
Robberies	2,387	1,983	2,102	2,468	3,111	3,197	2.8	32.6
Other offences against persons	5,925	6,076	6,253	6,752	7,638	8,446	10.6	29.4
TOTAL	23,692	22,984	25,130	27,389	31,009	33,286	7.3	27.8

Source: M-IRIS, March 3, 2025.

The upward trend in many crimes against persons, seen in Québec and elsewhere in Canada before the pandemic, continued in 2024. In Montréal, the number of crimes against persons reported in 2024 increased by 7.3% compared to 2023 and by 27.8% compared to the average for the last five years. There were 31 homicides in SPVM territory in 2024, a decrease of 3.1% compared to the average for 2019 to 2023, and the same number as in 2023. Attempted murders declined by 30.2% compared to the average for the last five years and by 23.6% compared to 2023. In total, there were fewer homicides, other offences resulting in death and attempted murders in 2024 (n = 117) than in the years from 2019 to 2023 (average = 154). Although armed violence is still present in the Montréal landscape, it is contributing less to the current portrait than it did in recent years. One third of the homicides and attempted murders committed in SPVM territory in 2024 involved the presence or use of a firearm (see the [Firearms table](#)), while these weapons represented half of the homicides and 60% of the attempted murders committed in 2022.

The category of offence that contributed the most to the increase in crimes against persons in 2024 was assault, continuing the upward trend observed before the pandemic and representing an increase of nearly 30% compared to the average for the last five years and of 6.8% compared to 2023. This increase is mainly related to level-1 assaults, that is, incidents leading to little or no injury to the victim, as this is the subcategory of assaults most frequently reported to the SPVM. The increase in armed assaults or assaults involving injury also contributed to the current portrait. The number of sexual assaults reported to the SPVM in 2024 was up 8.5% compared to 2023 and 12.6% compared to the average for the five previous years. This increase is mainly related to an increase in cases of the non-consensual distribution of intimate images and sexual contact. Interpreting the increase or decrease in the number of sexual offences is always difficult because they are among the offences least reported to police by the victims. The significant increase observed following the end of the pandemic shows that the population is more aware but also demonstrates a bond of trust between victims and the various players in the judicial system.



Robberies increased by 32.6% compared to the average for the last five years and by 2.8% compared to 2023. This increase, which began in 2023, can be attributed mainly to robberies from stores and individuals, and to extortion attempts against certain retailers in 2024. In addition to the many actions taken by police officers in 2024 to combat this phenomenon, the SPVM established operational coordination under the responsibility of the commander in charge of organized crime. Coordinating in this way allows for greater agility and efficiency. Other offences against persons rose by 29.4% in 2024 compared to the average for 2019 to 2023 and by 10.6% compared to 2023. This increase is mainly related to the increase in incidents of criminal harassment and uttering threats that were reported to the SPVM in 2024.

Groupe de gestion initiale de recherche terrestre (GIRT)

In March 2024 the members of the GIRT began their first support operations for missing persons and runaways. This team's role is to support officers in charge in their efforts to find people who have gone missing and whose life or safety may be in danger. The GIRT team's officers have special training from the École nationale de police du Québec (ENPQ), specific technological tools and specialized research techniques. After analyzing the profile of the missing person, the GIRT members make hypotheses regarding their movements and establish a search radius that can expand as time goes on.

GIRT officers are volunteers whose professionalism and team spirit are key factors in the efficiency and speed of the searches. Their goal is to protect the safety of people and their families.

Domestic violence

From January 1 to December 31, 2024, the SPVM responded to 13,880 service calls and recorded 6,937 incidents of domestic violence victimization. This represents 21% of all crimes against persons reported in the territory of Montréal during the year.

In 2024, the SPVM and the Directeur des poursuites criminelles et pénales (DPCP) pooled their efforts and launched a pilot project related to strangulation in the context of domestic violence. This project involved several partners, including the Ministère de la Sécurité publique (MSP), the Sûreté du Québec (SQ), the Laboratoire des sciences judiciaires et de médecine légale, the Centre d'aide aux victimes d'actes criminels (CAVAC) de Montréal and various police services.

Studies have shown that when someone attempts to strangle their intimate partner, there is a significant increase in the risk that the victim will be killed by their aggressor in the future. Strangulation is a serious action that deserves special attention. With the adoption of Bill C-75 in 2019, Parliament added to the Criminal Code a section on assaults by choking, suffocating or strangling (s. 267 c), Cr.C.). Although this offence is not specific to domestic violence, this form of violence is used by perpetrators to control and dominate their victims. It was with this in mind that the initiative, a first in Québec, was launched.

Inspired in part by best practices in the United States, this project offers a multidisciplinary solution that aims to enhance the interventions provided by SPVM teams in response to these reports. In addition to providing

improved support for the victims during the judicial process, it targets better collection of all evidence required to bring charges against the perpetrators. More specifically, its objectives are to:

- Understand the danger of strangulation, refute myths and prejudices and improve evidence gathering.
- Raise the awareness of justice personnel about the danger of strangulation and the importance of considering it when assessing homicide risk.
- Encourage reporting and dissuasion when processing this offence in the judicial system.
- Improve care and support for victims.

The pilot project was deployed in the eastern part of Montréal for a period of 18 months. Its implementation involved developing intervention tools and referral practices for victims, including:

- Drafting of an addendum describing the action of strangulation and the related signs and symptoms
- Distribution of an anonymized brochure, designed by the SPVM in collaboration with an emergency room doctor from the health network, providing information related to the various symptoms that can arise in the hours and days after a strangulation, to make victims aware of the consequences and health dangers
- Referrals to the Centre d'aide aux victimes d'actes criminels (CAVAC) de Montréal (crime victims assistance centres)
- A call to Urgences Santé or hospital transport, when required, as well as a recommendation to seek medical consultation



Domestic violence prosecutor Maya Ducass with inspector Anouk St-Onge.

Specific training, designed by the SPVM's Division de la formation et du développement institutionnel, with the collaboration of the DPCP, was given to the police officers and the DPCP prosecutors involved in the pilot project. A version of the same training was also offered to our external partners. In 2024, 573 police officers (gendarmerie and investigations) and 42 prosecutors were trained. This training was also taken up by the MSP for deployment across all the police services in Québec. Training will also be offered to people who work directly or indirectly with victims as part of the special tribunal on sexual violence and domestic violence.

For the pilot project, the SPVM's Section de l'identité judiciaire was involved directly and made a significant improvements in photographing victims. This initiative allowed the Section to leverage its expertise and fine-tune its injury photography practices. Taking photographs using forensic lights brings out or reveals marks that are sometimes faint or invisible to the naked eye. These are lights with different wave lengths, such as UV and infrared, that can penetrate from 1 to 3 mm under the skin. While this technology has long been used in various ways by the Section de l'identité, the use of forensic lights to photograph injuries only developed in recent years, mainly for specific cases, such as bites. In this project, the Section's expertise enhanced the investigation methods. The SPVM is currently the only police service in Québec that is using this technology actively. Our leadership role has raised the interest of other police services in the provinces, which have expressed a desire to be trained in this innovative method.

In light of the importance of taking action on strangulation in the context of domestic violence and because of the positive impacts of the pilot project, the SPVM decided that, at the end of the pilot project introductory period in November 2025, the project will be extended across the entire island of Montréal. For the deployment of the project coordinated by the MSP, the DPCP and the SPVM intend to share their experience with the other police services in Québec that want to introduce the project into their own organizations. The launch of the pilot project also led to collaborative interprovincial and international discussions, leading to practice sharing and advancements in the jurisprudence related to strangulation.

CRIMES AGAINST PROPERTY

Offences	2019	2020	2021	2022	2023	2024	Change (%)	
							2023/2024	2024/ 5-year average
Arson	370	386	383	401	538	501	-6.9	20.5
Breaking and entering	6,994	6,067	5,072	6,306	6,546	6,362	-2.8	2.7
Motor vehicle theft	4,321	4,789	6,527	9,583	11,756	8,812	-25.0	19.2
Petty larceny	23,879	18,806	19,473	23,754	25,617	27,312	6.6	22.4
Possession of stolen goods	502	506	530	695	841	783	-6.9	27.4
Fraud	9,417	9,048	8,618	9,420	10,445	11,617	11.2	23.7
Mischief	6,159	5,875	5,797	6,065	6,641	7,224	8.8	18.3
TOTAL	51,642	45,477	46,400	56,224	62,384	62,611	0.4	19.4

Source: M-IRIS, March 3, 2025.

The number of crimes against property reported to the SPVM in 2024 was relatively stable compared to 2023 but showed an increase of 19.4% compared to the average for 2019 to 2023. This increase is mainly related to petty larceny and fraud, which increased, respectively, by 22.4% and 23.7% compared to the average for the last five years and by 6.6% and 11.2% compared to 2023. As was the case in 2023, all categories of petty larceny (purse snatching, pickpocketing, shoplifting, etc.) increased in 2024. Inflation may have played a role in this. The rise in the cost of living and financial uncertainty may have encouraged some people to commit thefts. The increase in the number of frauds reported to the SPVM in 2024 can be attributed mainly to more incidents of card fraud (for example, bank card) and computer fraud.

For the first time since the steep increase observed after the pandemic, the number of vehicle thefts dropped in 2024, declining by 25% between 2023 and 2024.

In addition to the inconvenience for the owners, vehicle theft has a major impact on people's sense of security. This is why the SPVM rolled out a set of strategies to slow down this scourge by using a 360 approach to effectively combat this problem, with collaborative repression and prevention actions, specific training and media visibility to reassure the public and scare criminals. This offensive led to a decline in car thefts across the entire SPVM territory in 2024.

A temporary integrated team was set up, bringing together the Royal Canadian Mounted Police (RCMP) and the Canada Border Services Agency (CBSA) in SPVM offices.

Its mandate includes:

- The deployment of additional investigation resources
- Close collaboration among the partners, including the Canada Border Services Agency (CBSA), the Montréal Port Authority, several police services from the province and the country, as well as insurance companies
- Targeting the heads of vehicle theft rings
- Preventing thefts



SPVM's main actions with regard to motor vehicle thefts

In 2021, as society came out of the COVID-19 pandemic, the SPVM and all its partners faced a steep increase in motor vehicle thefts. This shift, observed all across Canada, was related to the low availability of new vehicles on the market. This was also the case for the semi-conductor industry, which provides key components for electronic chips and parts that are indispensable for manufacturing vehicles. That drove up the price of used vehicles significantly, making them even more attractive to steal. It is important to point out that the information derived from police investigations shows that motor vehicle theft serves as a financing platform for the purchase of firearms and drug trafficking by criminal groups.

Montréal's particular geographic situation, with its international port, makes it an ideal location for criminal organizations to export stolen vehicles. Beginning in January 2024, the SPVM coordinated the launch of Project VECTOR in the Port of Montréal, with partners such as the Ontario Provincial Police, the RCMP, the Canada Border Services Agency and Sûreté du Québec. These actions led to the historic seizure of over 1,300 vehicles marked for export in 2024.

On February 8, 2024, the SPVM participated in the motor vehicle theft summit in Ottawa. That national meeting gave us the opportunity to forge strategic ties with partners across Canada and to submit recommendations for the development of a federal strategic plan on motor vehicle theft.

Breaking and entering declined by 2.8% compared to 2023 but increased by 2.7% compared to the average for the last five years. The decrease between 2023 and 2024 is mainly related to the reduction in break and enters at private homes. In 2024, possession of stolen goods was down 6.9% compared to 2023 and up by 27.4% compared to the average for the last five years. The number of mischief offences reported to the SPVM in 2024 rose by 18.3% compared to the average for the last five years and by 8.8% compared to 2023. This increase stems mainly from the increase in mischief involving vehicles.

After 2023, when the incidence of arson was higher than the average for the last five years, there were 501 incidents of arson in 2024. This is a decline of about 7% compared to 2023. Criminal groups are suspected of being behind some of these arsons in the context of extortion attempts mainly targeting businesses.

OTHER OFFENCES UNDER THE CRIMINAL CODE

Offences	2019	2020	2021	2022	2023	2024	Change (%)	
							2023/2024	2024/ 5-year average
Firearm offences ¹⁷	344	251	376	433	518	451	-12.9	17.3
Offences against the administration of law and justice	7,335	5,820	5,553	5,928	6,780	7,594	12.0	20.9
Other offences	1,196	1,333	1,289	1,177	1,372	1,554	13.3	22.0
TOTAL	8,875	7,404	7,218	7,538	8,670	9,599	10.7	20.9

Source: M-IRIS, March 3, 2025.

Other offences under the Criminal Code rose by 20.9% in 2024 compared to the average of the last five years and by 10.7% compared to 2023. The number of offences involving firearms and other weapons (that is, offences not connected to a crime against persons) increased by 17.3% in 2024 compared to the average for 2019 to 2023 and declined by 12.9% compared to 2023. The number of offences against the administration of law and justice rose by 20.9% compared to the average for the last five years and by 12.0% compared to 2023. This category of offences seems to have returned to the volumes seen before the pandemic. The increase between 2023 and 2024 is related to an increase in bail violations and breaches of probation. Other offences under the Criminal Code showed similar increases in 2024.

OTHER LAWS AND REGULATIONS

Offences	2019	2020	2021	2022	2023	2024	Change (%)	
							2023/2024	2024/ 5-year average
<i>Controlled Drugs and Substances Act</i>	2,083	1,844	1,683	1,602	1,763	1,932	9.6	7.6
Federal law infractions	189	191	557	278	290	318	9.7	5.6
Provincial law infractions	438	2,081	6,500	717	401	530	32.2	-73.9
Municipal by-laws	11,959	7,861	7,433	7,304	8,117	7,453	-8.2	-12.7
TOTAL	14,669	11,977	16,173	9,901	10,571	10,233	-3.2	-19.2

Source: M-IRIS, March 3, 2025.

¹⁷ Firearm offences not involving a crime against persons.

The number of offences related to other laws and regulations declined by 19.2% compared to the average for the last five years and by 3.2% compared to 2023. Again this year, the decrease observed can be attributed to the application of the *Public Health Act* (a provincial law) and the *Quarantine Act* (a federal law) after the end of the pandemic.

The number of offences related to the *Controlled Drugs and Substances Act* rose by 7.6% compared to the average for the last five years and by 9.6% compared to 2023. Several drug production and distribution networks were dismantled by SPVM teams in 2024. These operations strike a serious blow to criminal groups and deprive them of significant sources of income that may have been used, in part, to finance the purchase of firearms.

End of the *Équipe multidisciplinaire de concertation communautaire (ECCR)*

When it was rolled out in April 2021, the *Équipe de concertation communautaire et de rapprochement* (Multidisciplinary Community Concertation Team) quickly set itself apart through its close work with Montréalers and especially with people living with certain vulnerabilities. The police officers in this unit worked proactively to reduce problems of social cohabitation and the difficulties experienced by people who are unhoused. Banking on closeness and discussion, the ECCR members built trust with youth, talked to them about armed violence and promoted the principles of urban safety. The services they offered also strengthened trust with community and institutional organizations. Their goal was to encourage police work that is sensitive to public concerns while still providing solutions to sometimes-complex social situations. The ECCR's activities wrapped up on March 31, 2024, and the police resources from that team were assigned to other SPVM teams, to spread the ECCR's underlying approach and philosophy. Finally, all the programs and prevention strategies developed by this team are now used by foot patrollers, community relations officers, community concertation officers and targeted prevention officers in the organization's various units.



FIREARMS

Offences	2019	2020	2021	2022	2023	2024	Change (%)	
							2023/2024	2024/ 5-year average
NUMBER OF CRIMES AGAINST PERSONS IN WHICH A FIREARM WAS PRESENT¹⁸⁻¹⁹	383	437	516	563	469	444	-5.3	-6.3
Homicides	10 (10)	5 (6)	17 (19)	18 (21)	9 (9)	11 (12)	22.2 (33.3)	-6.8 (-7.7)
Attempted murders	33 (39)	57 (78)	52 (71)	44 (60)	36 (53)	20 (28)	-44.4 (47.2)	-55.0 (-53.5)
Firearm discharges	41	71	144	128	96	91	-5.2	-5.2
NUMBER OF FIREARMS RECOVERED	1,286	1,017	959	1,145	1,281	956	-25.4	-16.0
Firearms seized ²⁰	565	711	628	719	788	559	-29.1	-18.1
Voluntarily surrendered firearms ²¹	721	306	331	426	493	397	-19.5	-12.8

Source: M-IRIS, March 3, 2025.

The number of crimes against persons involving the presence or use of a firearm reported to the SPVM in 2024 continued the decline started in 2023, with a reduction of 6.3% compared to the average for the last five years and of 5.3% compared to 2023. The number of firearms recovered by the SPVM in 2024 also declined slightly compared to the average for the last five years and compared to 2023. The number of homicides increased by 33.3% compared to 2023, rising from 9 to 12, but declined by 7.7% compared to the average for the last five years. Attempted murders declined significantly, by 47.2% and 53.5% for the same periods. Firearm discharges also declined, by 5.2% compared to 2023 and compared to the average for 2019 to 2023. These three categories of crimes against persons show a decrease of 17.1% in 2024 compared to 2023 and 22.6% compared to the average for the last five years. This decrease in the city can be explained in part by various strategies used by SPVM units: police visibility, criminal investigations, prevention and information.

The SPVM cannot do this alone: the cooperation of the public is important in the fight against armed violence. Anyone with information that might help police officers is encouraged to call 911, contact their [PDQ](#), anonymously and confidentially call Info-Crime Montréal at 514 393-1133 or use the [online form](#).

18 These are crimes against persons (any type) during which a firearm is mentioned, present or used.

19 Number of events (number of victims).

20 "Firearms seized" includes the following categories: used as a weapon, seized with a warrant, seized without a warrant, preventive seizure, evidence, recovered, found and abandoned.

21 "Voluntarily surrendered firearms" includes the following categories: amnesty, voluntary handover/relinquishment and handover by a citizen and other.

Enhancement of strategies to combat armed violence – Collectives

In spring 2024, by extending and enhancing the multisectoral teams dedicated to firearms (EMAF) in the four regional investigation centres, the SPVM established a solid investigation strike force to ensure the optimal treatment of crimes involving firearms in our territory. In fall of the same year, based on the results achieved and the sign-on of our partners in the Collectives strategy, the SPVM extended the investigation strike force to all four regions (North, South, East and West) of the island. With the mission to prevent individuals engaging in high-risk armed violence behaviours from doing harm (repressive aspect) while offering individuals and their circles alternatives to violence, drawing on the collaboration of community and institutional actors (preventive aspect), the SPVM's Collectives strategy has now been extended across the organization. To strengthen the preventive aspect, a new police function exclusively dedicated to secondary prevention (targeted) and tertiary prevention (recommended) has been created: the targeted intervention officer. The people in this role are responsible for identifying the best preventive levers for the people the Collectives take charge of, identifying the key players already involved with them and referring them to the most appropriate help resources based on their needs.



End of the Équipe multidisciplinaire d'intervention dans les écoles (EMIE)

The increase in armed violence during the COVID-19 pandemic triggered widespread awareness and a desire to unite against armed violence among youth. In 2022, the SPVM's creation of the Équipe multidisciplinaire d'intervention dans les écoles (multidisciplinary intervention team for schools) established closer ties and police presence in school settings. Serving as a liaison for the schools, the neighbourhood police stations (PDQs) and various institutional and community actors, the team sought to enhance neighbourhood services and increase support for the specialized workers in the schools. The EMIE communicated with the partners and worked to establish a shared understanding of issues related to violence among youth. The EMIE was shut down on September 30, 2024. This expertise is now present locally, specifically through community relations officers in the PDQs and targeted prevention officers working through the Collectives strategy.

CLASSIFICATION OF CRIMINAL CASES

	2023			2024		
	Adult MEA ²²	Minors		Adult MEA	Minors	
		MEA	SMA ²³		MEA	SMA
CRIMES AGAINST PERSONS						
Homicides	12	0	0	17	1	0
Other offences resulting in death	0	0	0	2	0	0
Attempted murders	53	2	0	56	1	0
Assaults	6,513	310	58	6,662	376	53
Sexual assaults	418	43	5	503	61	2
Robberies	957	167	4	995	228	4
Other offences against persons	2,762	155	24	3,029	154	27
SUBTOTAL	10,715	677	91	11,264	821	86
CRIMES AGAINST PROPERTY						
Arson	66	9	3	60	12	2
Breaking and entering	1,065	48	33	1,077	51	45
Motor vehicle theft	457	70	0	369	91	4
Petty larceny	2,707	75	184	3,107	84	152
Possession of stolen goods	481	67	5	413	39	4
Fraud	529	18	2	660	19	2
Mischief	574	29	16	674	42	25
SUBTOTAL	5,879	316	243	6,360	338	234
OTHER OFFENCES UNDER THE CRIMINAL CODE						
Firearm offences	251	30	10	209	26	4
Offences against the administration of law and justice	5,037	229	20	5,474	212	17
Other offences	447	21	0	392	35	11
SUBTOTAL	5,735	280	30	6,075	273	32
TOTAL CRIMINAL CODE OFFENCES	22,329	1,273	364	23,699	1,432	352
OTHER LAWS AND REGULATIONS						
<i>Controlled Drugs and Substances Act</i>	1,428	35	8	1,432	48	2
Federal law infractions	251	5	0	295	3	0
Provincial law infractions	287	22	4	523	18	4
Municipal by-laws	8,425	288	0	7,648	186	0
SUBTOTAL	10,391	350	12	9,898	255	6
OVERALL TOTAL	32,720	1,623	376	33,597	1,687	358

Source: M-IRIS, March 3, 2025.

²² MEA: incident with charges laid

²³ Incident with no charges laid where the suspect is a minor. The status of activities included in this category are primarily diversion cases where a complaint was withdrawn or an extrajudicial measure was applied under the Youth Criminal Justice Act (discretionary power, warning or referral to alternative justice).

HATE CRIMES OR INCIDENTS

Type of event	2023	2024	Change 2023/2024
NUMBER OF HATE CRIMES REPORTED	353	375	6.2
Ethnicity, national origin or skin colour	140	179	27.9
Language	1	2	100.0
Religion	137	122	-10.9
Sex	18	29	61.1
Age	1	2	100.0
Mental or physical disability	1	1	0.0
Sexual orientation, identity or gender expression	52	35	-32.7
Xenophobia / immigration / newcomers to Canada	2	2	0.0
Other similar factors (political, ideological)	1	3	200.0
NUMBER OF HATE INCIDENTS REPORTED	171	202	18.1
Ethnicity, national origin or skin colour	53	65	22.6
Language	1	1	0.0
Religion	89	102	14.6
Sex	7	16	128.6
Age	0	0	---
Mental or physical disability	0	1	---
Sexual orientation, identity or gender expression	12	9	-25.0
Xenophobia / immigration / newcomers to Canada	9	6	-33.3
Other similar factors (political, ideological)	0	2	---

Analyzing hate incidents and crimes is always a sensitive exercise, since it is influenced by many factors, including the global situation and international conflicts. In 2024, residents of Montréal reported 375 hate crimes and 202 hate incidents. This represents a 6.2% rise in hate crimes reported to the SPVM and an 18.1% rise in hate incidents compared to 2023.²⁴

Nearly 50% of the hate crimes reported in 2024 targeted ethnic or national origin or skin colour (47.7%), one third of hate crimes targeted religion (32.5%) and a little under 10% targeted sexual orientation, identity or gender expression (9.3%). The increase in hate crimes reported in 2024 can be directly attributed to the increase in hate crimes targeting ethnic or national origin or skin colour (+39 cases).

Meanwhile, the hate incidents reported in 2024 targeted religion in half of cases (50.5%), nearly one in three incidents targeted ethnic or national origin or skin colour (32.2%) and 7.9% concerned the person's gender. The increase in hate incidents reported to the SPVM in 2024 is mainly due to the increase in incidents targeting religion (+13 cases) and ethnic or national origin or skin colour (+12 cases).

Reporting such crimes or incidents, regardless of their severity, and vigilance should be encouraged. If you experience or witness a hate crime or incident, there are resources to support you.

TO REPORT:

- A hate crime, dial 911 or go to a [PDQ](#).
- A hate incident, go to a PDQ or complete a [police report online](#).

²⁴ As the low number of hate crimes and incidents makes it hard to use percentages of change, the reader is advised to refer to the numbers.

Conflict in the Middle East

In light of the crisis that has been unfolding in the Middle East since October 2023, the SPVM has stepped up its efforts to support all groups affected directly or indirectly by the conflict. Partnerships with local communities have been strengthened to protect everyone's safety.

Thanks to collaborative work in the field, police officers have overseen over 300 demonstrations organized by people affected by the conflict, deploying staff dedicated to maintaining a sense of security during 630 crowd control situations. These efforts include enhanced patrols in neighbourhood police stations, heightened visibility plans, cooperation with urban security tables, public meetings and the involvement of specialized units, including the hate crimes module. The Hate Crimes Module took rapid control in several situations, providing an effective and appropriate response to the reported incidents.



The SPVM is committed to creating and maintaining a safe and inclusive space for everyone. People are encouraged to report any hateful actions or hate incidents. Collaboration between law enforcement and communities is essential to maintain peace and security. The SPVM will continue to work relentlessly to protect and support the entire population by promoting social cohesion and mutual respect.



OPERATIONAL STATISTICS

The SPVM carries out more than one million interventions annually, whether in response to a 911 emergency call or initiated by police officers, in addition to providing services at the many public events that take place in the Montréal area (more than 3,400 crowd control services in 2024). Police personnel have a set of tools they can use as needed during individual interventions or for crowd management. These tools are specific to each situation and differ depending on the nature of the intervention.

USE OF INTERMEDIATE WEAPONS BY POLICE OFFICERS

	2023	2024	Change 2023/2024
PEPPER SPRAY	369	360	-
TELESCOPIC BATON	56	61	+
TASER	586	717	+
Demonstration 	492	597	+
Projection 	90	109	+
Contact	4	11	+
INTERMEDIATE IMPACT PROJECTILE WEAPON	17	23	+
CHEMICAL IRRITANT			
Number of events	31	51	+
Number of uses	41	97	+

USE OF FIREARMS BY POLICE OFFICERS

	2023	2024	Change 2023/2024
NUMBER OF EVENTS²⁵	4	3	-
People injured	0	4	+
Fatalities	0	0	--

COMPILATION OF THE NUMBER OF CROWD CONTROL SERVICES

	2019	2020	2021	2022	2023	2024	Change (%)	
							2023/2024	2024/ 5-year average
Demonstrations	419	549	520	470	554	610	10.1	21.4
Other types of crowd control	1,686	1,064	1,306	1,489	2,023	2,812	39.0	85.8
TOTAL OF CROWD CONTROL SERVICES	2,122	1,613	1,826	1,959	2,577	3,422	32.8	69.5

²⁵ Whenever a citizen or suspect is injured during a police intervention, the case is submitted to the Directeur des poursuites criminelles et pénales and must be investigated by the Bureau des enquêtes indépendantes.

POLICE PURSUITS OF VEHICLES

	2023	2024	Change 2023/2024
NUMBER OF POLICE PURSUITS	21	24	+
NUMBER OF DEATHS RELATED TO A POLICE PURSUIT	0	0	=
NUMBER OF INJURED RELATED TO A POLICE PURSUIT	2	2	=
Suspects	1	1	=
Police	0	1	+
Residents	1	0	-
TOTAL NUMBER OF ACCIDENTS RELATED TO A POLICE PURSUIT	5	19	+
TOTAL NUMBER OF ACCIDENTS INVOLVING AN SPVM VEHICLE	0	8	+
TOTAL NUMBER OF ACCIDENTS INVOLVING A SUSPECT'S VEHICLE	5	5	=
TOTAL NUMBER OF ACCIDENTS INVOLVING A RESIDENT'S VEHICLE OR A PEDESTRIAN	2	6	+



HIGHWAY SAFETY AND TRAFFIC CONTROL

More than ever, road safety is one of the priorities of the SPVM and every neighbourhood police station. Beyond the statistics, dramas are played out, and the SPVM works tirelessly to ensure that the road network is safe for all users, and especially the most vulnerable. Policing units work every day to enforce the Highway Safety Code and carry out one-off operations in response to local issues and recurring hazardous situations. Infractions at intersections, distracted driving, speeding and failure to wear seat belts are the main road safety issues. In 2024, like every year, the SPVM implemented a schedule of corporate operations and participated with all Québec police forces in the National Concerted Operations (NCOs). These large-scale campaigns targeted:

- Road sharing
- Alcohol- and drug-impaired driving
- Excessive speed
- Distracted driving and reckless behaviour

Active transport and micromobility prevention program – Police cadets on electric scooters

Road safety is central to the SPVM's concerns. Vulnerable users are overrepresented in Montréal's road safety report, and the Section sécurité routière has made them one of the priorities in its strategic plan. In June 2023, the government of Québec published a ministerial order on a pilot project related to the use of motorized personal mobility devices (MPMD), leading to a great deal of interest, in Montréal, in the use of electric scooters for active transport.

In summer 2024, believing that a proactive education and prevention approach was required, the SPVM established a squad of 20 police cadets with electric scooters to crisscross the island of Montréal and raise user awareness of the rules for driving these devices. The objectives of the SPVM's active transport and micromobility prevention program include:

- Improving road safety for the most vulnerable road users
- Promoting and publicizing prevention messages targeting road safety for vulnerable users
- Raise awareness and inform MPMD users (especially users of electric scooters) about the regulations that govern the use of these devices

In July and August 2024, the squad rode 10,500 km and made 150 visits to neighbourhood police stations. In meetings with nearly 16,000 Montréalers, 1,700 road safety brochures were handed out and more than 7,200 warnings and tips were issued.

The use of electric scooters as a vector for communication with the users of this new mode of transportation allowed the SPVM to reach places that are not accessible to officers in patrol cars. It also provided police presence in places where MPMDs are used, in order to raise awareness of the regulations in effect and safe behaviours to adopt on the urban network.



COMPARISON OF COLLISIONS BY SEVERITY

Type of collisions	2019	2020	2021	2022	2023	2024	Change (%)	
							2023/2024	2024/ 5-year average
Number of fatal collisions (number of deaths)	28 (28)	29 (30)	25 (25)	30 (31)	29 (29)	30 (32)	3.4 (10.3)	5.3 (9.7)
Number of collisions involving serious injuries	132	136	106	127	130	166	27.7	25.0
Number of collisions involving minor injuries	4,479	3,006	4,060	4,259	4,423	4,458	0.8	8.4
Number of collisions involving property damage	14,660	10,100	10,036	11,261	11,229	10,913	-2.8	-4.0
TOTAL	19,299	13,271	14,227	15,676	15,811	15,567	-1.5	-0.5

Source: SAAQ. 2024 data confirmed on January 27, 2025.

On average every year, seven out of ten collisions involve property damage exclusively (70% in 2024) and nearly 30% involve minor injuries. Unfortunately, nearly 1% of collisions recorded annually result in a seriously injured person or a fatality.

The SPVM places a great deal of importance on road safety and intends to step up its prevention and repression efforts to influence the behaviour of road users.

There were 15,567 road accidents in the SPVM's territory in 2024. This is a slight improvement compared to the 2023 road safety record and the average for the last five years. Since the significant decrease in 2020, there has been a gradual increase in the number of collisions in Montréal, and some types of collisions are returning to the volumes seen before the pandemic. More specifically, the number of collisions involving property damage has declined by 4.0% compared to the average for the last five years and by 2.8% compared to 2023. The number of collisions involving minor injuries was up 8.4% compared to the average for the last five years, with a volume similar to 2023, while the number of collisions involving serious injuries increased by 25.0% compared to the average for 2019 to 2023 and by 27.7% compared to 2023. Unfortunately, 2024 saw an increase in the number of fatal collisions and the number of deaths compared to the average for the last five years and compared to 2023. There were 32 deaths in 2024.

The SPVM is working hard to reduce the over-representation of pedestrians in the collision report and introducing new awareness actions concerning the need to be especially prudent around vulnerable users.

COMPARISON OF COLLISIONS BY SEVERITY – CYCLISTS/SCOOTERISTS

Type of collisions	2019	2020	2021	2022	2023	2024	Change (%)	
							2023/2024	2024/ 5-year average
Number of fatal collisions (number of deaths)	0 (0)	1 (1)	5 (5)	1 (1)	2 (2)	3 (3) ²⁶	50.0 (50.0)	50.0 (50.0)
Number of collisions involving serious injuries (number of injured)	11 (11)	22 (21)	23 (23)	20 (19)	21 (20)	31 (34)	47.6 (70.0)	44.2 (58.1)
Number of collisions involving minor injuries (number of injured)	533 (533)	445 (442)	574 (577)	543 (541)	600 (613)	640 (664)	3.2 (6.8)	14.5 (17.9)
TOTAL	544 (544)	468 (464)	602 (605)	564 (561)	623 (635)	674 (701)	4.8 (8.9)	15.7 (19.5)

Source: SAAQ. 2024 data confirmed on January 27, 2025.

Every year, more than nine out of ten collisions involving cyclists or scooterists involved minor injuries, just over 3% involved serious injuries, and less than 1% involved a fatality. In 2024, the number of collisions involving these road users increased compared to 2023 and compared to the average for the last five years, leading to three deaths, 34 serious injuries and 664 minor injuries.

COMPARISON OF COLLISIONS BY SEVERITY – PEDESTRIANS

Type of collisions	2019	2020	2021	2022	2023	2024	Change (%)	
							2023/2024	2024/ 5-year average
Number of fatal collisions (number of deaths)	24 (24)	18 (18)	11 (11)	20 (20)	15 (15)	17 (18)	13.3 (20.0)	-2.9 (1.9)
Number of collisions involving serious injuries (number of injured)	68 (74)	22 (21)	40 (46)	71 (72)	57 (64)	73 (97)	28.1 (51.6)	32.7 (56.0)
Number of collisions involving minor injuries (number of injured)	1,065 (1,093)	635 (655)	756 (767)	861 (884)	970 (993)	949 (1,006)	-0.4 (3.5)	9.1 (12.3)
TOTAL	1,157 (1,191)	705 (724)	807 (824)	952 (974)	1 042 (1,072)	1 039 (1,121)	1.4 (6.7)	9.7 (14.3)

Source: SAAQ. 2024 data confirmed on January 27, 2025.

²⁶ Including one scooter accident.

In 2024, nine out of ten collisions involving pedestrians involved minor injuries, just over 5% involved serious injuries and less than 2% involved a fatality. Since the significant decrease observed in 2020 due to the pandemic, there has been a gradual increase in the number of collisions involving pedestrians. This trend continued in 2024, which recorded an increase of 9.7% compared to the average for the last five years and 1.4% compared to 2023, approaching the volumes observed before 2020. Among the collisions involving pedestrians in 2024, there were 18 deaths, 97 serious injuries and 1,006 minor injuries.

TRAFFIC OFFENCES

Offences	2019	2020	2021	2022	2023	2024	Change (%)	
							2023/2024	2024/ 5-year average
DANGEROUS DRIVING								
Dangerous driving causing death	1	1	3	0	2	3	50.0	114.3
Dangerous driving causing bodily harm	10	15	14	12	16	26	62.5	94.0
Dangerous driving of a motor vehicle	63	82	143	154	371	634	70.9	289.9
SUBTOTAL	74	98	160	166	389	663	70.4	273.7
IMPAIRED DRIVING								
Impaired driving causing death	0	0	1	2	0	1	---	66.7
Impaired driving causing bodily harm	20	20	18	23	23	18	-21.7	-13.5
Impaired driving	2,076	1,259	1,124	1,412	1,346	1,303	-3.2	-9.7
SUBTOTAL	2,096	1,279	1,143	1,437	1,369	1,322	-3.4	-9.7
DRIVING A MOTOR VEHICLE WHEN PROHIBITED								
Criminal Code	167	101	101	113	86	109	26.7	-4.0
SUBTOTAL	167	101	101	113	86	109	26.7	-4.0
HIT AND RUN								
Criminal Code	1,412	4,371	4,634	5,164	5,502	5,643	2.6	33.8
Highway Safety Code	5,130	294	293	326	381	338	-11.3	-73.7
SUBTOTAL	6,542	4,665	4,927	5,490	5,883	5,981	1.7	8.7
OVERALL TOTAL	8,879	6,143	6,331	7,206	7,727	8,075	4.5	11.3

Source: M-IRIS, March 3, 2025.

27 Police forces rarely produce accident reports for hit and runs where there is no suspect, witness or evidence. Since December 2018, the Société de l'assurance automobile du Québec (SAAQ) has offered the public a variety of ways to prove they contacted a police force. The December 2019 change in focus and the move to 9000 codes in the Module d'information policière (MIP) explain the significant change in statistics starting in 2019. As a result, a number of hit and run offences that were previously counted under the Highway Safety Code are now included in the category associated with the Criminal Code. On the other hand, a hit and run without any investigative evidence is no longer counted.

The number of traffic offences reported to the SPVM in 2024 rose by 11.3% compared to the average for the last five years and by 4.5% compared to 2023. More specifically, the significant increase in dangerous driving events that started in 2023 in SPVM territory continued in 2024. It is related to the increase in incidents of dangerous driving of a motor vehicle without injury and failure to stop a vehicle as soon as circumstances allow. Currently, the most likely hypothesis is that the increase may be related to the increase in reckless driving behaviour in general, but also and especially related to vehicle theft. Despite the reduction in vehicle thefts in 2024, vehicle thieves may be behaving more recklessly on the roads. In 2024, there were also three incidents of dangerous driving causing death and 26 incidents of dangerous driving causing bodily harm.

Impaired driving was down by 3.4% in 2024 compared to 2023 and down by 9.7% compared to the average for the last five years. Year after year, impaired driving without injuries represents over 98% of offences in this category, and for 2024, the number was down 3.2% compared to 2023 and down 9.7% compared to the average for 2019 to 2023. Incidents involving people driving a motor vehicle when prohibited increased by 26.7% compared to 2023, jumping from 86 incidents to 109. This was a decline of 4.0% compared to the average for the last five years.

Hit and runs are the category of driving offences that is the most often reported to the SPVM. Nearly three in every four traffic offences (74.1%) reported in SPVM territory in 2024 were in this category. Hit and runs showed an increase of 1.7% in 2024 compared to 2023 and 8.7% compared to the average for the last five years.

TRAFFIC TICKETS ISSUED, BY REGION

Offences	West	South	North	East	Other ²⁸	Total SPVM
Moving offences	62,320	37,571	56,565	34,803	38,823	230,082
Speed offences	16,712	3,295	8,638	10,203	25,095	63,943
Parking offences (issued by police officers)	18,523	22,231	21,592	14,971	6,494	83,811
TOTAL	97,555	63,097	86,795	59,977	70,412	377,836

Source: Computerized Violation Reporting System (CVRS), as of January 22, 2025.

TRAFFIC TICKETS ISSUED, BY YEAR

Offences	2019	2020	2021	2022	2023	2024	Change (%)	
							2023/2024	2024/ 5-year average
Moving offences	242,007	169,015	209,398	201,336	194,967	230,082	18.0	13.1
Speed offences	59,431	50,711	62,358	47,770	55,488	63,943	15.2	15.9
Parking offences (issued by police officers)	164,287	112,325	122,819	110,727	90,446	83,811	-7.3	-30.2
TOTAL	465,725	332,051	394,575	359,833	340,901	377,836	10.8	-0.2

Source: Computerized Violation Reporting System (SÉCI), as of January 22, 2025.

²⁸ These are tickets issued by police officers from units other than the PDQ (Section de la sécurité routière, Section support et interventions spécialisées, Motards, etc.)

LICENCE PLATE RECOGNITION SYSTEM (LPRS)

Traffic tickets issued	2020	2021	2022	2023	2024	Change 2023/2024
OFFENCES RELATING TO VEHICLE REGISTRATION	1,557	3,254	3,175	327	166	-
Vehicle not registered in the owner's name	5	2	9	0	1	+
Registration fee not paid by the due date	1,112	1,939	1,888	163	68	-
Registration fee not paid following expiration	92	259	220	28	20	-
Prohibited from driving	348	1,054	1,058	136	77	-
OFFENCES CONCERNING DRIVER'S LICENCE	515	1,446	1,377	149	130	-
Failure to hold a driver's licence of the appropriate class	42	78	134	16	58	+
Unpaid licence	213	549	502	43	9	-
Penalty – unpaid fine or other sanction (except Criminal Code and demerit points)	240	734	676	87	53	-
Penalty (Criminal Code)	2	7	4	0	0	=
Penalty (demerit points)	18	78	61	3	10	+
OTHER OFFENCES	533	1,113	897	111	147	+
TOTAL	2,605	5,813	5,449	587	443	-

Note: The decrease in the number of traffic tickets issued via LPRS is linked to the change of the IT system used by the Société d'assurance automobile du Québec (SAAQ) in spring 2023.

TRAFFIC TICKETS ISSUED TO CYCLISTS AND PEDESTRIANS

	2019	2020	2021	2022	2023	2024	Change (%)	
							2023/2024	2024/ 5-year average
Cyclists	8,685	5,296	7,012	7,124	8,449	9,210	9.0	25.9
Pedestrians	15,214	8,761	7,786	6,001	5,212	5,198	-0.3	-39.5
TOTAL	23,899	14,057	14,798	13,125	13,661	14,408	5.5	-9.4

Source: Computerized Violation Reporting System (CVRS), dated January 22, 2025.

ADMINISTRATIVE STATISTICS

REQUESTS FOR ACCESS TO INFORMATION

Origin of the requests	2023	2024	Change 2023/2024
Citizens, lawyers and journalists	4,355	4,856	+
Insurance companies	2,206	2,021	-
Canada Border Services Agency (CBSA)	164	222	+
Commission des droits de la personne et des droits de la jeunesse (CDPDJ)	44	77	+
Parole Board of Canada (PBC)	167	228	+
Director of Youth Protection (DYP)	922	1,228	+
Compensation for the Victims of Crime Initiative (VCI)	58	88	+
Police force	550	707	+
Société de l'assurance automobile du Québec (SAAQ)	121	144	+
Correctional Service Canada (CSC)	184	102	-
Requests from internal partners (CM, SIM, VDM and other associated cities)	149	175	+
Subpoenas (TAL, IVAC, MSS, TAT, etc.)	64	77	+
Other agencies	134	169	+
TOTAL	9,118	10,094	+

Types of requests	2023	2024	Change 2023/2024
Documents containing personal information	8,915	9,902	+
Administrative documents	203	192	-
TOTAL	9,118	10,094	+

Did you know?

Each year, over 98% of access to information requests received by the SPVM involve documents containing personal information. These requests are complex and require rigorous redaction as they may put at risk the privacy and/or safety of the individuals concerned.



REQUESTS FOR ACCESS TO INFORMATION (CONTINUED)

Request processing time in 2024	Documents containing personal information (%)	Administrative documents (%)	Total (%)
0 to 20 days	2,386 (26.1)	71 (30.5)	2,457 (26.3)
21 to 30 days	963 (10.6)	20 (8.6)	983 (10.5)
31 days and more	5,776 (63.3)	142 (60.9)	5,918 (63.2)
TOTAL	9,125 (100.0)	233 (100.0)	9,358 (100.0)

Decisions rendered in 2024	Documents containing personal information (%)	Administrative documents (%)	Total (%)
Authorized	278 (3.0)	62 (26.6)	340 (3.6)
Partially authorized	6,169 (67.6)	64 (27.5)	6,233 (66.6)
Denied	1,406 (15.4)	60 (25.8)	1,463 (15.6)
Other	1,277 (14.0)	47 (20.2)	1,322 (14.4)
TOTAL	9,125 (100.0)	233 (100.0)	9,358 (100.0)

FILES PROCESSED BY THE BUREAU DU SERVICE AUX CITOYENS

Number of files opened	2023	2024	Change 2023/2024
Complaints	2,136	2,420	+
Comments ²⁹	613	621	+
Requests for information	483	378	-
TOTAL	3,232	3,455	+

OCCUPATIONAL HEALTH AND SAFETY

Number of accidents ³⁰	2023	2024	Change 2023/2024
Police officers	243	233	-
Civilian employees	21	24	+
TOTAL	264	257	-

²⁹ Including compliments.

³⁰ The data may fluctuate depending on the date when the data are extracted. For instance, they may vary if there are legal challenges or an onset of injuries over time.

POLICE ACT

ALLEGATIONS OF A CRIMINAL OFFENCE³¹

	2023 (to December 31, 2023)	2023 (to December 31, 2024)	2024 (to December 31, 2024)
TOTAL NUMBER OF CRIMINAL CASES OPENED	125	125	81
NUMBER OF CASES IN PROCESS	59	15	27
NUMBER OF CASES CLOSED	66	110	54
Investigations with charges laid (MEA) (SPVM police officers)	3	5	0
MEA investigations (police officers other than SPVM)	1	1	0
SMA investigations without charges / inactive / unfounded (SPVM police officers)	56	86	47
SMA investigations / inactive / unfounded (police officers other than SPVM)	3	13	4
SMA investigations / inactive / unfounded (unknown person)	0	1	1
MEA investigations (persons not subject to the Police Act)	0	0	1
MEA investigations / inactive / unfounded (persons not subject to the Police Act)	3	4	1
CASES COMPLETED THROUGH THE JUDICIAL PROCESS			
SPVM police officers found guilty	0	1	0
SPVM police officers found not guilty	0	1	0
Police officers not from SPVM found guilty	0	0	0
Police officers not from SPVM found not guilty	0	0	0
Individuals other than police officers found guilty	0	0	0
Individuals other than police officers found not guilty	0	0	0
CASES HANDLED BY CATEGORY OF PERSON			
Case involving an SPVM police officer	2	2	2
Case involving a police officer other than SPVM	14	15	7
Case involving an unknown person	1	1	1
<i>Case involving a person not subject to the Police Act</i>	4	4	2
Case involving a police officer from the SPVM who is under investigation by another police force	104	103	69

³¹ The statistics are updated based on the year the file was opened.

Note: Criminal allegation files were officially transferred to the Sûreté du Québec (SQ) on March 22, 2017. Since then, the SQ has continued to handle criminal files.

APPLICATION OF SECTION 119³² OF THE POLICE ACT

	2023 (to December 31, 2023)	2023 (to December 31, 2024)	2024 (to December 31, 2024)
NUMBER OF CASES OPENED³³	1	1	3
NUMBER OF CLOSED CASES	1	1	2
Number of cases resulting in disciplinary suspension (number of days)	0	0	119
Number of dismissals	0	0	0
Number of losses of jurisdiction	1	1	0
NUMBER OF CASES PENDING (APPEALS) OR DEFERRED	0	0	1

32 First paragraph, section 119, Police Act: Any police officer or special constable who is found guilty, in any place, of an act or omission referred to in paragraph 3 of section 115, shall, once the judgment has become res judicata, be automatically dismissed.

Second paragraph: A disciplinary sanction of dismissal must, once the judgment concerned has become res judicata, be imposed on any police officer or special constable who is found guilty, in any place, of such an act or omission punishable on summary conviction or by indictment, unless the police officer or special constable shows that specific circumstances justify another sanction.

33 No cases opened under the first paragraph.



BY-LAW RESPECTING THE INTERNAL DISCIPLINE OF POLICE OFFICERS OF VILLE DE MONTRÉAL (RDIPPM)

	2023 (to December 31, 2023)	2023 (to December 31, 2024)	2024 (to December 31, 2024)
NUMBER OF DISCIPLINARY CASES OPENED³⁴	92	139	125
Number of cases in process or pending	40	20	39
Number of cases awaiting a hearing	5	1	5
Number of cases closed	47	118	81
MEA: prosecuting officer (DNP)	2	4	0
MEA: management (section 17)	9	20	13
SMA	5	N/A	N/A
SMA: by management	8	17	10
SMA: section 14	5	9	8
SMA: prescription (section 16)	0	0	1
Other support measures	N/A	6	5
Arbitration	N/A	0	0
Loss of jurisdiction	0	2	3
Handled by another body	N/A	6	5
Not resolved	N/A	6	4
Identification impossible	N/A	2	2
Unfounded	10	30	26
Not subject to the RDIPPM/ <i>Police Act</i>	N/A	16	4
Inactive	8	N/A	N/A
NUMBER OF POLICE OFFICERS CONCERNED BY OPEN DISCIPLINARY CASES	109	173	169
SANCTIONS RELATED TO CLOSED MEA CASES			
Number of reprimands	3	6	9
Number of disciplinary suspension days	39	83	42
Number of disciplinary transfers	0	0	0
Number of demotions	0	0	0
Number of dismissals	0	0	0
NUMBER OF REQUESTS FOR WITHDRAWAL OF PENALTIES	22	22	33
Number of requests granted	19	19	24
Number of requests partially granted	0	0	0
Number of requests denied or deferred	3	3	9

³⁴ In 2023, 47 disciplinary cases with criminal allegations were processed since the publication of the last annual review. The statistics are updated based on the year the case was opened.

ETHICS³⁵ AND BUREAU DES ENQUÊTES INDÉPENDANTES³⁶

	2023	2024	Change 2023/2024
ETHICS			
Number of complaints received by the Police Ethics Commissioner	668	772	+
BUREAU DES ENQUÊTES INDÉPENDANTES			
Cases opened	6	12	+

For additional information, please refer to the publications of the [Commissaire à la déontologie policière](#) and the [Bureau des enquêtes indépendantes](#).

ORGAN DONATION AND SPVM STAFF

	2023	2024	Change 2023/2024
SPVM's contribution to the canadian organ and tissue donors association			
Transport of organs and medical teams	271	207	-
Number of police volunteers	165	160	-

³⁵ Since 2018, the statistics have come from the Police Ethics Commissioner.

³⁶ Since 2017, the statistics have come from the Bureau des enquêtes indépendantes.



Launch of new emblem: Tombé(e)s mais jamais oublié(e)s (fallen but never forgotten)

For the police officers who work with Montrealers on a daily basis, risking their lives to protect those of others, it seemed imperative that the SPVM develop its own commemorative badge to honour the memory of its brothers and sisters who have died in the line of duty.

This need to remember what it means to serve and protect, even to the point of giving one's life, is shared by families who have lost a loved one in the line of duty, by SPVM management and by all civilian personnel working within the organization.

The "Fallen but never forgotten" commemorative badge was born of this need for a symbol that represents and unites the greater SPVM community.

This commemorative badge has been thought out and created with heart, so that all Montreal communities can recognize themselves in it, and remember those who are no longer with us. The circular shape was chosen because it represents inclusion and protection for all, without distinction. The light blue line is that worn on various elements of the police uniform.

The SPVM coat of arms, in the center of the circle, is a grant of heraldic emblems, a mark of honour emanating from the Crown of Canada by virtue of the powers exercised by the Governor General. They feature blue and white, the colors of the SPVM, the inscription of our motto: Respect | Integrity | Commitment, and the beavers representing hard work and determination.

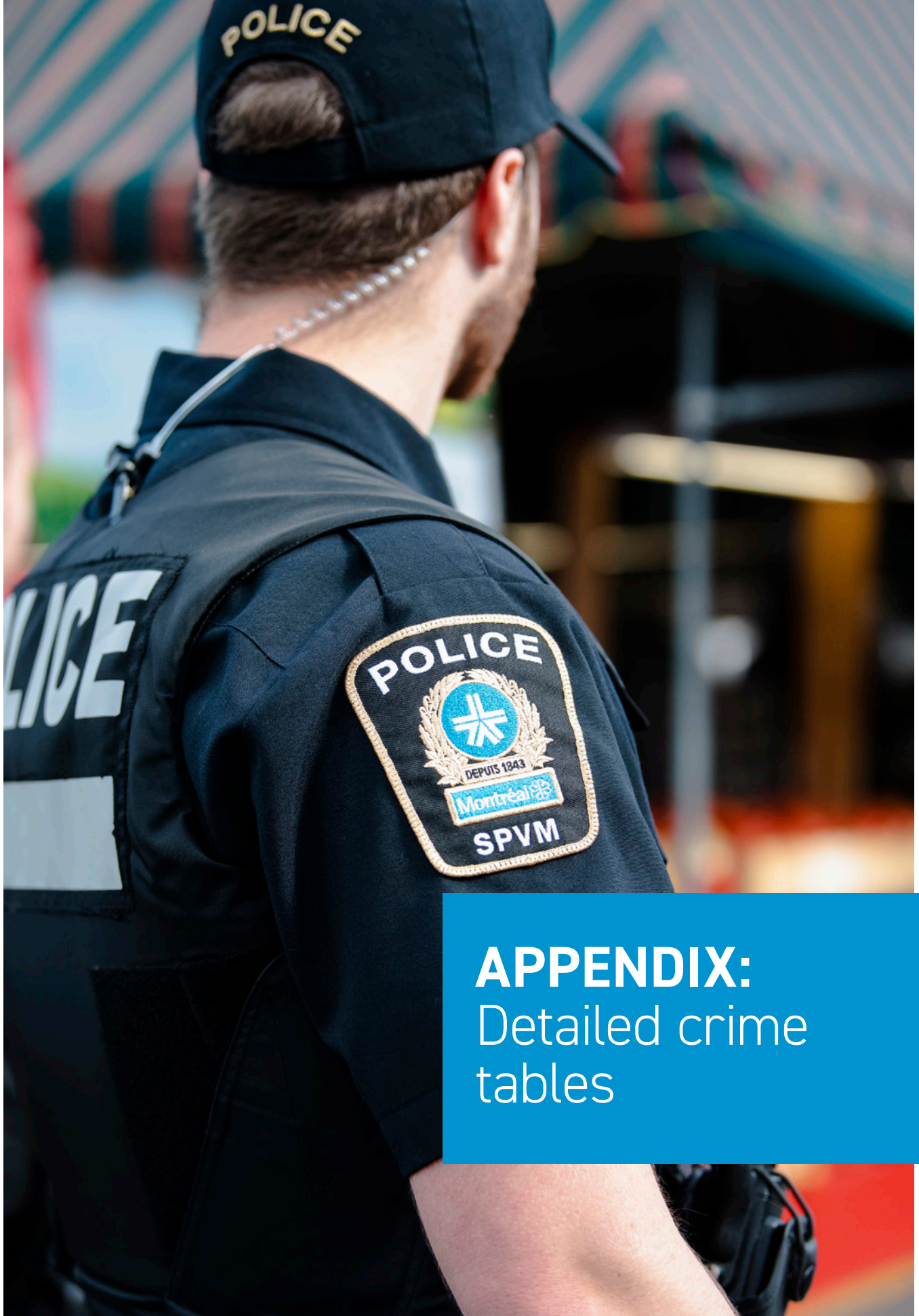
In November 2024, an emotional tribute to police officers who have died in the line of duty since 1973 was held at SPVM headquarters. At this ceremony, the SPVM was honoured to welcome the families of these police officers to pay their respects and celebrate the memory of their loved ones. This moving moment was also the occasion to present them with the commemorative badge "Fallen but never forgotten", a symbol of solidarity and respect for those who gave their lives in the service of the public. The evening concluded with the inauguration of the newly laid-out Allée des Braves at the entrance to Headquarters, a place of remembrance that honours our 21 heroes and heroines, enabling everyone to remember their courage and dedication.



Following this event, the SPVM officially launched the wearing of the commemorative badge in the form of a pin for all its personnel. Stickers to be affixed to lettered vehicles were also distributed. The badge, intended as a unifying, neutral and impartial symbol, will be worn at all times, as it is now an integral part of the uniform.

The SPVM is proud to wear this new commemorative badge, in tribute to our colleagues who have died in the line of duty. It's our way of saying to those we've lost: you're still with us. And to their loved ones: we walk beside you.

"Fallen but never forgotten" is our duty to remember.



APPENDIX: Detailed crime tables

CRIMES BY MONTH

Offences	J	F	M	A	M	J	J	A	S	O	N	D	Total
CRIMES AGAINST PERSONS													
Homicides	3	3	2	1	8	0	5	1	3	5	0	0	31
Other offences resulting in death	0	0	0	1	0	0	0	0	1	0	0	0	2
Attempted murders	7	4	14	4	9	9	5	13	5	7	4	3	84
Assaults	1,311	1,345	1,440	1,566	1,802	1,784	1,767	1,727	1,658	1,697	1,610	1,452	19,159
Sexual assaults	151	186	169	241	217	198	193	189	207	233	193	190	2,367
Robberies	303	233	264	240	266	236	260	263	365	296	233	238	3,197
Other offences against persons	662	654	617	675	783	811	719	726	697	759	722	621	8,446
SUBTOTAL	2,437	2,425	2,506	2,728	3,085	3,038	2,949	2,919	2,936	2,997	2,762	2,504	33,286
CRIMES AGAINST PROPERTY													
Arson	29	36	35	28	48	36	56	39	51	49	56	38	501
Breaking and entering	511	478	556	507	527	500	532	542	542	523	625	519	6,362
Motor vehicle theft	728	657	704	601	754	787	826	837	752	795	736	635	8,812
Petty larceny	1,946	1,936	2,053	2,126	2,430	2,354	2,529	2,493	2,498	2,497	2,336	2,114	27,312
Possession of stolen goods	61	59	53	54	77	63	93	72	72	72	65	42	783
Fraud	986	988	993	961	1,101	955	1,044	1,089	882	979	860	779	11,617
Mischief	502	530	627	675	688	653	624	663	624	607	567	464	7,224
SUBTOTAL	4,763	4,684	5,021	4,952	5,625	5,348	5,704	5,735	5,421	5,522	5,245	4,591	62,611
OTHER OFFENCES UNDER THE CRIMINAL CODE													
Firearm offences	48	31	40	38	47	41	36	32	46	29	38	25	451
Offences against the administration of law and justice	542	627	643	595	671	715	696	719	660	617	637	472	7,594
Other offences	65	83	143	116	191	125	130	187	157	121	126	110	1,554
SUBTOTAL	655	741	826	749	909	881	862	938	863	767	801	607	9,599
TOTAL CRIMINAL CODE OFFENCES													
	7,855	7,850	8,353	8,429	9,619	9,267	9,515	9,592	9,220	9,286	8,808	7,702	105,496
OTHER LAWS AND REGULATIONS													
<i>Controlled Drugs and Substances Act</i>	135	162	161	156	186	173	169	188	150	173	157	122	1,932
Federal law infractions	14	1	12	1	22	40	64	100	31	14	3	16	318
Provincial law infractions	34	33	41	39	36	55	46	47	59	45	64	31	530
Municipal by-laws	429	440	582	557	682	828	919	866	738	552	490	370	7,453
SUBTOTAL	612	636	796	753	926	1,096	1,198	1,201	978	784	714	539	10,233
OVERALL TOTAL	8,467	8,486	9,149	9,182	10,545	10,363	10,713	10,793	10,198	10,070	9,522	8,241	115,729

Source: M-IRIS, March 3, 2025.

CRIMES BY REGION

Offences	West	South	North	East	Total
CRIMES AGAINST PERSONS					
Homicides	6	7	11	7	31
Other offences resulting in death	1	0	0	1	2
Attempted murders	32	10	19	23	84
Assaults	4,988	4,758	4,792	4,621	19,159
Sexual assaults	565	590	562	650	2,367
Robberies	846	824	785	742	3,197
Other offences against persons	2,366	1,824	1,871	2,385	8,446
SUBTOTAL	8,804	8,013	8,040	8,429	33,286
CRIMES AGAINST PROPERTY					
Arson	133	137	95	136	501
Breaking and entering	1,554	1,842	1,734	1,232	6,362
Motor vehicle theft	2,852	1,611	2,464	1,885	8,812
Petty larceny	6,066	9,410	6,654	5,182	27,312
Possession of stolen goods	151	242	198	192	783
Fraud	3,415	2,288	3,235	2,679	11,617
Mischief	1,772	2,025	1,907	1,520	7,224
SUBTOTAL	15,943	17,555	16,287	12,826	62,611
OTHER OFFENCES UNDER THE CRIMINAL CODE					
Firearm offences	185	80	90	96	451
Offences against the administration of law and justice	1,600	2,347	1,603	2,044	7,594
Other offences	263	822	197	272	1,554
SUBTOTAL	2,048	3,249	1,890	2,412	9,599
TOTAL CRIMINAL CODE OFFENCES	26,795	28,817	26,217	23,667	105,496
OTHER LAWS AND REGULATIONS					
<i>Controlled Drugs and Substances Act</i>	304	930	341	357	1,932
Federal law infractions	122	114	36	46	318
Provincial law infractions	123	123	167	117	530
Municipal by-laws	1,090	3,788	1,672	903	7,453
SUBTOTAL	1,639	4,955	2,216	1,423	10,233
OVERALL TOTAL	28,434	33,772	28,433	25,090	115,729

Source: M-IRIS, March 3, 2025.

CRIME BY NEIGHBOURHOOD STATION | WEST REGION

Offences	1	3	4	5	7	8	9	13	26	55 ³⁷	Total
CRIMES AGAINST PERSONS											
Homicides	0	0	1	0	1	3	0	1	0	0	6
Other offences resulting in death	0	0	0	0	0	0	0	0	1	0	1
Attempted murders	0	1	5	1	5	8	4	2	6	0	32
Assaults	148	489	180	454	627	506	718	611	1,233	22	4,988
Sexual assaults	34	50	21	46	95	53	66	84	111	5	565
Robberies	35	86	34	83	98	77	121	112	200	0	846
Other offences against persons	87	249	108	209	317	190	347	293	561	5	2,366
SUBTOTAL	304	875	349	793	1,143	837	1,256	1,103	2,112	32	8,804
CRIMES AGAINST PROPERTY											
Arson	7	18	10	13	26	11	21	8	19	0	133
Breaking and entering	77	139	58	128	284	130	238	111	389	0	1,554
Motor vehicle theft	107	115	109	741	610	157	227	288	487	11	2,852
Petty larceny	189	350	186	803	766	482	736	845	1,606	103	6,066
Possession of stolen goods	1	9	3	12	20	17	23	24	42	0	151
Fraud	198	298	163	296	566	174	488	381	831	20	3,415
Mischief	61	122	65	195	295	164	247	217	400	6	1,772
SUBTOTAL	640	1,051	594	2,188	2,567	1,135	1,980	1,874	3,774	140	15,943
OTHER OFFENCES UNDER THE CRIMINAL CODE											
Firearm offences	1	8	3	14	12	14	23	8	19	83	185
Offences against the administration of law and justice	40	148	42	104	119	227	285	184	440	11	1,600
Other offences	12	14	10	30	43	11	32	24	84	3	263
SUBTOTAL	53	170	55	148	174	252	340	216	543	97	2,048
TOTAL CRIMINAL CODE OFFENCES	997	2,096	998	3,129	3,884	2,224	3,576	3,193	6,429	269	26,795
OTHER LAWS AND REGULATIONS											
<i>Controlled Drugs and Substances Act</i>	5	22	6	28	26	30	70	18	95	4	304
Federal law infractions	31	33	0	7	0	37	1	3	4	6	122
Provincial law infractions	3	8	1	2	28	6	26	9	40	0	123
Municipal by-laws	19	111	21	170	105	177	155	55	277	0	1,090
SUBTOTAL	58	174	28	207	159	250	252	85	416	10	1,639
OVERALL TOTAL	1,055	2,270	1,026	3,336	4,043	2,474	3,828	3,278	6,845	279	28,434

Source: M-IRIS, March 3, 2025.

37 55: Airport Unit.

CRIME BY NEIGHBOURHOOD STATION | SOUTH REGION

Offences	12	15	16	20	21	22	50 ³⁸	Total
CRIMES AGAINST PERSONS								
Homicides	0	1	1	0	2	2	1	7
Other offences resulting in death	0	0	0	0	0	0	0	0
Attempted murders	3	2	0	2	3	0	0	10
Assaults	410	797	547	931	973	752	348	4,758
Sexual assaults	60	94	77	110	121	92	36	590
Robberies	92	125	78	166	164	147	52	824
Other offences against persons	142	356	292	344	359	259	72	1,824
SUBTOTAL	707	1,375	995	1,553	1,622	1,252	509	8,013
CRIMES AGAINST PROPERTY								
Arson	7	31	13	31	29	15	11	137
Breaking and entering	153	403	189	349	393	337	18	1,842
Motor vehicle theft	158	377	147	379	362	188	0	1,611
Petty larceny	841	1,204	762	2,487	2,870	1,110	136	9,410
Possession of stolen goods	22	44	17	28	70	56	5	242
Fraud	261	313	446	558	405	280	25	2,288
Mischief	167	364	144	407	492	283	168	2,025
SUBTOTAL	1,609	2,736	1,718	4,239	4,621	2,269	363	17,555
OTHER OFFENCES UNDER THE CRIMINAL CODE								
Firearm offences	6	7	4	20	20	15	8	80
Offences against the administration of law and justice	108	283	309	363	823	324	137	2,347
Other offences	22	29	42	632	65	16	16	822
SUBTOTAL	136	319	355	1,015	908	355	161	3,249
TOTAL CRIMINAL CODE OFFENCES								
	2,452	4,430	3,068	6,807	7,151	3,876	1,033	28,817
OTHER LAWS AND REGULATIONS								
<i>Controlled Drugs and Substances Act</i>	35	87	35	100	349	214	110	930
Federal law infractions	2	1	5	3	102	1	0	114
Provincial law infractions	10	23	6	32	40	11	1	123
Municipal by-laws	150	398	302	522	1,365	517	534	3,788
SUBTOTAL	197	509	348	657	1,856	743	645	4,955
OVERALL TOTAL	2,649	4,939	3,416	7,464	9,007	4,619	1,678	33,772

Source: M-IRIS, March 3, 2025.


CRIME BY NEIGHBOURHOOD STATION | NORTH REGION

Offences	10	27	30	31	35	38	44	Total
CRIMES AGAINST PERSONS								
Homicides	0	1	4	1	1	4	0	11
Other offences resulting in death	0	0	0	0	0	0	0	0
Attempted murders	0	4	2	2	0	4	7	19
Assaults	329	656	619	795	528	1,157	708	4,792
Sexual assaults	28	80	88	68	55	145	98	562
Robberies	64	96	96	122	110	150	147	785
Other offences against persons	144	295	214	352	188	382	296	1,871
SUBTOTAL	565	1,132	1,023	1,340	882	1,842	1,256	8,040
CRIMES AGAINST PROPERTY								
Arson	14	7	18	15	9	21	11	95
Breaking and entering	137	224	150	264	209	494	256	1,734
Motor vehicle theft	306	284	263	324	227	758	302	2,464
Petty larceny	566	615	533	1,050	863	2,050	977	6,654
Possession of stolen goods	8	25	36	39	32	41	17	198
Fraud	305	474	304	484	399	689	580	3,235
Mischief	164	266	238	245	183	534	277	1,907
SUBTOTAL	1,500	1,895	1,542	2,421	1,922	4,587	2,420	16,287
OTHER OFFENCES UNDER THE CRIMINAL CODE								
Firearm offences	5	10	28	7	7	18	15	90
Offences against the administration of law and justice	121	216	228	235	294	282	227	1,603
Other offences	17	27	22	34	20	50	27	197
SUBTOTAL	143	253	278	276	321	350	269	1,890
TOTAL CRIMINAL CODE OFFENCES	2,208	3,280	2,843	4,037	3,125	6,779	3,945	26,217
OTHER LAWS AND REGULATIONS								
<i>Controlled Drugs and Substances Act</i>	13	58	53	44	56	81	36	341
Federal law infractions	5	6	2	13	8	0	2	36
Provincial law infractions	12	10	30	32	18	55	10	167
Municipal by-laws	33	225	147	263	222	686	96	1,672
SUBTOTAL	63	299	232	352	304	822	144	2,216
OVERALL TOTAL	2,271	3,579	3,075	4,389	3,429	7,601	4,089	28,433

Source: M-IRIS, March 3, 2025.



CRIME BY NEIGHBOURHOOD STATION | EAST REGION

Offences	23	39		45	46	48	49	Total
CRIMES AGAINST PERSONS								
Homicides	1	1	0	1	1	1	2	7
Other offences resulting in death	0	0	0	0	0	0	1	1
Attempted murders	0	9	4	4	0	4	2	23
Assaults	636	1,278	295	621	366	970	455	4,621
Sexual assaults	97	132	42	71	32	102	174	650
Robberies	80	164	52	141	53	159	93	742
Other offences against persons	302	675	185	275	143	493	312	2,385
SUBTOTAL	1,116	2,259	578	1,113	595	1,729	1,039	8,429
CRIMES AGAINST PROPERTY								
Arson	25	26	10	30	14	21	10	136
Breaking and entering	325	185	71	135	72	322	122	1,232
Motor vehicle theft	244	367	195	309	192	398	180	1,885
Petty larceny	1,151	868	370	894	447	975	477	5,182
Possession of stolen goods	64	44	9	22	7	27	19	192
Fraud	305	456	251	439	281	538	409	2,679
Mischief	311	247	104	251	159	279	169	1,520
SUBTOTAL	2,425	2,193	1,010	2,080	1,172	2,560	1,386	12,826
OTHER OFFENCES UNDER THE CRIMINAL CODE								
Firearm offences	9	17	7	24	2	19	18	96
Offences against the administration of law and justice	346	525	159	294	100	438	182	2,044
Other offences	39	39	20	41	11	32	90	272
SUBTOTAL	394	581	186	359	113	489	290	2,412
TOTAL CRIMINAL CODE OFFENCES								
	3,935	5,033	1,774	3,552	1,880	4,778	2,715	23,667
OTHER LAWS AND REGULATIONS								
<i>Controlled Drugs and Substances Act</i>	48	92	20	76	7	63	51	357
Federal law infractions	5	3	2	3	0	8	25	46
Provincial law infractions	11	24	5	26	4	16	31	117
Municipal by-laws	170	431	29	60	22	130	61	903
SUBTOTAL	234	550	56	165	33	217	168	1,423
OVERALL TOTAL	4,169	5,583	1,830	3,717	1,913	4,995	2,883	25,090

Source: M-IRIS, March 3, 2025.



2024

Service de police de la Ville de Montréal

Annual review

spvm.qc.ca