

1355

787.21246
H6778s
1919
MUS-ETR

DITSON EDITION

No. 328

.80
NET

HRIMALY

SCALE STUDIES FOR
THE VIOLIN


(RISSLAND)

ACHETE CHEZ
A. J. BOUCHER ENRG.
14 EST NOTRE DAME
MONTREAL
1919

F.G. HALE




Bibliothèque
et Archives
nationales

Québec 



787.212 46
H6778s
1919
MUS-ETR



DITSON EDITION


J. Hřimaly

SCALE STUDIES FOR
THE VIOLIN

EDITED BY
KARL RISSLAND

Boston: OLIVER, DITSON COMPANY
New York: CHAS. H. DITSON & CO. Chicago: LYON & HEALY

PRINTED IN U. S. A.



Bb Major Make no pause between the forte and piano.

Adagio

G Minor As above.

Adagio

Eb Major Give the Up-bow as much accent as the Down-bow.

Andante

C Minor As above.

Andante

A \flat Major (Count two) The quarter-note light and short, almost like an eighth.

Alla breve

f
 (Near the Nut)

F Minor As above.

Alla breve

f

D \flat Major The quarter-note almost like an eighth.

Alla breve

f
 (Near the Point, and sharp accent for each Up-bow.)

B \flat Minor As above.

Alla breve

f

G \flat Major Broad and even Tone.

Andante

f

E \flat Minor As soft as possible, holding the bow very lightly.

Andante

pp

F \sharp Major The quarter-note short, with accent well marked.

Allegro moderato

mf (Near the Point)

D \sharp Minor As above.

Allegro moderato

mf 4

B Major The quarter-note in the same bow, and somewhat shorter.

Allegro

mf

G# Minor Allegretto

E Major Allegro agitato

C# Minor Allegro agitato

A Major Sostenuto

F# Minor Andante moderato

D Major Tempo giusto

(at the Point)

B Minor Comodo

G Major Moderato

E Minor

Practise these scales *legato*, and then with the lower bowing. The Intonation of the Sixth and Seventh is prepared by the short finger-exercise preceding each minor scale.

The page contains 16 pairs of musical scales, each pair consisting of a major and a minor scale. The scales are written in treble clef with a common time signature (C). Each scale is marked with a first ending (1.) and a second ending (2.) with a dynamic marking of *f*. The scales are as follows:

- C Major and A Minor
- F Major and D Minor
- Bb Major and G Minor
- Eb Major and C Minor
- Ab Major and F Minor
- Db Major and Bb Minor
- Gb Major and Eb Minor
- F# Major and D# Minor

Each scale includes fingerings (0-4), bowing directions (V for up-bow), and articulation marks (accents). The minor scales feature a short finger exercise before the main scale, with fingerings 3 and 4. A red handwritten mark is visible in the top left corner, and a red horizontal line is drawn across the right side of the page.

B Major G# Minor

E Major C# Minor

A Major F# Minor

D Major B Minor

G Major E Minor

Major and Minor Scales within the First Position, for which previous remarks are a sufficient guide for practice.

The pupil should name each Major and Minor Key.

(Keep fingers down, till next string is reached.)

This page contains ten staves of musical notation, likely for a guitar or similar fretted instrument. The notation is written in treble clef and includes various key signatures and time signatures. The first nine staves are in common time (C), while the tenth staff is in 3/4 time. The music features intricate rhythmic patterns, often with sixteenth or thirty-second notes, and includes fingerings (e.g., 4, 0, b) and slurs. The notation is arranged in a vertical column, with each staff starting with a repeat sign and ending with a final cadence.

This page contains 12 staves of musical notation. The notation is complex, featuring a variety of rhythmic patterns, including triplets and sixteenth-note runs. The time signatures vary across the staves, including 3/4, 2/4, and common time (C). The key signature is consistently three sharps (F#, C#, G#). The music is written in a single melodic line on a treble clef. The notation includes many accidentals, slurs, and dynamic markings. The first staff begins with a 3/4 time signature and a key signature of three sharps. The second staff changes to 2/4. The third through eighth staves are in common time. The ninth staff returns to 3/4. The tenth and eleventh staves are in common time. The twelfth staff returns to 3/4. The notation is dense and intricate, typical of a technical exercise or a piece of music requiring advanced finger dexterity.

I

Major Scales without changing Position.

The pupil should name each Major Key.

1st Position

1. *f*

2.

Scales beginning with the first finger.

2nd Pos.

3rd Pos.

4th Pos.

5th Pos.

6th Pos.

7th Pos.

1st Pos.

II

Minor Scales without changing position.

The pupil should name each Minor Key.

The accents well marked. The first four bowings with the upper half of the bow.

1st Pos.

Scales beginning with the first finger.

2nd Pos.

At the point and very short and dry.

Martellé

The first note spirited and short.

3rd. Pos.

With half of the bow, a short pause after the third note, and the last note very staccato.

With a brisker character in bowing.

4th Pos.

5th Pos.

Nut Pt. Nut Pt. Nut

$\frac{3}{4}$ bow Pt. softly $\frac{3}{4}$ bow Nut

Accents well marked, Brisk character.

6th Pos.

Middle. Point

The detached notes brisk.

7th Pos.

1st Pos.

III

Major Scales Beginning with the Second Finger. The Pupil should name each Major Key.

1st Pos.

Two staves of musical notation for the 1st position. The first staff is in B-flat major (two flats) and the second is in B major (two sharps). Both are in common time (C). The first part of each staff shows an ascending scale starting on the second line (F4 and G4 respectively) with fingerings 2, 4, 4, 4, 4, 4, 4, 4. The second part shows a descending scale with fingerings 4, 4, 4, 4, 4, 4, 4, 2. Dynamics include *pp* and *p*. A final measure of each staff shows a 3-measure rest followed by a 2-measure rest.

2nd Pos.

Two staves of musical notation for the 2nd position. Both are in C major. The first staff starts on the second space (G4) and the second on the second line (F4). Fingerings are 2, 4, 4, 4, 4, 4, 4, 4. Dynamics include *mf*. A final measure of each staff shows a 3-measure rest followed by a 2-measure rest.

3rd Pos.

Two staves of musical notation for the 3rd position. The first staff is in B major (two sharps) and the second is in B-flat major (two flats). Both start on the third line (B4 and Bb4). Fingerings are 2, 4, 4, 4, 4, 4, 4, 4. Dynamics include *f* and *ff*. A final measure of each staff shows a 3-measure rest followed by a 2-measure rest.

4th Pos.

Two staves of musical notation for the 4th position. The first staff is in B-flat major (two flats) and the second is in B major (two sharps). Both start on the fourth line (Bb4 and B4). Fingerings are 2, 4, 4, 4, 4, 4, 4, 4. Dynamics include *f*. A final measure of each staff shows a 3-measure rest followed by a 2-measure rest.

5th Pos.

Two staves of musical notation for the 5th position. Both are in B major (two sharps). The first staff starts on the fifth line (B4) and the second on the first space (C5). Fingerings are 2, 4, 4, 4, 4, 4, 4, 4. Dynamics include *f* and *p*. A final measure of each staff shows a 3-measure rest followed by a 2-measure rest.

6th Pos.

Two staves of musical notation for the 6th position. Both are in C major. The first staff starts on the first space (C5) and the second on the second line (D5). Fingerings are 2, 4, 4, 4, 4, 4, 4, 4. Dynamics include *f*. A final measure of each staff shows a 3-measure rest followed by a 2-measure rest.

7th Pos.

Two staves of musical notation for the 7th position. The first staff is in B-flat major (two flats) and the second is in B major (two sharps). Both start on the second line (F5 and G5). Fingerings are 2, 4, 4, 4, 4, 4, 4, 4. Dynamics include *p*. A final measure of each staff shows a 3-measure rest followed by a 2-measure rest.

Two staves of musical notation for the 1st position. Both are in B major (two sharps). The first staff starts on the second line (G4) and the second on the second space (A4). Fingerings are 2, 4, 4, 4, 4, 4, 4, 4. Dynamics include *f* and *p*. A final measure of each staff shows a 3-measure rest followed by a 2-measure rest.

Minor Scales Beginning with the Second Finger. The Pupil should name each Minor Key.

Softly, on the finger-board.
(Detache)

pp

In the middle of the bow, rather briskly.

Springing bow
(Sautille)

p

2nd Pos.

Middle. Point.

mf

2nd Pos.

Point

f

3rd Pos.

Very light staccato.

Middle

p

4th Pos.

The rhythm must be well marked and all the notes short.

Point

mf

f

f

f

5th Pos. Point

f

ff

Each note commenced and held out with nearly the whole bow.

5th Pos. *Grand Détaché*

Lengthen the bow with the crescendo. Shorten with the decrescendo.

6th Pos. *Middle of the bow*

7th Pos. *The staccato notes short.*
Point

7th Pos. *Brisk in character and well accented.*
Point

V

Major Scales commencing with the Third Finger, and the study of Staccato.

1st Pos.

2nd Pos.

3rd Pos.

First system of musical notation for the 3rd position. It features a treble clef, a key signature of two flats (B-flat and E-flat), and a common time signature (C). The notation includes a triplet of eighth notes, a slur over a series of eighth notes, and a fermata. Fingerings are indicated by numbers 3, 4, 4, 2, and 3.

Second system of musical notation for the 3rd position, identical to the first system.

4th Pos.

Point

First system of musical notation for the 4th position. It features a treble clef, a key signature of two flats, and a common time signature. The notation includes a triplet, a slur, and a fermata. Fingerings are indicated by numbers 3, 4, 4, 2, and 3.

Second system of musical notation for the 4th position, identical to the first system.

5th Pos.

First system of musical notation for the 5th position. It features a treble clef, a key signature of one sharp (F-sharp), and a common time signature. The notation includes a triplet, a slur, and a fermata. Fingerings are indicated by numbers 3, 4, 4, 2, and 3.

Second system of musical notation for the 5th position, identical to the first system.

6th Pos.

First system of musical notation for the 6th position. It features a treble clef, a key signature of three flats (B-flat, E-flat, and A-flat), and a common time signature. The notation includes a triplet, a slur, and a fermata. Fingerings are indicated by numbers 3, 4, 4, 2, and 3.

Second system of musical notation for the 6th position, identical to the first system.

7th Pos.

First system of musical notation for the 7th position. It features a treble clef, a key signature of two flats, and a common time signature. The notation includes a triplet, a slur, and a fermata. Fingerings are indicated by numbers 3, 4, 4, 2, and 3.

Second system of musical notation for the 7th position. It features a treble clef, a key signature of two flats, and a common time signature. The notation includes a triplet, a slur, and a fermata. Fingerings are indicated by numbers 3, 4, 4, 2, and 3. The system concludes with the notation for the 1st position.

Scales and broken thirds on one string, for the development of changing positions.
The left hand must be held with the greatest ease and the thumb very flexible. Exact change of Positions.

Changing between the 1st, 3d and 5th Positions.

Nº 1

f

IV^a

III^a

II^a

I^a

Nº 2

Nº 3

Nº 4

IV^a

III^a

II^a

I^a

Changing between the 2nd, 4th and 6th Positions.

Nº 1

Nº 2

IV^a

III^a

II^a

I^a

Nº 3 **Nº 4**

IVa
IIIa
IIa
Ia

Changing between the 3d, 5th and 7th Positions.

Nº 1 **Nº 2**

IVa
IIIa
IIa
Ia

Nº 1 **Nº 2** **Nº 3**

IVa
IIIa
IIa
Ia

Major and Minor Scales and Arpeggios of Two Octaves, changing Positions.*

The page contains eight systems of musical notation, each consisting of two staves (treble and bass clef). The scales are written in various keys and include fingering numbers (1-4) and position markings (IIa, IIIa, V). The first system starts with a dynamic marking 'f' and a '2.' indicating a second ending. The notation includes slurs, accents, and specific fingering instructions for each note.

*First practise each of these scales *legato*; then the lower bowing and shading should be practised.

First musical staff with treble clef, key signature of two flats, and common time. It features a complex melodic line with slurs and fingerings (1, 2, 4). A 'V' symbol is positioned below the staff.

Second musical staff with treble clef, key signature of two flats, and common time. It includes slurs, fingerings (1, 3, 2, 1), and a 'V' symbol. The letters 'IIIa' and 'IIa' are written below the staff.

Third musical staff with treble clef, key signature of two flats, and common time. It features slurs, fingerings (1, 3, 2, 0), and a 'V' symbol.

Fourth musical staff with treble clef, key signature of two flats, and common time. It includes slurs, fingerings (0, 1, 0, 1, 2), and a 'V' symbol.

Fifth musical staff with treble clef, key signature of two flats, and common time. It features slurs, fingerings (1, 3, 0), and a 'V' symbol. The word 'Detached' is written below the staff.

Sixth musical staff with treble clef, key signature of two flats, and common time. It includes slurs, fingerings (1, 4, 1, 1, 2, 3, 4, 3), and a 'V' symbol. The word 'Detached' is written below the staff.

Seventh musical staff with treble clef, key signature of two flats, and common time. It features slurs, fingerings (4, 1, 2), and a 'V' symbol. The word 'Martellé' is written below the staff.

Eighth musical staff with treble clef, key signature of two flats, and common time. It includes slurs, fingerings (1, 2, 1, 2), and a 'V' symbol. The word 'Martellé' is written below the staff, and the letters 'IIa' are written below the staff.

This page of musical notation for guitar consists of ten staves of music, each containing two measures of a melodic line. The notation includes various techniques such as triplets, slurs, and specific fingering numbers (1, 2, 3, 4). The music is written in a key signature of three flats (B-flat, E-flat, A-flat) and a common time signature (C). The first staff begins with a first ending bracket labeled '1.' and a second ending bracket labeled '2.'. The second staff includes the word 'remain' under a slur. The sixth staff has markings 'IIa' and 'IIa' under slurs. The seventh staff has markings 'Ia' and 'Ia' under slurs. The eighth staff has markings 'IIa' and 'IIa' under slurs. The ninth staff has markings 'IIIa' and 'IIIa' under slurs. The notation also includes various chord symbols like 'V' and 'V' with a sharp sign, and some notes are marked with an 'x' to indicate natural harmonics. The page concludes with a final chord symbol 'V' and a double bar line.

This musical score is for guitar, written in C major and common time (C). It consists of ten systems, each containing two measures of music. The notation is primarily sixteenth-note patterns, often beamed in groups of four. The score includes various fingering instructions (1-4) and articulation markings such as accents (>), slurs, and breath marks (x). Specific guitar techniques are labeled: III^a, II^a, and Ia. The first system is marked with a first ending bracket (1.) and a second ending bracket (2.). The final system includes a *pp* (pianissimo) dynamic marking. The piece concludes with a final chord in the key of C major.

Springing bow

Springing bow

remain

Further changing of Positions in Exercises on one String.

Connection of the 1st with 3rd, 5th and 7th position.

IVa

IIIa

IIa

Ia

IVa

IIIa

IIa

Ia

Note: Begin these exercises in slow tempo and gradually increase to *Allegro vivace*. Impure intonation and unevenness of the fingers should be the best hint to return to a slower pace.

IV^a - - - - -

III^a - - - - -

II^a - - - - -

I^a - - - - -

Practise the following exercises also on the other three strings, and in the same manner.

1. - - - - -

2. - - - - -

IV^a - - - - -

IV^a - - - - -

IV^a - - - - -

Also to be practised on the D, A and E-strings, in F, C and G major. Connection of the 2d, 4th, 6th and 8th positions.

IV^a - - - - -

IVa

IVa

Also to be practised on the D, A and E strings, in G, D and A major. Connection of the 3d, 5th, 7th, and 9th positions.

IVa

Connection of the 3d, 4th, 5th, 6th, 7th, 8th, 9th and 10th positions. (To be practised on all strings.)

IVa

IX

Changing Fingers on One Tone *)

These exercises are to be practised on all the strings.

1. *f* *IVa* *V*

2. *IVa* *V*

3. *IVa* *V*

4. *IVa* *V*

Detailed description: This block contains four staves of musical notation, each representing a different string position (IVa, V, IVa, V). Each staff shows a sequence of notes with various fingerings indicated by numbers 1-4. The exercises are designed to be practiced on all strings.

Scales through two Octaves on one String.

1. *IVa*

2. *IVa*

3. *IVa*

4. *IVa*

Detailed description: This block contains four staves of musical notation, each representing a scale exercise for two octaves on one string. The exercises are designed to be practiced on all strings.

The same fingering

1. *IIIa*

2. *IIIa*

Detailed description: This block contains two staves of musical notation, each representing an exercise for the same fingering as the previous section. The exercises are designed to be practiced on all strings.

Fingering as before

1. *IIa*

2. *IIa*

Detailed description: This block contains two staves of musical notation, each representing an exercise for fingering as before. The exercises are designed to be practiced on all strings.

Fingering as before

1. *Ia*

2. *Ia*

Detailed description: This block contains two staves of musical notation, each representing an exercise for fingering as before. The exercises are designed to be practiced on all strings.

*) Note: Do not neglect this seemingly unimportant exercise, the great value of which consists in changing fingers on one tone.

IV^a

The same fingering.

III^a

Fingering as before.

II^a

Fingering as before.

I^a

After learning the foregoing, the following 3-octave Scales will hardly offer the pupil any difficulties; but he should not neglect some good advice with regard to them. Usually it is the third octave which presents difficulties. In order to save time, and enable all of his attention to be given to the intonation, the pupil should practise the third octave alone, as directed below. The minor scales in particular, with their raised 6th and 7th in ascending and lowered 6th and 7th in descending, are those which give some pupils trouble; and to their intonation the teacher should direct special attention.

The fingerings are, of course, those used in the full 3-octave Scales.

This page contains ten staves of musical notation, likely for guitar, arranged in a single column. Each staff begins with a treble clef and a common time signature (C). The notation is highly technical, featuring complex fingerings indicated by numbers 1, 2, 3, and 4 above the notes. Many notes are beamed together in groups, often spanning across multiple staves. The music includes various key signatures, such as one flat (B-flat), two flats (B-flat and E-flat), and three sharps (F#, C#, G#). There are several repeat signs (double bar lines with dots) and dynamic markings like accents. The overall style is that of a classical or contemporary guitar piece, focusing on intricate fingerings and melodic lines.

The scales through three octaves are to be played in every tempo from *Andante* to *Vivace*, and with every kind of bowing. The bowings are to be taken from Nos. 2, 4 and 5.

The image displays ten musical staves, each containing a scale exercise in 3/4 time. The scales are written in treble clef and cover three octaves. Each staff includes fingerings (1-4) and bowings (1-4) indicated by numbers above the notes. The first staff begins with a dynamic marking of *f*. The scales are arranged in ascending and descending patterns, with some staves ending in a double bar line and a repeat sign. The scales are written in various keys: C major, D major, E major, F major, G major, A major, B major, C minor, D minor, and E minor. The scales are written in a 3/4 time signature. The first staff starts with a dynamic marking of *f*. The scales are arranged in ascending and descending patterns, with some staves ending in a double bar line and a repeat sign. The scales are written in various keys: C major, D major, E major, F major, G major, A major, B major, C minor, D minor, and E minor. The scales are written in a 3/4 time signature. The first staff starts with a dynamic marking of *f*.

First musical staff, treble clef, 3/4 time signature, key signature of two flats. It features a melodic line with a long slur over the first two measures. Fingerings 1, 4, 1, 1, 1, 1, 4, 4, 4 are indicated above the notes. The piece concludes with a double bar line and a final chord marked with a 'V'.

Second musical staff, treble clef, 3/4 time signature, key signature of two flats. It features a melodic line with a long slur over the first two measures. Fingerings 1, 3, 4, 8, 4, 1, 3, 4, 3, 4 are indicated above the notes. The piece concludes with a double bar line and a final chord marked with a 'V'.

Third musical staff, treble clef, 3/4 time signature, key signature of two flats. It features a melodic line with a long slur over the first two measures. Fingerings 1, 1, 1, 1, 1, 1, 3, 3, 3 are indicated above the notes. The piece concludes with a double bar line and a final chord marked with a 'V'.

Fourth musical staff, treble clef, 3/4 time signature, key signature of two flats. It features a melodic line with a long slur over the first two measures. Fingerings 1, 1, 1, 1, 1, 1, 2, 1, 3, 4, 3, 2 are indicated above the notes. The piece concludes with a double bar line and a final chord marked with a 'V'.

Fifth musical staff, treble clef, 3/4 time signature, key signature of two flats. It features a melodic line with a long slur over the first two measures. Fingerings 1, 1, 1, 1, 1, 1, 4, 4, 4, 4, 3 are indicated above the notes. The piece concludes with a double bar line and a final chord marked with a 'V'.

Sixth musical staff, treble clef, 3/4 time signature, key signature of two flats. It features a melodic line with a long slur over the first two measures. Fingerings 1, 3, 4, 3, 4, 1, 3, 4, 3, 4 are indicated above the notes. The piece concludes with a double bar line and a final chord marked with a 'V'.

Seventh musical staff, treble clef, 3/4 time signature, key signature of two flats. It features a melodic line with a long slur over the first two measures. Fingerings 1, 1, 1, 1, 1, 1, 3, 3, 3 are indicated above the notes. The piece concludes with a double bar line and a final chord marked with a 'V'.

Eighth musical staff, treble clef, 3/4 time signature, key signature of two flats. It features a melodic line with a long slur over the first two measures. Fingerings 1, 3, 4, 3, 4, 1, 3, 4, 3, 4 are indicated above the notes. The piece concludes with a double bar line and a final chord marked with a 'V'.

Ninth musical staff, treble clef, 3/4 time signature, key signature of two flats. It features a melodic line with a long slur over the first two measures. Fingerings 1, 1, 1, 1, 1, 1, 4 are indicated above the notes. The piece concludes with a double bar line and a final chord marked with a 'V'.

First musical staff, 3/4 time signature, featuring a melodic line with various fingerings (1, 2, 3, 4) and a final measure with a '0' below the note.

Second musical staff, 3/4 time signature, featuring a melodic line with fingerings (1, 3, 4) and a final measure with a 'V' above the staff and a '2' below the first note.

Third musical staff, 3/4 time signature, featuring a melodic line with fingerings (1, 1, 1, 1, 4) and a final measure with a '2' below the note.

Fourth musical staff, 3/4 time signature, featuring a melodic line with fingerings (1, 2, 3, 4) and a final measure with a 'V' above the staff and a '2' below the first note.

Fifth musical staff, 3/4 time signature, featuring a melodic line with fingerings (1, 1, 1, 4) and a final measure with a '2' below the first note.

Sixth musical staff, 3/4 time signature, featuring a melodic line with fingerings (1, 3, 4) and a final measure with a 'V' above the staff and a '3' below the first note.

Seventh musical staff, 3/4 time signature, featuring a melodic line with fingerings (1, 1, 4) and a final measure with a '2' below the note.

Eighth musical staff, 3/4 time signature, featuring a melodic line with fingerings (1, 3, 4) and two final measures with 'Ia' below the staff and a 'V' above the staff.

Ninth musical staff, 3/4 time signature, featuring a melodic line with fingerings (1, 3) and a final measure with a '2' below the note.


IV^a

V

I^a I^a

II^a

V





000 604 599

Band and Orchestra Music for Schools

We make a specialty of School Music, and have issued publications peculiarly adapted for Grade and High Schools



Our most successful orchestra collection is the
DITSON AMATEUR ORCHESTRA FOLIO
adopted as a leader in hundreds of schools

Our latest publications adapted to High Schools
THE NOVELTY ORCHESTRA FOLIO
TEN LIGHT OVERTURES

Collection for Orchestra

List prices for each of above collections: Piano Book, 60 cents; Other Books, 40 cents each

Send for free First Violin Parts

THE AMERICAN BAND INSTRUCTOR

is a collection for teaching

Send for special circulars, complete catalog, sample parts, etc.

Instruction Books for Schools

The Rollinson Modern Schools are especially adapted for school purposes. The elementary exercises are easy and exceedingly progressive. The following methods are included in the series:

- | | |
|---|-------------------------------------|
| Clarinet — Boehm and Albert Systems | Cornet or E \flat Alto |
| Baritone (or Valve Trombone) Bass Clef | Slide Trombone, Bass Clef |
| Baritone (or Valve Trombone) Treble Clef | E \flat and Double B \flat Bass |
| Violin, Flute, Saxophone, Orchestra Bells and Drum, including exercises for Xylophone and Bells | |

Price, each, \$1.00

Send for complete descriptive list

Band Instruments

We carry an immense stock of great values in everything pertaining to Band and Orchestra Instruments and can supply complete outfits on short notice.

Cases and Accessories, Drums, Bugles, and Drum Corps Supplies.

BOSTON: OLIVER DITSON COMPANY

NEW YORK: CHAS. H. DITSON & CO. CHICAGO: LYON & HEALY

Order of your local dealer