


# Meal Planning

for People With

# Diabetes



# Meal Planning for People with Diabetes

Produced by:

Direction des communications, ministère de la Santé et des Services sociaux

This document is available online and can be ordered at [www.msss.gouv.qc.ca](http://www.msss.gouv.qc.ca) by clicking Documentation and then Publications.

It may also be ordered at [diffusion@msss.gouv.qc.ca](mailto:diffusion@msss.gouv.qc.ca) or by mail at:

Ministère de la Santé et des Services sociaux  
Direction des communications  
Diffusion  
1075, chemin Sainte-Foy, 16<sup>e</sup> étage  
Québec (Québec)  
G1S 2M1

Masculine pronouns are used generically in this document.

Legal deposit

Bibliothèque et Archives nationales du Québec, 2008

Library and Archives Canada, 2008

ISBN: 978-2-550-54101-1 (print version)

ISBN: 978-2-550-54102-8 (PDF)

All rights reserved for all countries. Any reproduction whatsoever, translation or dissemination, in whole or in part, is prohibited unless authorized by Les Publications du Québec. However, reproduction in whole or in part for personal, non-commercial purposes is permitted solely in Québec, provided the source is mentioned.

© Gouvernement du Québec, 2008

Cette brochure existe également en version française.

Diabetes Québec's mission is to inform, promote awareness, educate, provide services, foster research, and act as an advocate for the rights of people with diabetes.

Diabetes Québec  
8550, boulevard Pie IX, suite 300  
Montréal (Québec)  
H1Z 4G2

website: [www.diabete.qc.ca](http://www.diabete.qc.ca)  
e-mail: [dietetiste@diabete.qc.ca](mailto:dietetiste@diabete.qc.ca)  
telephone: 1-800-361-3504  
fax: (514) 259-9286

## Authors' Note

A new edition of this guide was necessary given that new food products are constantly appearing on supermarket shelves while others are disappearing. A balanced diet is the cornerstone of diabetes treatment. This guide is intended to help dietitians/nutritionists and people with diabetes create a personalized meal plan that can be integrated into daily life. Effectively controlling blood glucose and lipid levels, achieving and maintaining optimum weight and adopting a healthy, delicious diet are the primary objectives of this meal plan.

We wish to thank the following dietitians/nutritionists for their contribution and support in producing the new edition of this guide:

Christiane Gobeil, who patiently revised all guide data regarding food.

Kathryn Arcudi, Isabelle Galibois, Céline Raymond, Christiane So, and Élise Taillon, who generously provided their comments, based on their experience in the field of diabetes.

We would also like to thank the following people who helped draft the previous edition:

Marie-Claire Barbeau, Véronique Brisson, Geneviève Côté, Fannie Dagenais, Céline Durocher, Claire Robillard, and Manon Robitaille.

*Élyse Dion, Andrée Gagné, and Julie St-Jean*  
*Dietitians/nutritionists*  
*Diabetes Québec*

---

## Table of Contents

---

What is the Exchange System? \_\_\_\_\_ 6

Keep In Mind \_\_\_\_\_ 7

Reading Labels \_\_\_\_\_ 8

Food Groups and Exchanges \_\_\_\_\_ 10

### **Carbohydrate Sources**

Starches \_\_\_\_\_ 12

Fruits \_\_\_\_\_ 20

Vegetables \_\_\_\_\_ 25

Milk and Alternatives \_\_\_\_\_ 28

Other Foods \_\_\_\_\_ 31

### **Protein Sources**

Meat and Alternatives \_\_\_\_\_ 37

### **Fat Sources**

Fats \_\_\_\_\_ 45

Low Calorie Foods \_\_\_\_\_ 49

Sugar Substitutes \_\_\_\_\_ 53

Alcohol \_\_\_\_\_ 55

Glossary \_\_\_\_\_ 56

Conversion Table \_\_\_\_\_ 57

General Recommendations \_\_\_\_\_ 58

Sample Balanced Meal \_\_\_\_\_ 59

Daily Meal Plan \_\_\_\_\_ 60

One Step at a Time \_\_\_\_\_ 62

## What is the Exchange System?

The exchange system is the basis of your meal plan.

It includes seven food groups: starches, fruits, vegetables, milk and alternatives, other foods, meat and alternatives, and fats.

Within each group, foods are ranked according to their carbohydrate (sugar), protein, and fat content. Foods in the same group, when eaten in the amounts indicated, represent **one exchange** for this group. For example, a starch exchange equals to one small potato or one slice of bread (see p. 16-18).

To use the exchange system,

- 1) Ask your dietitian/nutritionist to complete your daily meal plan.
- 2) Familiarize yourself with the different food groups and the amounts indicated in your **meal plan**.
- 3) Use your meal plan at mealtime to choose the recommended number of exchanges from each food group.

Foods within the same group can be exchanged in the amounts indicated. **Sometimes**, you can also exchange foods from two different groups, for example, by eating a starch instead of a fruit. However, you must pay attention to the carbohydrate content of the substituted food because it is important that **your total carbohydrate intake stay the same** to avoid large fluctuations in blood glucose levels (blood sugar). To help you, the average carbohydrate content is given for each food group.

### Keep In Mind

If the **DAILY MEAL PLAN** page in your guide has not been completed by a dietitian/nutritionist, you are missing a key element for effectively controlling your condition or promoting proper weight loss. Only a qualified dietitian/nutritionist can create a meal plan based on:

- your specific nutritional needs, based on your age, height, bone structure, gender, and degree of physical activity;
- your personal preferences and eating habits;
- your medication (antidiabetic pills and insulin);
- diabetes-related conditions, such as hypertension (high blood pressure), heart problems, and dyslipidemia (change in blood lipid levels, including cholesterol and triglycerides).



<b>Nutrition Facts</b>			
For 1/2 cup (125 mL)			
Amount	% Daily Value		
<b>Calories</b> 20			
<b>Total Fat</b> 0 g	<b>1%</b>		
Saturated Fat 0 g			
Trans Fat 0 g	<b>0%</b>		
<b>Cholesterol</b> 0 mg			
<b>Sodium</b> 25 mg	<b>1%</b>		
<b>Carbohydrates</b> 4 g	<b>1%</b>		
Dietary Fibre 1 g			
Sugars 3 g			
<b>Protein</b> 1 g			
Vitamin A	15%	Vitamin C	0%
Calcium	0%	Iron	2%

### Reading Labels

The exchange system proposes a list of the most common foods in each group, which is why some foods may not appear on the list. You can still eat these foods provided you check their carbohydrate content so that you will know how to include them in your meal plan.

To find out the amount of carbohydrate and other nutrients in a specific store-bought food, refer to the **nutrition facts** printed on the product packaging. You must use the **total carbohydrate content**, as shown in the example below. Since dietary fibre has no effect on blood glucose levels (glycemia) and is included in the total carbohydrate shown on the product packaging, it must be subtracted from the total carbohydrate. This is the method that was used to calculate the list of food servings in this guide.

**Example: Whole wheat bread—nutrition facts** for one slice (38 g)

<b>Nutrition Facts</b>			
For 1 slice (38 g)			
<b>Amount</b>		<b>% Daily Value</b>	
<b>Calories</b> 95			
<b>Total Fat</b> 1 g			<b>1%</b>
Saturated Fat 0.2 g			<b>0%</b>
Trans Fat 0 g			
<b>Cholesterol</b> 0 mg			
<b>Sodium</b> 250 mg			<b>1%</b>
<b>Carbohydrates</b> 17 g			<b>1%</b>
Dietary Fibre 3 g			
<b>Sugars</b> 2 g			
<b>Protein</b> 4 g			
Vitamin A 0%	Vitamin C 0%		
Calcium 4%	Iron 10%		

Includes added sugars and other sugars found naturally in foods

Total amount of carbohydrate, that includes fibre, sugars, and starch

Remember to subtract the fibre from the total carbohydrate amount. In this example, one slice of bread weighs 38 grams and contains 17 grams of carbohydrate minus 3 grams of fibre, which equals 14 grams of available carbohydrates (that have a direct effect on blood glucose levels).

## Food Groups and Exchanges

On the following pages, you will find a **food list** for each of the seven food groups. Each portion indicated represents one exchange for that food group (e.g., 75 mL pasta = 1 starch exchange; see p.18). Pay **special attention** to the **servicing size**. To begin, we recommend measuring your food. Gradually, at a glance, you'll develop the ability to estimate serving size.

Then, you'll only have to weigh your food occasionally to make sure your eyes aren't playing tricks on you!

The table below summarizes the nutritional value of one exchange from each food group.

Food Group	Nutritional Value of One Exchange			
	Carbohydrate (g)	Protein (g)	Fat (g)	Calories
Starches	15	3	0	70
Fruits	15	0	0	60
Vegetables	5	2	0	25
Milk and Alternatives	12 to 15	8	0 to 9	90 to 160
Other Foods	15	Variable	Variable	Variable
Meat and Alternatives	0	8	3	60
Fats	0	0	5	45

## Food Groups and Exchanges

- Starches
- Fruits
- Vegetables
- Milk and Alternatives
- Other Foods
- Meat and Alternatives
- Fats

*Note: Foods with an **asterisk** (\*) are high in salt and should thus be eaten in moderation. However, some of these foods are now available in low-salt versions, such as natural peanut butter and low sodium V-8®.*

# Starches

**Whole grain** breads and cereals are recommended because they are **high in fibre**, which promotes proper intestinal functioning and helps stabilize blood glucose levels. You should choose whole grain cereals with little or no sugar added because of their higher nutritional value.

One starch exchange = 15 g carbohydrate  
3 g protein  
0 g fat  
70 calories

---



Each serving in the list below represents **1 Starch exchange**

**Crackers and snacks**

Grissol® bread sticks	3 sticks or 2 packs
Melba® toast, rectangular	4
Popcorn, plain	750 mL
Quaker® rice cakes - Plain, cheddar	2
Ryvita®, Wasa® crackers	2
Salted pretzels*	35 sticks or 6 twists
Soda crackers	7
Swedish toast	2

***For these choices, also calculate 1 Fats exchange:***

Breton®*, original crackers	5
Ritz®* crackers	8

**Breakfast cereals containing at least 2 g of fibre per serving**

All Bran Buds with psyllium (Kellogg's®)	125 mL
All Bran Flakes (Kellogg's®)	175 mL
All Bran, original (Kellogg's®)	125 mL
Cheerios (General Mills®) - plain, whole grain, and multigrain	175 mL
Corn Bran (Quaker®)	175 mL
Fibre 1 (General Mills®)	175 mL
Guardian (Kellogg's®)	175 mL
Mini-Wheats (Kellogg's®)	10 biscuits
Oat Bran hot cereal (Quaker®) - Uncooked	75 mL
Oatmeal squares (Quaker®)	75 mL
Oatmeal, plain - Uncooked	75 mL
Puffed Wheat (Quaker®)	375 mL
Raisin Bran (Kellogg's®)	75 mL
Shredded Wheat (Post®)	1 biscuit
Shreddies (Post®)	125 mL

Spoon Size Shredded Wheat 'N Bran (Post®)	125 mL
---	--------

Weetabix®	1 biscuit
-----------	-----------

Wheat germ (Quaker®)	75 mL
----------------------	-------

***For this choice, also calculate 1 Fats exchange:***

Harvest Crunch, original (Quaker®)	75 mL
------------------------------------	-------

### Other breakfast cereals

Corn Flakes (Kellogg's®)	175 mL
--------------------------	--------

Cream of Wheat (Kraft®)	1 pack
-------------------------	--------

Instant oatmeal, flavored	1/2 pack
---------------------------	----------

Rice Krispies (Kellogg's®)	150 mL
----------------------------	--------

Special K (Kellogg's®)	175 mL
------------------------	--------

- Special K Red Berries	125 mL
-------------------------	--------

### Flour

Wheat, buckwheat	45 mL
------------------	-------

**Starch**

Corn Starch	30 mL
-------------	-------

**Vegetables**

## Corn

- On the cob	1/2 cob
- Creamed	75 mL
- Kernel	125 mL

## Parsnip

175 mL

## Peas, green

250 mL

## Plantain

1/4 or 75 mL

## Potato

- Boiled or baked	1 small
- Mashed	125 mL

## Squash, cubed and cooked

(butternut, acorn, spaghetti, hubbard, buttercup, etc.)

250 mL

## Sweet potato

- Mashed	60 mL
----------	-------

## Yam

125 mL

***For this choice, also calculate 1 Fats exchange:***

French fries 10 medium

***For this choice, also calculate 2 Fats exchanges:***

Chips\* 15

**Legumes**

***For these choices, also calculate 1 Meat and Alternatives exchange:***

Beans (black, mung, pinto, red, white) or lentils, cooked 125 mL

Chickpeas, cooked 75 mL

Pea soup\* 250 mL

***For this choice, also calculate 1 Meat and Alternatives exchange  
+ 3 Fats exchanges:***

Hummus 125 mL

**Breads**

Bagel (90 g) 1/3

Bread crumbs 45 mL

Bread, light (e.g., Weight Watchers®) 2 slices

Bread: white, white enriched with fibre, whole wheat,  
multigrain, rye, raisin 1 slice (30 g)

Croutons, plain	125 mL
English muffin, hot dog or hamburger bun, pita (18 cm in diameter)	1/2
French bread (baguette)	1 slice 5 cm long (30 g)
Salad roll	1 (30 g)
Tortilla, corn or wheat (18 cm in diameter)	1

***For these choices, also calculate 1 Fats exchange:***

Croissant	1/2 medium (30 g)
Taco (shell 13 cm in diameter)	2

**Pasta and other cooked grains**

Barley, couscous, millet, and rice	75 mL cooked
Bulgur	125 mL cooked
Pasta, white or whole wheat (macaroni, spaghetti, etc.)	75 mL cooked
Quinoa	175 mL cooked

***For this choice, also calculate 1 Fats exchange:***

Chinese noodles	125 mL cooked
-----------------	---------------

## Soups

Cream of tomato, canned, prepared with an equal amount of milk*	150 mL
Cream soup, dry, prepared with milk* (asparagus, cauliflower, leek)	375 mL
Soup with noodles, rice, or any another starch *	250 mL

### ***For these choices, also calculate 1 to 2 Fats exchanges:***

Cream of celery or mushroom, canned, prepared with an equal amount of milk*	250 mL
---	--------

## Flour-based products

Crepe, thin (10 cm in diameter)	1/2
Pizza crust (30 cm in diameter, 2 cm thick)	1/12 (35 g)

### ***For this choice, also calculate 1 Fats exchange:***

Waffle (10 cm in diameter)	1
----------------------------	---

### ***For these choices, also calculate 2 Fats exchanges:***

Pie crust (23 cm in diameter)	
- Double (top and bottom)	1/8 pie (40 g)
- Single (top or bottom only)	1/4 pie (40 g)

# Fruits

Fruits, like vegetables, are high in **vitamins and minerals**. Choose **brightly colored** fruits (e.g., oranges, strawberries) most often, as they are high in **vitamins** (beta carotene, vitamin C, and other antioxidants like lycopene) and can help in the prevention of heart disease and certain cancers.

Choose fresh fruit, frozen fruit with no sugar added, or canned fruit in unsweetened fruit juice, water, or light syrup. The servings indicated for canned fruit include a small amount of juice or light syrup (approximately 30 mL). If fruit is in a heavy syrup, rinse with water.

One fruit exchange = 15 g carbohydrate  
0 g protein  
0 g fat  
60 calories



**Each serving in the list below represents 1 Fruits exchange**

**Fruits**

Apple	
- Fresh	1 medium
- Sauce, unsweetened	125 mL
Apricot	
- Fresh or dried	4
Banana	1/2 large or 12 cm
Blackberries	250 mL
Blueberries	175 mL
Cantaloupe	1/3 melon or 250 mL
Cherries	15
Clementine	2
Cranberries, fresh	500 mL
Currants	375 mL
Dates, dried	3

Figs	
- Fresh or dried	1 large or 2 small
Fruit compote with no sugar added	125 mL
Grapefruit, pink or white	1 small or 1/2 large
Grapes, fresh	15 large
Honeydew melon	1/8 melon or 250 mL
Kiwi	2 small
Lychee	10
Mango	1/2 medium
Nectarine	1
Orange	1
Papaya	1 small or 1/2 large
Peach	
- Fresh	1 large
- Canned	125 mL
Pear	
- Fresh	1 small
- Canned	125 mL

Persimmon	2
Pineapple	
- Fresh	2 slices
- Canned	125 mL
Plum	
- Fresh	2 medium
- Canned	4
Prunes	3 medium
Raisins	30 mL
Raspberries	375 mL
Rhubarb	unlimited
Starfruit (carambola)	3
Strawberries, whole	500 mL
Tangerine, mandarin orange	
- Fresh	1 large
- Canned in light syrup	75 mL
Watermelon	1/2 slice or 2.5 cm thick

### 100% pure fruit juice, no sugar added

Cranberry blend	100 mL
Peach and pear nectar	125 mL
Pineapple, orange, grapefruit, apple, or a blend of these juices	125 mL
Prune, grape juice	75 mL

100% pure fruit juices contain carbohydrates which are rapidly absorbed despite having no added sugar. It is important to **moderate consumption of fruit juices** for this reason. The best choice is fresh fruit, since it contains dietary fibre. Here are a few tips for drinking less fruit juice:

- Use a smaller glass in order to reduce the amount of juice you drink.
- Dilute juice with water or soda water (being careful to choose waters with less than 20 mg of sodium per liter).

- Drink juice with meals in order to reduce its effect on your blood glucose levels.

**Fruit drinks** and fruit-flavored crystals are not 100% pure fruit juice. They are high in added sugar and low in vitamins and minerals. For this reason, they are listed in the **Other** food group.

# Vegetables



Vegetables are high in **vitamins** and **minerals**, as well as **dietary fibre**. It is recommended that you eat at least 4 servings a day, preferably **brightly colored** vegetables (e.g., broccoli, peppers, carrots).

**Vegetables are generally low in carbohydrate** and have little effect on blood glucose. Because of their excellent nutritional value, there is no limit on the number of vegetable exchanges in most meal plans.

Vegetables **high in carbohydrate** are listed in the starch group.

Take vegetable exchanges into consideration only if you must calculate the amount of carbohydrate you eat very accurately, i.e., if you require multiple daily injections of insulin.

When preparing vegetables, opt for cooking methods that maintain nutritional value, such as steaming, cooking in a microwave or conventional oven, or boiling in a small amount of water. Eat them raw: they're wonderfully crisp and tasty with a low fat dip!

1 vegetable exchange = 5 g carbohydrate  
2 g protein  
0 g fat  
25 calories

---

Generally speaking, **1** vegetable exchange is equal to

- 125 mL of fresh, frozen, or canned\* vegetables or vegetable juice\*
- 250 mL raw leafy vegetables
- 125 mL cooked leafy vegetables

## Vegetables you can eat as desired

Alfalfa or radish sprouts

Artichoke

Asparagus

Bamboo shoots

Bean sprouts (mung bean sprouts)

Beans, yellow or green

Beet or dandelion leaves

Beets

Broccoli

Brussels sprouts

Cabbage, Chinese (bok choy)

Cabbage, green or red

Carrots

Cauliflower

Celeriac

Celery

Chard

Chicory

Cucumber

Eggplant

Endive

Escarole

Fiddleheads

Juice, vegetable\* or tomato\*

Leeks

Lettuce

Mushrooms

Okra

Onions

Peas, snow

Peppers

Pumpkin

Radish

Rutabaga

Shallots

Spinach

Tomato sauce, canned\*

Tomatoes fresh, tomatoes canned\*

Turnip, white


Water chestnuts

Zucchini

# Milk and Alternatives

Milk and alternatives are an excellent source of **calcium**. Consuming milk and alternatives is key to maintaining healthy bones and teeth, and might help reduce high blood pressure and control weight.

1 Milk and Alternatives exchange =  
12 to 15 g carbohydrate  
8 g protein  
0 to 9 g fat  
90 to 160 calories



The fat and calorie content of foods in this group varies according to product type. To reduce your fat intake, choose **skim milk or partly skimmed milk** and **yogurt with 2% milk fat (M.F.) or less**.

<b>Milk, 250 mL</b>	<b>Fat (Grams)</b>	<b>Calories</b>
Whole, 3.25% M.F.	9	160
Partly skimmed, 2% M.F.	5	130
Partly skimmed, 1% M.F.	3	110
Skim	0	90

**Each serving in the list below represents 1 Milk and Alternatives exchange**

Kefir, plain	325 mL
Milk, evaporated, skim (Nestlé Carnation®)	125 mL
Milk drink, calcium-enriched	250 mL
Milk, powdered	60 mL
Milk: skim, 1%, 2%, or 3.25%	250 mL
Soy drink, enriched, non-flavored	consult nutrition facts table
Yogurt, plain	175 mL or 175 g

### Milk-based products

Fresh cheese	
- Minigo <sup>®</sup> , Danino DHA/ADH <sup>®</sup>	1 container of 100 g
Kefir with fruit	125 mL
Yogurt, drinkable	
- Danactive <sup>®</sup>	1 bottle of 94 ml
- Danino Go <sup>®</sup>	1 bottle of 93 ml
- Yop <sup>®</sup>	1/2 bottle of 200 ml
Yogurt	
- fruit or flavored, fat-free, no sugar added (Source <sup>®</sup> , Silhouette <sup>®</sup> )	two containers of 100 g
- fruit or flavored (vanilla, coffee, etc.)	100 mL or 100 g
- in a tube (Yoplait <sup>®</sup> )	1 1/2 containers of 60 g

**Cheese** is listed in the **Meat and Alternatives** group because it contains very little carbohydrate.

# Other Foods



Other Foods contain added sugar. Some also contain one or more **fats exchanges**. These foods are generally low in vitamins, minerals, and fibre but **high in calories**.

1 Other Foods exchange =  
15 g carbohydrate  
Varying amount of  
protein, fat, and calories

Here are some specific recommendations concerning these foods:

- At meals, foods from this group can occasionally **replace** other carbohydrate-containing foods which means **they should be substituted, not added to the meal**, because your total carbohydrate intake at the meal must stay the same.
- Very few foods in this group will leave you feeling full. Eating foods from this group regularly may make it more difficult to control your weight. Eat them **occasionally, in moderation**, as part of a balanced diet.
- It is preferable to avoid eating these foods in large quantities or as snacks since they can lead to hyperglycemia (high blood glucose levels).

The following list contains foods commonly found at the supermarket. Keep in mind, however, that the **nutrition facts printed on the product packaging** are the most accurate source of information on carbohydrate and fat content.

**Homemade** baked goods (muffins, cakes, etc.) often contain less sugar and fat than store-bought varieties. They can also be prepared with fat choices that are healthier for your heart. Ask your dietitian/nutritionist about how to reduce the fat and sugar content in your favorite recipes. You can also consult a cookbook with recipes adapted for people with diabetes.

Each serving in the list below represents **1 Other Foods** exchange

### Cookies

Arrowroot<sup>®</sup>, Graham<sup>®</sup>, ginger 3

Goglu<sup>®</sup>, Village<sup>®</sup>, Lifestyle<sup>®</sup> bran crunch, PC Blue Menu<sup>®</sup> oat crunch,  
PC Blue Menu<sup>®</sup> Cranberry and Orange 2

Molasses (8 cm in diameter) 1

***For these choices, also calculate 1 Fats exchange:***

Cookies, chocolate chip or chocolate sandwich 2

### Beverages

Chocolate milk 125 mL

Clam and tomato juice\* 125 mL

Cranberry cocktail 125 mL

Fruit drink or punch 125 mL

Iced tea mix, sweetened (Nestea<sup>®</sup>) 30 mL

Malt mix for plain or chocolate beverage (Ovaltine<sup>®</sup>) 30 mL

Soft drink, regular 125 mL

Thirst quencher (e.g., Gatorade<sup>®</sup>) 250 mL

### Sauces

Sweet sauces (cherry, cranberry, sweet and sour)	30 mL
BBQ sauce, original (for grilling)	30 mL

### Desserts and snacks

Cranberries, dried and sweetened	30 mL
Fibre Source bar (Nature Valley <sup>®</sup> )	1 bar of 32 g
Flavored ice (e.g., Popsicle <sup>®</sup> )	1 stick of 75 mL
Fruit rollups	1 strip
Gelatin, flavored (Jell-O <sup>®</sup> )	125 mL
Ice milk (e.g., Coaticook <sup>®</sup> )	125 mL
Ice milk bar, fudge	1 bar of 60 mL
Jell-O <sup>®</sup> fat-free pudding, (sold in powder form) and reconstituted	125 mL
Vital bar, Leclerc <sup>®</sup>	1 bar of 35 g

***For these choices, also calculate 1 Fats exchange:***

Cake frosting	20 mL
Ice cream (vanilla, strawberry, chocolate)	125 mL
Multigrain muffin bar (Hop & Go <sup>®</sup> )	1 bar of 38 g

## Candy

Hard candy	3 pieces or 18 g
Jujubes	4
Maple sugar	1 cube of 2.5 cm or 15 g
Maple taffy	15 mL
Marshmallows	3
Soft candy, caramels	2 pieces

***For this choice, also calculate 1 Fats exchange:***

Milk chocolate	20 g
----------------	------

***For this choice, also calculate 5 Fats exchanges:***

Dark chocolate (70% cocoa)	60 g
----------------------------	------

## Spreads, syrups, and sugars

Caramel spread, maple butter	15 mL
Honey	15 mL
Jam, jelly, marmalade (regular)	15 mL
Molasses	15 mL
Sugar, white or brown	3 packets or 15 mL
Syrup (corn, table, maple)	15 mL

**Each serving in the list below represents 2 Other Foods exchanges**

**Beverages**

Nestlé Carnation® Instant Breakfast, powder	1 packet (40 g)
---	-----------------

***For this choice, also calculate 1 Fats exchange:***

Nestlé Carnation® Instant Breakfast, ready-to-drink	250 mL
---	--------

**Desserts and snacks**

Cereal bar (e.g., Nutri-Grain®)	1 bar (40 g)
---------------------------------	--------------

Pudding, lowfat (e.g., Healthy Choice®)	1 container (90 g)
---	--------------------

Sherbet	125 mL
---------	--------

**Each serving in the list below represents 3 Other Foods exchanges**

**Desserts: pies and cakes**

***For this choice, also calculate 2 Fats exchanges:***

Lemon, cherry, or apple pie (20 cm in diameter)	1/6
---	-----

**Each serving in the list below represents 4 Other Foods exchanges**

***For this choice, also calculate 3 Fats exchanges:***

Cake with frosting, two layers (23 cm in diameter)	1/12
--	------

***For this choice, also calculate 4 Fats exchanges:***

Pecan pie (20 cm in diameter)	1/6
-------------------------------	-----

# Meat and Alternatives



Meat and alternatives are the primary source of **protein** in our diet. They also provide a certain amount of **fat**, depending on the food. It is recommended that you:

- Choose **lean Meat and Alternatives** as often as possible.
- Eat **fish at least twice a week** in order to reduce the risk of heart disease. Choose fish high in **omega-3 fatty acids**, such as salmon, trout, albacore or bluefin tuna, halibut, sardines, herrings, and mackerel.

- Choose **legumes**, an excellent source of fibre that can help control blood glucose and cholesterol levels.

1 Meat and Alternatives exchange = 0 g carbohydrate  
8 g protein  
3 g fat  
60 calories

---

**Each serving in the list below represents 1 Meat and Alternatives exchange.**

Your dietitian/nutritionist will tell you how many exchanges to eat at mealtime and snacktime, if needed.

### **How can I prepare meat to obtain leaner products?**

- Choose lean cuts of meat with no marbling.
- Remove visible fat before cooking.
- Use cooking methods without added fat: boiling, braising, grilling, baking, or steaming.
- Use frying pans that allow cooking with little or no fat. If you use fats or oils, opt for a vegetable oil and avoid overheating.
- Skim the fat off cooked meats and stews.

Each serving size in the list below represents **1 lean or very lean Meat and Alternatives exchange (3 g fat or less per amount indicated):**

**Meat and poultry, cooked without fat**

Back bacon*	30 g
Beef, very lean or lean (boneless strip loin, T-bone, cross rib, filet, flank, ribeye, round, sirloin)	30 g
Chicken (skinless)	30 g
Deli meats: smoked eye of round*, old-fashioned ham*, smoked turkey breast*	30 g
Ham, lean*	30 g
Horse	30 g
Lamb	30 g
Moose, venison	30 g
Pork (boneless inside round, center-cut loin, filet)	30 g
Rabbit	30 g
Turkey (skinless, dark or white meat)	30 g
Veal and lean ground veal	30 g

**Organ meats cooked without fat (caution: high in cholesterol)**

Beef heart, liver, calf sweetbreads, kidneys, chicken liver	30 g
---	------

**Fish and seafood*****Fresh or frozen, cooked without fat:***

Assorted fish (salmon, rainbow trout, sole)	30 g
Clams	3 large
Lobster	60 mL
Mussels	10 small
Oysters	5 medium
Scallops	2 large
Shrimp	6 large or 10 medium
Snails	50 g
Snow crab	75 mL

***Canned, drained:***

Sardines in oil, with bones*	30 g
Tuna*, salmon* (in water)	60 mL (30 g)

## Cheese

Cottage (2% M.F. or less)*	75 mL
Processed cheese,* sliced Lactantia <sup>®</sup> light, Kraft <sup>®</sup> fat-free	2 slices
Quark	60 mL (60 g)

## Legumes

***For these choices, also calculate 1 Starch exchange:***

Beans (white, black, red, mung, pinto), lentils	125 mL cooked
Chickpeas	75 mL cooked

Each serving size in the list below represents **1 medium fatty Meat and Alternatives exchange (5 g fat per amount indicated):**

### Cheese

Mozzarella, partly skim (approximately 15% M.F.)	30 g
--	------

Parmesan, light, grated (Kraft®)	45 mL
----------------------------------	-------

### Cretons made from veal, lean

	45 mL (45 g)
--	--------------

### Egg

	1 large
--	---------

### Lean or extra lean ground beef cooked without fat

	30 g
--	------

### Organ meats cooked without fat

Calf liver (caution: high in cholesterol)	30 g
---	------

Calf or pork tongue	30 g
---------------------	------

### Soy-based products

Tofu, firm	50 g
------------	------

Tofu wiener*	1
--------------	---

Each serving in the list below represents **1 high fat Meat and Alternatives exchange (8 g fat per amount indicated)**:

*Calculate 1 Fats exchange per amount indicated*

**Cheese**

Cheese,* 20% M.F. or higher (e.g., Brie, Cheddar, Swiss)	30 g
Feta*, ricotta	75 mL
Processed cheese*, sliced (Cheddar, Mozzarella, Swiss)	30 g
Processed cheese spread, light*	60 mL

**Cretons\*, regular**

45 mL

**Fatty Organ Meats**

Beef or veal brain (caution: high in cholesterol)	75 g
---	------

Each serving in the list below represents **1** very high fat Meat and Alternatives exchange (13 to 15 g fat per amount indicated):

*Calculate 2 Fats exchanges per amount indicated*

**Deli meats\***

Blood pudding*	60 g
Bologna*	2 slices/60 g
Pork sausage, fresh*	1 large/75 g
Processed meat (mock chicken)*	2 slices/60 g
Salami*	3 slices/60 g
Smoked sausage (beef, turkey, chicken, pork)*	2 links/75 g

**Peanut butter\***

30 mL

# Fats



Fats provide vitamins (A, D, E, and K) and **essential fatty acids to our body**. When eaten in **excess**, they can lead to **weight gain** and **contribute to an increase in blood cholesterol levels**. For this reason, it is best to eat them in the amount recommended in your daily meal plan.

One Fats exchange = 0 g carbohydrate  
0 g protein  
5 g fat  
45 calories

Diabetes is a significant risk factor for cardiovascular disease. To prevent heart problems from developing, keep these rules in mind:

- Limit “bad” fats: saturated, trans fats and cholesterol. These fats are found primarily in foods of animal origin and in store-bought foods that are fried or contain hydrogenated fats (e.g., shortening).
- When you need to use a fat, choose **monounsaturated** fats more often. **Polyunsaturated** fats are also recommended, but in smaller amounts.

- Canola oil, nut oil, walnuts, and ground flaxseeds are good sources of omega-3 fatty acids. Choose these more often than other types of fat.

- Remember that **moderation** is key!

To help you make wise choices, the various fat sources are listed according to the main type of fat they contain.

**Each serving in the list below represents 1 Fats exchange:**

#### Monounsaturated fat sources

Avocado	1/6
Margarine, reduced calorie*	10 mL
Margarine, soft*, non-hydrogenated	5 mL
Nuts and seeds, plain - Peanuts, cashews, hazelnuts, pecans, pistachios	15 mL

Oil: canola, olive, nut, peanut	5 mL
Olives, green or black, marinated*	5 medium or 10 small
Salad dressing, regular, store-bought* or homemade with canola, olive, nut, or peanut oil	10 mL

### Polyunsaturated fat sources

Mayonnaise	
- regular	7 mL
- light	15 mL
Mayonnaise-based salad dressing (Miracle Whip®)	
- regular	20 mL
- Calorie Wise®	35 mL
Nuts and seeds, plain	
- Pumpkin seeds, sunflower seeds, sesame seeds, walnuts, Brazil nuts	15 mL
- Ground flaxseeds	30 mL
- Soybeans, roasted	30 mL
Oil: safflower, flaxseed, corn, walnut, sesame, soybean, sunflower	5 mL
Salad dressing, regular, store-bought* or homemade with polyunsaturated oil	10 mL

### Saturated fat, trans fat and cholesterol sources

Bacon, well done*	2 small strips
Butter	5 mL
Coconut, dried, unsweetened	15 mL
Coconut, fresh, shredded	30 mL
Cream	
- 10% M.F.	45 mL
- 15% M.F.	30 mL
- 35% M.F. liquid	15 mL
- 35% M.F. whipped	30 mL
Cream cheese	15 mL
Cream cheese, light	30 mL
Lard, vegetable fat, shortening	5 mL
Liver pâté*	15 mL
Margarine, hydrogenated	5 mL
Oil: coconut or palm kernel	5 mL
Processed cheese spread* (e.g., Cheez Whiz <sup>®</sup> )	30 mL
Sour cream (14% M.F.)	30 mL
Whipped topping (Cool-Whip <sup>®</sup> , Nutri-Whip <sup>®</sup> )	60 mL

# Low Calorie Foods

Low calorie foods have little or no effect on blood glucose and blood lipid levels because they contain **less than 5 g of carbohydrate per serving** and little protein or fat. They can be eaten freely or, in certain cases, in the amount indicated. Some of these foods are high in salt, so use them in moderation! As for all the other food groups, variety is best.

**Remember that some vegetables are also low in carbohydrate and high in fibre and vitamins (see p.25).**

People whose treatment includes multiple daily injections of insulin should check with their dietitian/nutritionist on how to use this group.

One Low Calorie Food exchange = < 5 g carbohydrate  
0 g protein  
0 g fat  
< 20 calories

---

## Seasonings

Basil		Onion powder	
Cinnamon		Oregano	
Celery powder		Paprika	
Curry		Pepper	
Essences		Salad dressing, Italian, low fat*	
Fish sauce*	15 mL	Salt*	
Garlic, celery, onion salt*		Shallots	
Garlic, garlic powder		Soy sauce*	15 mL
Hot peppers		Spices*	(some blends may be high in salt)
Lemon		Vinegar	
Lemon, lime juice		Worcestershire sauce*	15 mL
Lime	1 small		
Mint			

### Beverages

Broth, clear, defatted*	
Carob powder	5 mL
Cocoa powder, unsweetened	15 mL
Coffee, tea, and tisane, plain	
Coffee creamer (powder or liquid)	15 mL
Consommés*	
Crystal Light®	
Diet soft drinks	
Hot chocolate from mix, light	1 packet/13 g
Iced tea, lemon, light	250 mL
Mineral water, bubbly, less than 20 g sodium (Na) per liter (e.g., Perrier)	
Soda water, plain	

### Condiments

Chili sauce	15 mL
Dill pickles*	
Horseradish	
Ketchup*	15 mL
Mustard powder	
Mustard, prepared*	
Relish*	10 mL
Steak* or barbecue* sauce	10 mL

### Fat Free or Low Fat Foods

Cream cheese, fat free or ultralight	45 mL
Nonstick cooking spray	
Salsa	45 mL
Sour cream, light: 5% M.F., 1% M.F., or fat free	30 mL
Taco sauce	45 mL

### No Sugar or Low Sugar Foods

Chewing gum, sugarfree	
Chewing gum, sweetened	2 sticks
Gelatin, flavored, no sugar added (sugar free Jell-O®)	250 mL
Gelatin, plain	
Hard candy, sugar free	1 candy
Ice cream cone, sugar free, waffle type	1 cone
Table syrup, unsweetened (ED Smith®)	15 mL
Sugar substitutes, noncaloric (see next page)	



# Sugar Substitutes

Various sugar substitutes are available on the market. These substitutes fall into two categories: non-caloric and caloric.

## Non-caloric sugar substitutes

A number of non-caloric sugar substitutes are approved by Health Canada. An acceptable daily intake (ADI) is recommended for each one, according to body weight. If you use these substitutes or eat foods containing them in **moderation**, you generally will not exceed the recommended intake for an adult. Pregnant or nursing women should avoid saccharine and cyclamates.

## Non-caloric Sugar Substitutes Approved by Health Canada:

Acesulfame K

---

Aspartame (Equal<sup>®</sup>, Nutrasuc<sup>®</sup>)

---

Cyclamates (Sugar Twin<sup>®</sup>, Sucaryl<sup>®</sup>)

---

Neotame

---

Saccharine (Sweet and Low<sup>®</sup>, Hermesetas<sup>®</sup>)

---

Sucralose (Splenda<sup>®</sup>)

---

Thaumatococcus

---

### Caloric sugar substitutes

Some sugar substitutes contain calories and can influence blood glucose levels. These products should be used in moderation, as part of a balanced diet.

- **Fructose** is a sugar (or carbohydrate) that causes less of an increase in blood glucose level than white sugar. There is no proof that using it as a substitute for table sugar (sucrose or saccharose) has any advantage in controlling diabetes. Consuming large quantities can result in diarrhea and an increased triglyceride levels in some people with diabetes.
- **Sugar alcohols (isomalt, lactitol, maltitol, mannitol, sorbitol, xylitol)** are carbohydrates that are not absorbed or only partially absorbed by the intestine. Thus, they have little effect on your blood glucose level and contain fewer calories than white sugar. However, if consumed in large amounts, sugar alcohols can lead to flatulence, diarrhea and other intestinal discomforts. Note that they may be used as a sugar substitute in foods that are high in fat and calories (e.g., chocolate with no sugar added).

# Alcohol

Drinking alcohol can lower your blood glucose levels and cause hypoglycemia (low blood glucose levels), especially when you drink alcohol on an empty stomach and use insulin or oral sulfonylurea medications (e.g., Amaryl<sup>®</sup>, Diabeta<sup>®</sup>, Diamicon<sup>®</sup>) or meglitinides (e.g., Gluco-Norm<sup>®</sup> or Starlix<sup>®</sup>). Alcohol can also increase your blood glucose levels and when consumed regularly or in excess, interfere with weight control, as well as blood glucose and triglyceride levels. Alcohol may also affect other medical conditions such as high blood pressure. For these reasons, you should discuss your alcohol intake with your doctor.

## Rules to follow if you drink alcohol:

- Always drink **with meals**.
- Drink in small quantities—**1 to 2 drinks** per day  
One drink equals:
  - 150 mL dry wine
  - 90 mL fortified (or sweetened) wine
  - 340 mL beer (5% alcohol)
  - 45 mL hard liquor
- Check your **blood glucose levels** more often within 24 hours of drinking alcohol.
- Remember to eat your **snacks**, especially in the evening.
- Wear **identification** indicating that you have diabetes.
- Keep a **source of sugar** on hand, in case of hypoglycemia.

**Carbohydrate:** Term used for all types of sugars (fibre, starch, sucrose, fructose, glucose, lactose, etc.).

**Dietary cholesterol:** A type of fat found in foods of animal origin.

**Dietary fibre:** A type of carbohydrate found in foods of vegetable origin. It is not digested by the body and is eliminated in the stool. Fibre can slow the absorption of sugar from the food and help reduce blood cholesterol.

**Glycemia:** Level of glucose (or sugar) in the blood.

**HDL cholesterol (HDL-C):** Often called “good cholesterol,” it is produced by the body and acts as a carrier in the blood. A high level of HDL cholesterol can help reduce the risk of cardiovascular disease by carrying fats from the blood to the liver.

**LDL cholesterol (LDL-C):** Often called “bad cholesterol,” it is produced by the body and acts as a carrier in the blood. It carries fat into the blood and promotes fat accumulation in the arteries (atherosclerosis), which can lead to cardiovascular disease.

**Lipids:** Term used for all types of fats.

**Monounsaturated fat:** Fat contained in certain foods and their oils, such as olives, avocados, peanuts, almonds, hazelnuts, pecans, pistachios, cashews, and some soft margarines. When used instead of saturated fats, it can reduce the level of “bad cholesterol” (LDL-C) and help maintain the level of “good cholesterol” (HDL-C).

**Polyunsaturated fat:** Fat contained in foods such as flaxseed, soybean, sunflower, safflower, corn, and sesame oils, some soft margarines, fish, walnuts, and pinenuts, as well as pumpkin, sesame, sunflower, and flax seeds. This fat helps reduce the level of “bad cholesterol” (LDL-C) in the blood. It includes omega-3 fatty acids, recognized as beneficial to heart health.

**Protein:** Nutrient specific to living organisms and necessary for building, repairing, and renewing all organs in the human body.

**Saturated fat:** Fat contained in a number of foods of animal origin, such as dairy products (cheese, cream, and butter), meat, and lard, as well as certain foods of vegetable origin, such as coconut, palm kernel, and palm oils. This fat increases the level of “bad cholesterol” (LDL-C).

**Triglycerides:** Fat reserves stored in the body. High levels of triglycerides in the blood can be a risk factor for cardiovascular diseases.

Converting Milliliters to Cups and Ounces to Grams?

**CONVERSION TABLE**

International System	Imperial System
<b>Volume</b>	
5 mL (milliliters)	1 teaspoon
15 mL	1 tablespoon*
30 mL	2 tablespoons
45 mL	3 tablespoons
60 mL	1/4 cup
75 mL	1/3 cup
125 mL	1/2 cup
150 mL	2/3 cup
175 mL	3/4 cup
250 mL	1 cup
<b>Weight</b>	
30 g (grams)	1 ounce
454 g	1 pound
<b>Energy</b>	
4.2 kJ (kilojoules)	1 Calorie or kilocalorie
<b>Length</b>	
2.5 cm (centimeters)	1 inch

\* one soup spoon is equal to one tablespoon.

---

## General Recommendations

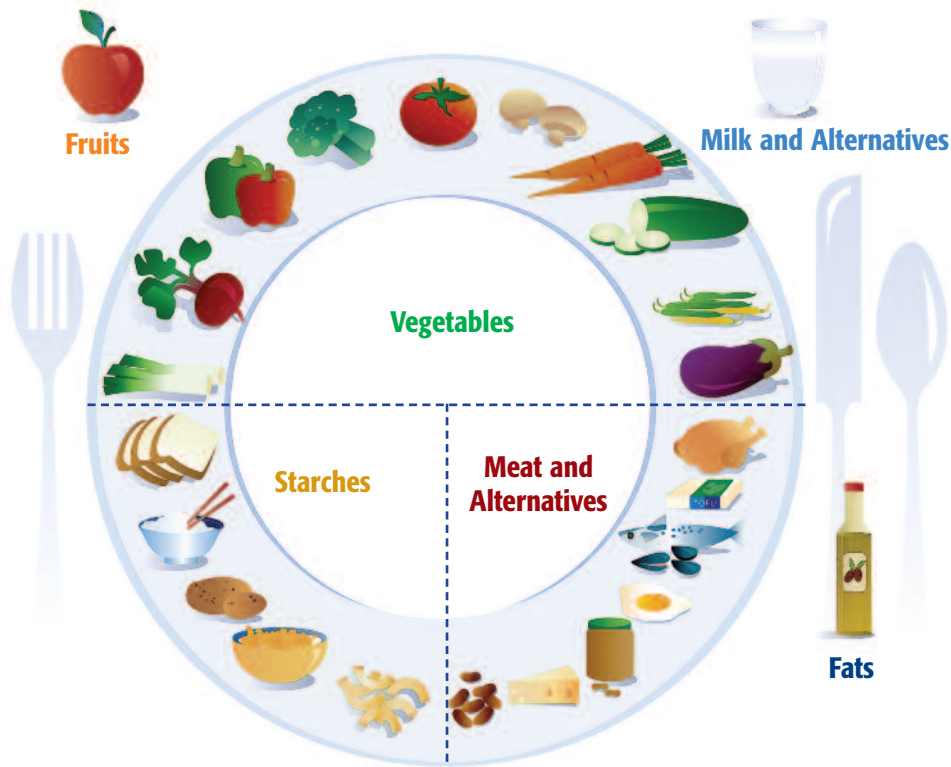
---

By following your meal plan, you will have a balanced diet and increase the chance of improving your blood glucose control.

Here are some recommendations to help you achieve your objectives:

- 1) Eat foods in the amounts recommended in your **DAILY MEAL PLAN**.
- 2) Eat all scheduled meals and snacks.
- 3) Respect the total amount of carbohydrates planned for each meal. For example, avoid eating an extra slice of bread for breakfast and leaving one out at lunch.
- 4) As much as possible, try and eat your meals (and snacks, if any) at the same time every day.
- 5) Choose a variety of foods within the same group (for example, eat different types of fruits and vegetables).
- 6) Contact your dietitian/nutritionist if your exercise program, medication, health, weight, or appetite changes significantly. Do not hesitate to consult your dietitian/nutritionist with any questions about your diet.

## Sample Balanced Meal!



**Daily Meal Plan**

Number of Exchanges

Food Groups	DAILY TOTAL	Breakfast Time:	Morning Snack Time:
Starches			
Fruits			
Vegetables			
Milk and Alternatives			
Meat and Alternatives			
Fats			

Total carbohydrates                      \_\_\_\_\_ g                      \_\_\_\_\_ g                      \_\_\_\_\_ g

Note: Foods included in the Other Foods group may occasionally replace Starch, Fruit, or Milk and Alternatives exchanges in your meal plan.



# One Step at a Time...

Changing your lifestyle takes time and motivation. Trying to change too fast can often lead to failure. Set realistic goals, give yourself time, and make sure you have all the help you need (family, friends, professionals, support groups, books).

## My goals

For example: I will eat three meals a day starting next Monday.

I will eat two kinds of vegetables at lunch and at supper.

---

---

---

---

---

---

---

---

---

---

