

Trapping 2022-2024

Ministère de l'Environnement, de la Lutte contre les
changements climatiques, de la Faune et des Parcs

Document généré le 05 September 2025 | 13 h 18

Table of contents

Trapping	3
Trapping in Québec	4
New information on trapping rules and notices	6
Trapping periods	8
Maps of fur-bearing animal management units	11
Trapper's certificate and trapping licence	13
Obtaining a trapper's certificate	14
Purchasing and sharing a trapping licence	15
General rules for trappers	19
Special rules for certain territories	25
Lands under lease granting exclusive trapping rights	29
Traps authorized by species	34
Traps authorized by species	35
List of certified traps	39
List of AIHTS-certified killing traps for mandatory use	40
List of AIHTS-certified live capture traps for mandatory	46
Certified trap identification sheet for live capture	49
List of AIHTS-certified traps recommended but not mandatory	82
Use of traps	86
Selling and exporting pelts	87

Trapping

Trapping in Québec

Trapping is governed by rules with a concern for sound wildlife management and development. The regulations are in effect from July 1, 2024 to June 30, 2026.

What to know before trapping

Trapping is the action of capturing a fur-bearing animal with traps, attempting to capture it or installing a trap.

In all, 20 species may be trapped, including black bear.

To trap in Québec, you must [obtain a trapper's certificate](#) and [take training](#) that familiarizes you with fur-bearing animals and the different trapping techniques. This certificate then allows you to [purchase a trapping licence](#).

You may trap in the fur-bearing animal management units (also known as UGAF) and on [different territories](#), while complying with the conditions applicable to each of them.

You may obtain a [lease granting exclusive trapping rights](#). It allows you to have exclusive trapping rights on land on condition that you harvest an annual minimum number of furs.

You must use an [authorized or even certified trap](#), depending on the type of fur-bearing animal. You thus will comply with good practices related to the welfare of the species.

The rules for trapping are valid for persons who reside in Québec, i.e. persons who live there at least 183 days during the year preceding the trapping activities or preceding the application to obtain a trapper's certificate. Some conditions apply to people who do not reside in Québec.

You may share your licence with your spouse, a student or a young person. [Special conditions apply](#).

<qc-notice class=" " type="information"> <h2 class="avis-titre"></h2> <p>Trapping wolverine, polar bear and grey fox is prohibited. Hare is a hunted species that necessitates a small game or snaring licence.</p> </qc-notice>

Right to trap and sharing the land

[Public land is accessible to all](#), whether for trappers or any other outdoor enthusiast. You may not appropriate public land.

When users share the land, this must be done in a spirit of harmonious coexistence.

You may not intentionally hinder a person who is lawfully trapping or accessing the land. This may include:

- disturbing or frightening an animal or fish by human, animal or any other presence, a noise or an odour
- rendering ineffectual any bait, decoy, gear, trap or implement used to trap an animal

[Any obstruction may be reported.](#)

To trap on private land, you must make a request to the owner to obtain permission to access the site.

The granting of a lease of exclusive fur-bearing animal trapping rights on a given territory does not, under any circumstances, withdraw or cancel the ancestral and treaty rights of indigenous communities to practice their traditional trapping activities on the territory concerned.

Out of a concern for respect, you must pay special attention to the place where you install your trap so that they are safe for humans.

Respecting the environment

Wildlife habitats are essential for the survival of the species. Some are protected by law (in French only). Any activity that may alter any biological, physical or chemical component peculiar to the habitat of the animal or fish concerned is prohibited without authorization.

To protect the environment, you must avoid:

- spilling oil, gasoline or any other toxic waste or substance in any place, but especially in a fish habitat, in a lake, a marsh, a swamp, a flood plain or a watercourse
- fording a body of water in a motor vehicle, or driving on a shore or watercourse bank;
- building a dam on a body water that, in addition to impeding the free circulation of fish, may alter its habitat
- removing or depositing sand, gravel or rocks in the bed of any body of water

If you witness such acts, report them by contacting [SOS Poaching – Wildlife Emergency](#).

Make sure not to travel with a motor vehicle (except for a snowmobile):

- on a dune, a beach and offshore bars
- in marshes and swamps situated in the foreshore of the St. Lawrence River downstream from Pont Laviolette, its estuary, the Gulf of Saint Lawrence, Baie des Chaleurs and the islands located in these areas
- in peat bogs in the domain of the State situated south of the St. Lawrence River, the estuary and Gulf of St. Lawrence

New information on trapping rules and notices

The trapping regulations are valid from July 1, 2024 to June 30, 2026. They are updated every two years.

Here is where you can consult new information and changes made during the year.

Changes to renewal requirements and other standards for fur trade permits

To renew a fur trader's permit, all applicants must now have done the following:

- Submitted to the Minister **before September 10 of the current year**, if applicable:
 - Copies of completed numbered register forms for the purchase of undressed pelts from hunted or trapped animals;
 - Copies of cancelled forms from this register or;
 - The last completed register number if no pelts were traded during the permit validity period;
- Paid the fees due for their fur trader permit before September 10 of the current year.

In the case of a permit renewal application, failure to meet these conditions disqualifies the permit holder from obtaining a new permit for the following year.

Use of killing snares for canids

In preparation for possible new regulation on the use of killing snares for canids, the Ministère has published a list of recommended models and components for the design and use of snares. An [illustrated document \(PDF 1.77 Mb\)](#) showing the best killing snare designs for foxes, lynx, coyote and wolf is available in the [Traps authorized by species](#) section. These new devices are authorized under trapping regulations.

Changes during the year

Other regulatory changes may occur during the year. If so, these changes are announced in our [News](#) section.

Three year notice

As of the 2027–2028 trapping period, the following traps will become mandatory.

Capture of coyotes

You must use killing snares that comply with the "[best snare designs \(PDF 1.77 Mb\)](#)" in

accordance with the Agreement on International Humane Treatments Standards (AIHTS) for the capture of coyotes.

Live capture of raccoons

You must use traps certified in accordance with the Agreement on International Humane Treatments Standards (AIHTS) for the live capture of raccoons (cages and boxes).

Removal of date of birth from the hunter or trapper's certificate

Individuals who become certified for the first time after April 1, 2024, as well as those who request a replacement of their hunter or trapper certificate after this date, will receive a card that does not have the holder's date of birth.

Trapping periods

The trapping periods vary according to the species groups trapped and the fur-bearing animal management unit (also known as UGAF).

The Indigenous have the exclusive right to trap in UGAF 6, 7 (except for the wildlife reserve La Vérendrye), 29, 31, 32, 50, 56 and 87 to 96.

Long-tailed weasel, least weasel, Eastern grey squirrel, red squirrel, ermine, American marten and fisher

UGAF	Periods
1, 2, 3, 4, 5, 6, 7, 11, 13, 17, 31, 32, 39, 41, 42, 43, 44, 45, 46, 47, 48, 49, 50, 51, 52, 53	From October 18 to March 1
8, 9, 10, 12, 14, 15, 18, 19, 20, 21, 22, 23, 26, 27, 28, 29, 30, 33, 34, 35, 36, 37, 38, 40	From October 25 to February 15
16, 70, 71, 72, 73, 74, 75, 76, 77, 78, 79, 80, 81, 82	From October 25 to February 1
24, 25, 83, 84, 85, 86	From October 25 to March 1
54, 55, 56, 57, 58, 59, 60, 61, 62, 63, 64, 65, 66	From October 18 to March 15

[Download the map of the trapping sectors and periods for long-tailed weasel, least weasel, Eastern grey squirrel, red squirrel, ermine, American marten and fisher \(in French\) \(PDF 171 Kb\).](#)

Striped skunk and raccoon

UGAF	Periods
1, 2, 3, 4, 5, 6, 7, 11, 13, 17, 31, 32, 39, 41, 42, 43, 44, 45, 46, 47, 48, 49, 50, 51, 52, 53	From October 18 to March 1
8, 9, 10, 12, 14, 15, 18, 19, 20, 21, 22, 23, 26, 27, 28, 29, 30, 33, 34, 35, 36, 37, 38, 40	From October 25 to February 15
16, 70, 71, 72, 73, 74, 75, 76, 77, 78, 79, 80, 81, 82	From October 25 to February 1
24, 25, 83, 84, 85, 86	From October 25 to March 1
54, 55, 56, 57, 58, 59, 60, 61, 62, 63, 64, 65, 66	From October 18 to March 15

[Download the map of the trapping sectors and periods for striped skunk and raccoon \(in French\) \(PDF 450 Kb\).](#)

Beaver and North American river otter

UGAF	Periods
1, 2, 3, 4, 5, 6, 7, 8, 9, 10, 11, 12, 13, 14, 15, 17, 18, 19, 20, 21, 22, 23, 26, 27, 28, 29, 30, 31, 32, 33, 34, 35, 36, 37, 38, 39, 40, 41, 42, 43, 44, 45, 46, 47, 48, 49, 50, 51, 52, 53, 54, 55, 56, 57, 58, 59, 60, 61, 62, 63, 64, 65, 66, 68	From October 18 to March 22
16, 24, 25, 70, 71, 72, 73, 74, 75, 76, 77, 78, 79, 80, 81, 82, 83, 84, 85, 86	From October 25 to March 15

[Download the map of the trapping sectors and periods for beaver and North American river otter \(in French\) \(PDF 2.55 Mb\).](#)

Coyote, wolf, Arctic fox and red fox

UGAF	Periods
1, 2, 3, 4, 5, 6, 7, 11, 13, 17, 20, 21, 29, 30, 31, 32, 33, 34, 35, 38, 39, 41, 42, 43, 44, 45, 46, 47, 48, 49, 50, 51, 52, 53	From October 18 to March 1
8, 9, 10, 12, 14, 15, 16, 18, 19, 22, 23, 24, 25, 26, 27, 28, 36, 37, 40, 70, 71, 72, 73, 74, 75, 76, 77, 78, 79, 80, 81, 82, 83, 84, 85, 86	From October 25 to March 1
54, 55, 56, 57, 58, 59, 60, 61, 62, 63, 64, 65, 66	From October 18 to March 15
68	From October 18 to March 15
69	From December 15 to December 31

[Download the map of the trapping sectors and periods for coyote, wolf, Arctic fox and red fox \(in French\) \(PDF 734 Kb\).](#)

Canada lynx and bobcat

UGAF	Periods
1, 2, 3, 4, 5, 6, 7, 11, 13, 17, 20, 21, 29, 30, 31, 32, 33, 34, 35, 38, 39, 41, 42, 43, 44, 45, 46, 47, 48, 49, 50, 51, 52, 53	From October 18 to March 1
8, 9, 10, 12, 14, 15, 16, 18, 19, 22, 23, 24, 25, 26, 27, 28, 36, 37, 40, 70, 71, 72, 73, 74, 75, 76, 77, 78, 79, 80, 81, 82, 83, 84, 85, 86	From October 25 to March 1
54, 55, 56, 57, 58, 59, 60, 61, 62, 63, 64, 65, 66, 68	From October 18 to March 15
69	From December 15 to December 31

[Download the map of the trapping sectors and periods for Canada lynx and bobcat \(in French\) \(PDF 2.73 Mb\).](#)

Muskrat and American mink

UGAF	Periods
1, 2, 3, 4, 5, 6, 7, 8, 9, 10, 11, 12, 13, 14, 15, 17, 18, 19, 20, 21, 22, 23, 26, 27, 28, 29, 30, 31, 32, 33, 34, 35, 36, 37, 38, 39, 40, 41, 42, 43, 44, 45, 46, 47, 48, 49, 50, 51, 52, 53	From October 18 to April 21
16, 24, 25, 70, 71, 72, 73, 74, 75, 76, 77, 78, 79, 80, 81, 82, 83, 84, 85, 86	From October 25 to April 21
54, 55, 56, 57, 58, 59, 60, 61, 62, 63, 64, 65, 66, 68	From October 18 to May 15

The muskrat and American mink underwater cage trapping periods are presented in the following table.

UGAF	Underwater cage trapping periods
1 à 15, 17 à 23, 26 à 68	From October 18 to December 31
16, 24, 25, 70 à 86	From October 25 to December 31

[Download the map of the trapping sectors and periods for muskrat and American mink \(in French\) \(PDF 291 Kb\).](#)

Black bear

The [black bear trapping period is subject to a trap limit](#).

UGAF	Periods
1, 2, 3, 4, 5, 6, 7, 11, 13, 17, 20, 21, 29, 30, 31, 32, 33, 34, 35, 38, 39, 41, 42, 43, 44, 45, 46, 47, 48, 49, 50, 51, 52, 53, 54, 55, 56, 57, 58, 59, 60, 61, 62, 63, 64, 65, 66	From May 15 to June 30 And From October 18 to December 15
8, 9, 10, 12, 14, 15, 16, 18, 19, 22, 23, 24, 25, 26, 27, 28, 36, 37, 40, 70, 71, 72, 73, 74, 75, 76, 77, 78, 79, 80, 81, 82, 83, 84, 85, 86	From May 15 to June 30 And From October 25 to December 15

Maps of fur-bearing animal management units

Québec is divided into 96 fur-bearing animal management units (also known as UGAF), which account for the range of species.

Consult the maps to see their limits.

[UGAF 1 to 7 \(PDF 1.73 Mb\)](#)

[UGAF 8 to 15 and 17 to 19 \(PDF 1.78 Mb\)](#)

[UGAF 20 to 24 \(PDF 918 Kb\)](#)

[UGAF 25 to 29 \(PDF 839 Kb\)](#)

[UGAF 30 to 32 \(PDF 694 Kb\)](#)

[UGAF 33 to 37 \(PDF 0.95 Mb\)](#)

[UGAF 38 to 41 \(PDF 0.95 Mb\)](#)

[UGAF 42 to 53 \(PDF 804 Kb\)](#)

[UGAF 54 to 60 \(PDF 838 Kb\)](#)

[UGAF 58 to 64, 67 and 68 \(PDF 674 Kb\)](#)

[UGAF 63 to 68 \(PDF 594 Kb\)](#)

[UGAF 69 to 73 \(PDF 594 Kb\)](#)

[UGAF 74 to 77 \(PDF 765 Kb\)](#)


[UGAF 78 and 79 \(PDF 765 Kb\)](#)

[UGAF 16, 80 and 81 \(PDF 722 Kb\)](#)

[UGAF 82 \(PDF 862 Kb\)](#)

[UGAF 83 to 86 \(PDF 870 Kb\)](#)

[UGAF 87 to 96 \(PDF 895 Kb\)](#)

 **View the UGAF**
You can also view the animal management tools to be provided by consulting the [h](#)

[https://www.foretouverte.gouv.qc.ca/?context=_chasse&zoom=7¢er=-74.50695,49.03704&invisiblelayers=*&visiblelayers=5d7a10cd6ffbbf709a33e93bd511e6ab,2732c32ca9bf004571405f095ac419cf,f35facadb5c232cc432b90bb6bef7c91" target="_blank" rel="noreferrer" data-external-link="true">interactive map](https://www.foretouverte.gouv.qc.ca/?context=_chasse&zoom=7¢er=-74.50695,49.03704&invisiblelayers=*&visiblelayers=5d7a10cd6ffbbf709a33e93bd511e6ab,2732c32ca9bf004571405f095ac419cf,f35facadb5c232cc432b90bb6bef7c91).

Trapper's certificate and trapping licence

Obtaining a trapper's certificate

It is necessary to obtain a certificate with a "P" code to purchase a trapping licence.

To obtain a trapper's certificate, a person who resides in Québec must comply with the following conditions:

- be at least 12 years of age
- have taken the training on trapping and management of fur-bearing animals note given by the associations affiliated to the Fédération des trappeurs gestionnaires du Québec (FTGQ)
- pass the examination

[Finding training](#)

After successfully completing the training, you may purchase your trapper's certificate at [a licence sales outlet](#).

The certificate issued is permanent and bears a "P" code for trapping. Other codes may be entered if [you have taken other training](#).

You may replace your certificate if it was lost, damaged or stolen, depending on the facts.

Cancelled certificate

If a court judgment recognizes that you have committed an act of poaching and results in the cancellation or suspension of your certificate for a specified period, you must know the following:

- **during this cancellation or suspension period**, you may not procure or attempt to procure a professional trapping licence. If you take training during this period, it will not be recognized.
- **at the end of the cancellation period**, you must again take the training necessary to obtain a trapper's certificate, namely the course on trapping and management of fur-bearing animals.

If your licence or your certificate is suspended or if you are prohibited from having one in a province or a territory of Canada, you may not obtain an equivalent licence or certificate in Québec, during the period covered by the prohibition.

Canceling the certificate of a deceased person

To learn how to cancel the certificate of a deceased loved one, go to [Canceling the certificate of a deceased person](#).

Purchasing and sharing a trapping licence

Purchasing a licence

To purchase a professional trapping licence, you must:

- be a resident of Québec
- have a valid trapper's certificate
- purchase it at a [licence sales outlet](#) or on [My Hunting and Fishing Account platform](#).

The professional trapping licence is valid effective from its date of issue to July 1 following that date. It includes four transportation coupons to be affixed to black bears that are subject to a [trap limit](#).

<qc-notice class=" " type="information"> <p>A person may not have more than one professional trapping licence.</p> </qc-notice>

You must sign your licence. If it contains errors relating to your name and date of birth or if your address has changed, you must write the correct information on the back of your licence.

Carry your licence on your person

You must carry your professional trapping licence on your person at all times when you engage in your activity.

If a wildlife protection officer or assistant asks to see it, you must present it immediately. To prove you are the licence holder, a photo ID will be required during this check.

If you do not have your licence in your possession, you will be given a notice. You will have seven days to complete the [online form](#) or go to a wildlife protection office to prove you have a trapping licence.

If you do not submit this form, penal sanctions will apply.

Replacing a lost, stolen or unusable licence

In case of loss or theft of a licence or when the licence has become unusable, you must purchase a replacement licence at a sales outlet so you can continue trapping.

Trapping licence for non-residents of Québec

To purchase a professional trapping licence, a non-resident of Québec must be 12 years of age or older. The person does not need to take training or have a certificate to purchase a licence.

Non-residents of Québec may trap on their private land. The non-resident may also trap in the territory described in the lease granting exclusive trapping rights of a holder of an outfitter's licence or professional trapping licence. The non-resident must have and carry the [authorization document \(PDF 277 Kb\)](#) confirming permission to trap there.

Selling price of a licence

The rates below include taxes and the contribution paid to the Fondation de la faune du Québec. However, the contribution does not apply to the replacement permit.

2025-2026 season

Licence types	Residents	Non-residents
Professional trapping licence	\$36.70	\$461.71
Replacement licence	\$7.01	\$7.01

Indemnity for accident

A person who has a trapping licence may receive an indemnity if seriously injured (permanent total disability, complete and incurable loss of an eye) when engaging in such activity. The same applies for the family of a trapper who dies in a trapping accident. To be able to obtain an indemnity, the person must have engaged in trapping legally for recreational purposes. On certain conditions, the lump sum may vary from \$2500 to \$5000.

For information, contact us.

Contact us



[1-877-346-6763](tel:1-877-346-6763)



880, chemin Sainte-Foy
Québec (Québec) G1S 4X4

Sharing a trapping licence

You may share your professional trapping licence with your spouse, young people under 18 years of age or students 18 to 24 years of age.

Spouse

Your spouse may trap under your licence. The term “spouse” is defined as a person who has lived with another person in a conjugal relationship for at least one year or a person united with another person by the bonds of marriage.

Your spouse must carry your licence when not accompanied by you. Any spouse who is a resident of Québec must also carry their trapper's certificate.

Young person and student

A young person under 18 years of age may trap without a licence if accompanied by an adult who possesses and carries a professional trapping licence. A young person may also be accompanied by this adult's spouse. This spouse must carry the licence concerned and, in the case of a resident of Québec, must carry a trapper's certificate.

A student 18 to 24 years of age with a valid student card and a young person 12 to 17 years of age may trap:

- if they carry the professional trapping licence of one of their parents or a parent's spouse. If they are residents of Québec, they must carry their trapper's certificate
- if the licence holder or the licence holder's spouse accompanies them and carries their licence. The spouse must carry the licence concerned. If they are residents, these young people and students must carry their trapper's certificate.

A young person, a student or a spouse who traps in a territory under lease granting exclusive trapping rights must also carry the document attesting to the authorization to trap obtained from the leaseholder.

The capture of black bears by these persons must be accounted for in the permitted [trap limits](#). If they trap on land under a lease granting exclusive trapping rights, their captures may be included in the commercial harvesting threshold of the land's lessee if it is not reached.

Any persons holding their own trapping licence may trap without being accompanied.

Accompaniment without trapping in certain wildlife areas

Occasionally, persons may accompany you during your trapping activities to engage in an activity related to trapping. For any other activities, they must comply with the regulations of the territory.

In the sectors of a [wildlife reserve where white-tailed deer or moose are hunted subject to quotas](#), travel is permitted for a professional trapping licence holder and a lessee of a lease granting exclusive trapping rights on this wildlife reserve for the persons they have authorized to trap for the purpose of engaging in trapping.

Outside hunting periods subject to quotas for white-tailed deer and moose in a wildlife reserve, a person who accompanies a trapper may travel with a vehicle, including an off-road vehicle, to participate in an activity related to trapping on that wildlife reserve.

In a controlled harvesting zone (ZEC), the accompanying person, when the by-law adopted by the managing body so requires, must register at the reception station and pay the amount established to travel with a vehicle. Where applicable, the accompanying person must carry the proof of registration and show it immediately to a wildlife protection officer or assistant who requests it. The accompanying person must also place the proof of registration on the dashboard of the vehicle so that it is legible from outside the vehicle and return it to the reception station when leaving the ZEC.

General rules for trappers

When you trap, different rules must be respected.

Authorized means of trapping

You can trap an animal using:

- [trapping gear authorized](#) for each species;
- a bait, i.e., a nutrient or odour intended to lure an animal to trap it;
- a lure, i.e. an inanimate object or artificial reproduction of an animal's shape. It can be a naturalized animal used to attract or entrust an animal to trap it;
- a dog to locate the muskrat for trapping;
- a [breach in a beaver dam](#) to check its presence.

In general, traps should be installed while ensuring that the trapped animal can never be suspended without support.

See our [Use of traps](#) section for current restrictions.

Use of a weapon and trapping hours

You may use a firearm to kill a beaver, coyote, wolf, lynx, striped skunk, raccoon, fox or black bear caught in a trap.

To [use a firearm](#), a person under 18 years of age must be under the immediate supervision of a person 18 years of age or over who is in legal possession of this firearm, without forgetting the other rules relating to acquisition of a firearm.

You are forbidden to board any motorized ground vehicle, aircraft or trailer towed by a vehicle and:

- at all times, be in possession of a loaded crossbow or a crossbow of which the string is drawn and attached to the firing mechanism or a firearm containing an unfired cartridge placed in the chamber, loader or magazine if attached to the weapon, or a muzzle-loading weapon containing powder, a projectile and a primer on the chimney or powder in the pan
- fire a firearm, crossbow or bow from this vehicle, aircraft or trailer
- at night, be in possession of an unloaded firearm, bow or crossbow, unless these weapons are stored in a closed case or stored in the trunk of the vehicle or in the hold of the aircraft.

At night, you may not be in possession of a loaded firearm or a loaded crossbow in a place frequented by big game without a reasonable excuse, unless you are engaging in a permitted hunting activity.

Trappers who occasionally use a firearm must comply with the regulations in effect. To learn more, consult the [rules on the use of hunting weapons, ammunition and other gear](#). You must also study the. You must also study the [federal and municipal rules applicable to firearms](#).

A professional trapper who has the required authorizations and training may obtain an authorization to carry restricted firearms. For more information, contact the [Royal Canadian Mounted Police](#).

Trapping hours

Trapping may be done at night. The rules define night as the period extending from 30 minutes after sunset to 30 minutes before sunrise.

However, during this period, if the trapper has a projector and a firearm, a crossbow or a bow in a place frequented by big game, the trapper is presumed to be hunting at night, in the absence of any proof to the contrary.

It is also prohibited to use a projector, a reflector or a lighting, night vision or thermal imaging device to detect the presence of big game in a place frequented by it.

To know the sunrise and sunset times, you may use the function provided for this purpose on a GPS or consult the Government of Canada [sunset/sunrise calculator](#) (information provided based on Eastern Standard Time).

Trap limits and special conditions for black bear

The black bear is the only trapped species concerned by a trap limit. This varies between two and four per year, depending on the Fur-Bearing Animal Management Unit (known as UGAF) where you are trapping:

- **two black bears** in UGAF 1 to 7, 11, 30 to 32, 42 to 54, 75 to 79 and 82
- **three black bears** in UGAF 16, 80, 81 and 83 to 86
- **four black bears** in UGAF 8 to 10, 12 to 15, 17 to 29, 33 to 41, 55 to 66, 70 to 74.

A trapper may capture no more than four black bears on certain conditions.

The annual trap limit for black bear is fixed according to the UGAF and not the conditions of a lease with exclusive trapping rights for land situated in this UGAF.

If another person is authorized to trap on the leaseholder's land, this person may benefit from the trap limit not reached by the leaseholder. This person must trap the additional black bears on this land. The black bears captured will be considered to have been trapped by the leaseholder and must be registered in the leaseholder's name, even if the trapper is not the leaseholder.

Registration and transportation coupon

When you capture a black bear, you must affix the transportation coupon attached to your trapping licence, **before moving it**. If the black bear is captured on a territory under a lease of exclusive rights, the transport coupon must come from the leaseholder's professional trapping licence of this lease or from another holder of a professional trapping license who has been authorized to trap there.

Within 15 days of leaving your trapping location, you must register your bear according to the following two options:

1. Go a registration station

Registration in person is possible if you go to a registration station or if you have no Internet access. You will have to pay fees for the service provided by the business.

[Consult the list of open registration stations](#) (in French).

2. Complete the form available online

Online registration allows you to avoid travelling to register your bear. This government service is free.

[Complete the registration form](#)

Information to provide

To be able to proceed with registration, you must have the following information in hand:

- your full name, address and telephone number
- your hunter's or trapper's certificate number
- your trapping licence number.

The transportation coupon must stay attached to the animal until it is butchered.

If the pelt is bound for dressing or sale, the transportation coupon must stay attached to it.

These same rules apply in the case of a black bear captured on land with exclusive trapping rights by a person authorized to trap there by the leaseholder. The animal must be registered in the name of the person who captures it. Keep your proof of registration if you want to export the animal.

The holder of a professional trapping licence who captures a black bear must, at the request of a wildlife protection officer, have it registered with that officer immediately.

Use of bait for bear

It is forbidden to deposit a nutritional substance as bait for black bear during the following periods:

- from **July 1 to August 31** for Fur-Bearing Animal Management Units 1 to 5, 7 to 37, 41 to 49, 51 to 55 and 70 to 86.
- from **July 1 to August 15** for Fur-Bearing Animal Management Units 6, 38 to 40, 50, 56 to 66.

Accidental captures

Accidental capture refers to the involuntary capture of an animal:

- whose capture is prohibited during the period in question
- of a species that is not the object of trapping
- using an unauthorized trapping device for the species

In case of accidental captures of dogs, deer or other unintended species, the use of safe tools is recommended to release them (e.g. tarp, handmade shield, handling claw, collar, restraint pole, cable cutter, etc.).

If you accidentally capture a bird of prey in one of your traps, whether dead or alive, you must report it to [SOS Poaching – Wildlife Emergency](#). A wildlife protection officer will come visit you to recover the bird of prey and deliver it to the wildlife rehabilitation centre.

When the bird is alive, you must:

- put on thick gloves that will protect you from claw or beak strikes;
- cover its head with a hood or cover to block its vision and calm it. If there are two of you, one diverts the bird while the other covers it by passing behind it;
- control the bird's feet by covering the claws with a cloth (towel, scarf, etc.);
- hold the bird securely in your arms while another person cuts the snare or opens the trap. If you are alone, you must wrap the whole bird in a cloth (except the foot that is caught, as the case may be) to be able to cut the snare or open the trap;
- transport the bird wrapped or in a jute pouch until you have a large perforated plastic container or a solid cardboard box. The bottom of the container must be filled with

newspaper strips;

- remove the cloth and place it in this container. It is important **never to place a bird of prey in a wire cage**, because it could injure itself;
- keep it in a dark place, at about 22°C.

[Watch this video for tips](#) (in French only) on how to reduce incidental catch and how to handle a bird of prey.

Certain animals found injured or dead must be reported to a wildlife protection officer and you must turn it over to the officer if so required.

[Consult the list of animals that must be declared.](#)

Any fish captured accidentally must be returned immediately, dead or alive, to the waters where it was caught.

It is prohibited to have possession of a migratory bird unless you hold a specific licence issued for this purpose. In case of accidental capture, the migratory bird must be left immediately, dead or alive, where it was caught.

Tips for reducing accidental capture risks

To avoid accidental captures, follow these tips:

- avoid installing or laying snares between the bait deposit site and an open area (e.g. field, road, trail). This space could serve as landing areas for a bird of prey or access paths for a pet (e.g. dog);
- maintain a minimum distance of 10 m between the snares closest to the site where the bait is located;
- deposit the bait in a receptacle, hide it or bury it completely and fasten it solidly, if possible;
- avoid clearing the bait deposit site.

[Read this document to better understand how to apply these tips \(PDF 2.10 Mb\).](#)

Possession of animals, fish or pelts

Possession of a bear gall bladder separated from the animal carcass is prohibited.

Every person who transports or is in possession of an animal, fish or undressed pelt shall, at the request of a wildlife protection officer or wildlife protection assistant, identify themselves and indicate the origin of the animal, fish or pelt.

Possession of a raw polar bear pelt is subject to special rules. For more information on this subject, contact the Bureau de la gestion de la faune du Nord-du-Québec.

[Keeping animals in captivity](#) is subject to rules.

Occasionally, the use of fish as bait is permitted. Some rules apply:

- a trapper who has possession of freshwater, anadromous or catadromous fish, caught by sport fishing elsewhere than at the trapper's permanent residence, must not skin, cut or pack it in a manner that makes it difficult to determine the species, the length (when a size limit applies) or the number of fish
- trappers must pay special attention to the quantity of fish in their possession for species for which a possession limit applies. Consult the [sport fishing rules](#)
- a trapper who is in possession of fish caught under a commercial fishing licence does not have to comply with the possession limits
- a trapper may not transport live fish.

Sale and purchase of game and fish

It is forbidden to sell or purchase an animal, an invertebrate or a wildlife by-product, the sale of which is prohibited by regulation.

The sale or purchase of bear gallbladder and bile is prohibited.

The purchase and sale of the edible flesh of any animal that was caught legally and for which a trapping period is provided are permitted from the third day after the opening of the trapping period of this animal up to the fifteenth day after its closing.

It is forbidden to sell, barter, purchase or offer to purchase freshwater fish.

However, a person may sell or purchase dead fish if they were caught with a commercial fishing licence or if they come from a fish farm.

Special rules for certain territories

Trapping is done in different types of territories. Some special rules apply for them. Trappers must determine exactly where they want to trap.

To know the detailed limits of a territory targeted for trapping, contact the wildlife protection office in the region concerned.

Free areas of lands in the domain of the State and private lands

The holder of a professional trapping licence for resident may trap on lands in the domain of the State, except for beaver reserves with exclusive rights for Indigenous People and Inuits.

The licence holder may also trap on private land. You then must request the landowner's authorization before accessing private land.

In a periurban environment, you must account for the presence of other people when you trap. Consult [La chasse à l'aube du XXI^e siècle \(PDF 573 Kb\)](#) (in French) for the applicable rules.

Some owners in the Bas-Saint-Laurent, Centre-du-Québec, Chaudière-Appalaches, Estrie and Montérégie regions have made an agreement with the Government to facilitate wildlife management and access to private land for trappers. If you trap without authorization on these properties, you could be prosecuted directly by the Government.

This measure is also valid for lands covered by an agreement made between an owner and an association or an organization with the vocation of favouring access by trappers to private land and which is recognized for this purpose by the Government, for the purposes of access to wildlife.

Outfitters holding exclusive trapping rights

Some outfitters hold exclusive trapping rights in their territory. To trap there, you must obtain the outfitter's authorization and carry the document attesting to this. You must show the document to a wildlife protection officer or assistant on request.

To know that outfitters hold these exclusive trapping rights, contact the [wildlife protection office](#) of the region concerned.

Lands under lease granting exclusive trapping rights

The holder of a professional trapping licence may obtain land under lease granting exclusive trapping rights. The Government offers this land by random draw every year.

To obtain such land, [consult the information and the conditions to be respected](#).

Wildlife preserves

In a wildlife preserve, certain conditions for use of resources are established to conserve the habitat of wildlife or a wildlife species.

Special restrictions may apply to trapping, depending on the wildlife preserve.

Deux-Montagnes Wildlife Preserve (UGAF 24) and Îlet-aux-Alouettes Wildlife Preserve (UGAF 41): trapping is prohibited

Grande-Île Wildlife Preserve (UGAF 25): trapping is prohibited from April 1 to July 31

Pointe-du-Lac Wildlife Preserve (UGAF 37): hunting, entering, travelling about or engaging in any activity is prohibited from September 25 to December 26

Battures-de-Saint-Fulgence Wildlife Preserve (UGAF 52): trappers may travel anywhere in the wildlife preserve during trapping periods to enter their trapping areas or to recover trapped animals

Île Laval Wildlife Preserve (UGAF 55): trapping is permitted by observing the conditions of access to the territory

Pointe-de-l'Est Wildlife Preserve (UGAF 69): trapping is permitted by observing the conditions of access and travel on this territory

Rivière-des-Mille-Îles Wildlife Preserve (UGAF 24 and 86): a trapper may have access and travel anywhere on this preserve.

Wildlife reserves

A person who engages in trapping on a wildlife reserve may travel on the reserve during the hunting periods for moose and white-tailed deer subject to access by quota.

Nature reserves

A nature reserve is a private property protected by a conservation agreement made between an owner and the Minister of the Environment, the Fight Against Climate Change, Wildlife and Parks. The purpose of its recognition is to guarantee the maintenance of the natural characteristics justifying the interest in ensuring the conservation of this property. It is governed by the provisions of the Natural Heritage Conservation Act.

On a nature reserve, wildlife harvesting activities may be subject to measures more restrictive than those provided in the provincial regulations. Before travelling on this private property, it is necessary to obtain the owner's authorization and be informed about the special measures in effect.

For more information, visit the [website of the Ministère de l'Environnement, de la Lutte contre les changements climatiques, de la Faune et des Parcs](#) (in French only) or call the toll-free line at [1 800 561-1616](#).

Migratory Bird Sanctuaries and National Wildlife Areas

Migratory Bird Sanctuaries and National Wildlife Areas are managed by the Government of Canada. Trapping may be permitted there on certain conditions.

For more information, visit the [Environment and Climate Change Canada website](#) or call the toll-free line at [1 800 668-6767](#).

Hunting and fishing reserves

Hunting and fishing reserves benefit from special regulations, which differ from one reserve to another. Some of them require an authorization to travel or engage in an activity on the reserve. Others prohibit the possession of weapons or hunting gear within their limits.

James Bay, Northern Québec and Northeastern Québec beaver reserves and territories

With the exception of the Saguenay beaver reserve, the James Bay, Northern Québec and Northeastern Québec beaver reserves and territories are reserved exclusively for Indigenous people under the Regulation respecting beaver reserves and the Act respecting hunting and fishing rights in the James Bay and New Québec territories.

These territories are located north of the 49th parallel and touch certain parts of the Abitibi-Témiscamingue, Outaouais, Haute-Mauricie, Saguenay–Lac-Saint-Jean and Côte-Nord regions. This measure concerns Fur-Bearing Animal Management Units (UGAF) 6, 7, 29, 31, 32, 50, 56 and 87 to 96.

Places where trapping is prohibited

Trapping is prohibited in a provincial or federal national park, a forest station or an ecological reserve and in UGAF 67.

Trapping is also prohibited in the following territories:

- Laurentides (Centre touristique et éducatif des Laurentides in Saint-Faustin) (UGAF 23)
- Bois-de-Belle-Rivière (municipality of Mirabel) (UGAF 24)
- Massif de la Petite-Rivière-Saint-François (UGAF 40)
- Les Palissades (UGAF 41)
- Centre d'études et de recherches Manicouagan (UGAF 57)
- Charles-B.-Banville (UGAF 76)

- Drummondville (located in Saint-Majorique and Drummondville) (UGAF 82) and, from the third Saturday of September to December 26, on a portion of the Beauharnois Canal and the lands bordering it (UGAF 84)
- Chute-à-Michel (Cégep de Saint-Félicien) (UGAF 47)
- the properties of the [National Capital Commission](#) (UGAF 9), which include the Gatineau Park hunting reserve
- Sector A of Forêt Montmorency.

Lands under lease granting exclusive trapping rights

Traplines are parcels of land reserved for trapping. They may be located a wildlife reserve a controlled harvesting zone (ZEC), or lands in the domain of the State, but outside [beaver reserves and Agreement territories](#).

The harvesting of a trapline is conditional on obtaining a lease with exclusive trapping rights for a nine-year term. This lease sets the conditions between the Gouvernement du Québec and the lessee relating to the harvesting of fur-bearing animals on this land. The exclusive rights awarded on a trapline are subject to compliance with the conditions of the lease. To know the geographic location and territorial boundaries of a trapline, you must write to the wildlife protection office of the region where it is located.

Obtaining, renewing and expanding a trapline

The holder of a professional trapping licence may hold land under lease granting exclusive trapping rights. The Government offers the available leases by a random draw each year around mid-June.

To obtain a lease, you must:

- be a resident of Québec
- have a trapper's certificate with a "P" code
- be at least 18 years of age
- be registered for the random draw on the website of [Société des établissements de plein air du Québec \(Sépaq\)](#) (in French only).

A person may have only one lease. A person may participate in the random draw even if he or she holds a lease, but the winner of the draw must [transfer or exchange the surplus land](#).

Any other holder of a professional trapping licence may trap on land under lease granting exclusive trapping rights with the authorization of its lessee. This person must carry the [document attesting to the authorization to trap \(PDF 277 Kb\)](#) obtained from the leaseholder. The person must show the document to a wildlife protection officer or assistant on request. The same rule applies to trapping on the land of an outfitter with exclusive trapping rights.

The lessee of a lease granting exclusive trapping rights must comply with the commercial pelt limit.

Paying the rent

You must pay the rent of your trapline each year by going to a [licence sales outlet](#), between September 1 and November 1.

The cost of the rent is calculated according to the area of the land.

On April 1 of each year, the rate is indexed based on the Consumer Price Index (CPI) published by Statistics Canada.

The rent payment is non-refundable. It applies for an annual period extending from September 1 to August 31 of the following year.

If the conditions of the lease are respected, a payment notice is sent by mail before September 1. The lease payment can be made separately upon the purchase of the trapping licence in two separate transactions at a sales outlet. As proof, the receipts for payment of the lease and the trapping licence must be retained.

Buildings

You may construct buildings, such as a camp, to engage in your activity. However, you must comply with the standards and conditions established by regulation.

If you lose or abandon your trapping rights, you must transfer the buildings to the new lessee according to the stipulated conditions. The new lessee may only trap on the land after acquiring these buildings.

In the event the actual value of the buildings exceeds the maximum value established by regulation (\$12 400) and if you do not authorize their sale at this maximum value, you must demolish or remove them within one year.

Renewing and expanding a trapline

To retain your lease, you must:

- pay your rent each year
- purchase your annual professional trapping licence
- comply with the [commercial harvesting limit](#)
- comply with the standards and conditions for construction and location of buildings

If the first two conditions are not respected, your lease will be cancelled.

Your lease will be renewed automatically if you comply with all the above-mentioned conditions. A new lease will be sent to you by mail. Check the accuracy of the personal information on each copy of the lease before signing it and returning it. If your contact information changes, send it to a person responsible at the controlled harvesting zone (ZEC), the wildlife reserve or the outfitter where your trapline is located.

If you wish to expand or change the area or boundary of a trapline, you must request this in writing to the wildlife protection office of the region concerned. Standardization criteria apply so that the area of a trapline complies with the average area of all the traplines of one or more fur-bearing animal management units (known as UGAF). You must also fulfill the performance

criteria (e.g. trapper's yield, exemplary record, etc.).

When the change is granted, you must pay a rent according to the new total area recorded on the lease.

The Government exceptionally could change the limits or the area of a trapline, for example, if there is a need to harmonize the use of a territory's natural and wildlife resources.

Transferring, exchanging or cancelling a lease

You may transfer your lease with exclusive trapping rights to another trapper. You must complete the [transfer application \(PDF 118 Kb\)](#) by communicating with the [wildlife protection office](#) of the region concerned before August 1 of the current year.

You must assign your lease to a trapper who holds a valid trapper's certificate with a "P" code and have trapped on your trapline during the year before the transfer of the lease.

The new lessee will have to pay the file analysis fees.

Moreover, the new lessee must not have received a lease cancellation notice nor have been convicted of an offence resulting in the cancellation or suspension of a hunter's or trapper's certificate during the two years preceding the date of the transfer application.

If buildings such as a camp are erected on the trapline, you must wait for the written authorization of the ministère de l'Environnement, de la Lutte contre les changements climatiques, de la Faune et des Parcs (MELCCFP). The MELCCFP will verify the eligibility of a transfer of the lease (including an exchange of traplines) before proceeding with their sale. The application must include a deed recognizing the assignment of the buildings erected on the land indicated in the new lessee's lease. The transfer of the lease will be authorized when all the conditions are fulfilled.

You may exchange your trapline with another leaseholder with exclusive trapping rights. Your [exchange application \(PDF 118 Kb\)](#) must be made in writing to the Ministère de l'Environnement, de la Lutte contre les changements climatiques, de la Faune et des Parcs before August 1 of the current year. Each of the holders must have trapped on the trapline during the year of the transfer.

The same conditions as for a transfer apply for a lease exchange.

Bequest

You may bequeath your lease and your buildings to a person by indicating this in your will. The new lessee will have to comply with the same [conditions as for obtaining a trapline](#). The new lessee must be both a designated lessee of the lease and an owner of the camp to be able to obtain it. This person may not only retain the camp. If this is the case, the lease will be

cancelled or not renewed. The heir then must sell the camp to a new lessee selected by random draw.

Cancellation and non-renewal of a lease

Your lease is cancelled or not renewed if you made a fraudulent statement, if you voluntarily abandon it or if you did not comply with the established conditions, i.e. if you are in one of the following situations:

- you show an invalid hunter's or trapper's certificate
- you do not pay your rent on the scheduled date
- you do not comply with the commercial harvesting limit
- you do not purchase your annual trapping licence or your licence is invalid
- you do not comply with the standards and conditions for construction and location of buildings (or a camp).

Your lease is cancelled immediately if you are convicted and if this conviction results in the invalidity of your trapper's certificate.

The Gouvernement du Québec could cancel or not renew a lease in order to harmonize wildlife uses with other uses of natural resources in a given territory, such as the creation of a national park.

When your lease is cancelled or not renewed, you must stop trapping there. You retain your right of occupancy until the sale of the camp to the new lessee becomes official. The obligation to sell your camp may begin only when the Government communicates with you in writing with the contact information of the new lessee designated in the lease.

Obligation for leaseholders

As lessee of a lease with exclusive trapping rights, you must comply with the commercial harvesting limit during the validity period of your licence.

Each year, you must reach this commercial harvesting limit, i.e. the obligation to sell at least 15 undressed pelts from at least 5 species trapped in the territory described in your lease. The sale must be made to a [fur trader, dresser or auction house](#).

If the area of the trapline described in the lease is less than or equal to 20 km², the number of undressed pelts that must be sold is reduced to 10. It must come from at least 3 fur-bearing animal species trapped in the territory described in your lease.

The undressed pelts must come **only** from your trapline mentioned in your lease. Fur-bearing animals trapped outside the territory described in your lease of exclusive trapping rights or on other traplines must not be counted in the calculation.

However, you may calculate the pelts of animals captured by another professional trapper who is authorized to trap in your territory. This other trapper must not have received any benefit. These pelts must be included with you during marketing.

Only the undressed pelt transactions effected no later than July 1 of the same year with a valid fur trader permit (auction house, tannery, taxidermist, etc.) will be counted in the commercial harvesting limit.

A Québec fur trader's form for purchase or receiving of raw wild animal pelts ("Achat ou réception de fourrures d'animaux sauvages à l'état brut") is the only form recognized for this purpose. You must therefore keep the copy remitted to you so you can prove you have reached this calculation.

You must also ensure the accuracy of the information reported in this form: name, trapper's certificate number, number of captures by species and fur-bearing animal management unit of your trapline, and number of transportation coupons used for each black bear capture, if applicable.

Traps authorized by species

Traps authorized by species

The type of gear authorized for trapping varies according to the species. Most must be certified.

Consult [Best Trapping Practices \(PDF 6.39 Mb\)](#).

[Best killing snare designs for foxes, Canada lynx, bobcat, coyote and wolf \(PDF 1.77 Mb\)](#)

Beaver

Use of the following traps is authorized:

- Killing trap (spring-loaded), but [must be certified](#).
- Live capture cage, but [must be certified](#).
- Drowning set installed to restrain the animal by the leg with a jaw-type trap
- Drowning set installed to restrain the animal by the leg, equipped with a device that prevents it from releasing.

North American river otter

Use of the following traps is authorized:

- Killing trap (spring-loaded), but [must be certified](#).
- Drowning set installed to restrain the animal by the leg with a jaw-type trap.
- Drowning set installed to restrain the animal by the leg, equipped with a device that prevents it from releasing.

Muskrat

Use of the following traps is authorized:

- Killing trap (spring trap), but [must be certified](#).
- Drowning set installed to restrain the animal by the leg with a jaw-type trap, but [must be certified](#).
- Drowning set installed to restrain the animal by the leg with a jaw-type trap, equipped with a device designed to prevent self-mutilation (e.g. "Stoploss").
- Drowning set installed to restrain the animal by the leg, equipped with a device that prevents it from releasing, but [must be certified](#).
- Underwater killing cage, but only during the [periods indicated](#). The cage must have a valve at each opening. It that may be equipped with wings or a lead, intended to be submerged by a minimum of 2.5 cm of water. The length of the cage shall be not more than 92 cm. When the cage is round, the maximum diameter is 35 cm. If the cage is another shape, the maximum length of the sides is 20.5 cm. The grille of the cage may have a diameter less than 2.5 cm when the mesh is round and it may not have a

diagonal shorter than 3.5 cm when the mesh is another shape.

American mink

Use of the following traps is authorized:

- Killing trap (spring-loaded).
- Drowning set installed to restrain the animal by the leg with a jaw-type trap.
- Drowning set installed to restrain the animal by the leg with a jaw-type trap, equipped with a device designed to prevent self-mutilation (e.g. "Stoploss").
- Drowning set installed to restrain the animal by the leg, equipped with a device that prevents it from releasing.
- Underwater killing cage, but only during the [periods indicated](#). The cage must have a valve on each opening. It may be equipped with fenders or leaders, intended to be submerged in at least 2.5 cm of water. The maximum length of the cage is 92 cm. Where the cage is round, the diameter shall be not more than 35 cm. Where it is of another shape, the sides shall be not more than 20.5 cm. The wire netting of the cage may not have a diameter less than 2.5 cm where the meshes are round and it may not have an inside diagonal less than 3.6 cm where the meshes are of another shape.

Black bear

Use of the following traps is authorized:

- Killing neck snare equipped with a devices preventing it from releasing, when closed on the animal's neck (system on land), but **only in the fall**.
- Live capture snare equipped with a device preventing it from releasing, when closed on the animal's leg.

American marten, fisher and raccoon

Use of the following traps is authorized:

- Killing trap (spring-loaded), but [must be certified](#).
- Killing neck snare equipped with a devices preventing it from releasing, when closed on the animal's neck (system on land).
- Live capture trap (spring-loaded) designed to restrain the animal by a leg (system on land). It is authorized only for raccoon and the trap [must be certified](#).
- Live capture cage. It is authorized only for raccoon. The maximum length of the cage shall be 122 cm and its maximum height shall be 46 cm.

Coyote and wolf

Use of the following traps is authorized:

- Killing trap (spring-loaded).
- Killing neck snare equipped with a devices preventing it from releasing, when closed on the animal's neck (system on land).
- Live capture trap (spring-loaded), equipped with jaws adapted and designed to restrain the animal by a leg (system on land). This type of trap must be equipped with two parallel jaws at least 9 mm thick (metal laminations) or not touching along their entire length when they are closed on each other (offset) or not having a metal contact surface with the animal (padded or non-metallic). For wolf, the trap [must be certified](#).
- Live capture snare equipped with a device preventing it from releasing, when enclosed on the animal's leg (system on land). For wolf, the trap [must be certified](#).

Canada lynx and bobcat

Use of the following traps is authorized:

- Killing trap (spring-loaded), but [must be certified](#).
- Killing neck snare equipped with a devices preventing it from releasing, when closed on the animal's neck (system on land).
- Live capture trap (spring-loaded) designed to restrain the animal by a leg (system on land), but [must be certified](#).
- Live capture snare equipped with a device preventing it from releasing, when enclosed on the animal's leg (system on land), but [must be certified](#).

Arctic fox and red fox

Use of the following traps is authorized:

- Killing trap (spring-driven).
- Killing neck snare equipped with a device preventing it from releasing, when closed on the animal's neck (system on land).
- Live capture trap (spring-loaded) designed to restrain the animal by a leg (system on land) and whose jaws do not have teeth, hooks, claws, barbs or other projections.
- Live capture trap (spring-loaded), equipped with jaws adapted and designed to restrain the animal by a leg (system on land). This type of trap must be equipped with two parallel jaws at least 9 mm thick (metal laminations) or not touching along their entire length when they are closed on each other (offset) or not having a metal contact surface with the animal (padded or non-metallic).
- Live capture snare equipped with a device preventing it from releasing, when enclosed on the animal's leg (system on land).

Long-tailed weasel, least weasel, Eastern grey squirrel, red squirrel, ermine and striped skunk

Use of the following traps is authorized:

- Killing trap (spring-loaded). For weasels and ermine, the trap is authorized [s'il est certifié seulement](#).
- Killing neck snare equipped with a devices preventing it from releasing, when closed on the animal's neck (system on land).
- Live capture cage. It is authorized **only for striped skunk**. The maximum length of the cage shall be 122 cm and its maximum height shall be 46 cm.

List of certified traps

List of AIHTS-certified killing traps for mandatory use

Three-year notice for coyote capture

Starting with the 2027–2028 trapping period, you'll need to use killing snares that comply with the "[best snare designs](https://cdn-contenu.quebec.ca/cdn-contenu/piegeage/Documents/fiches-collets-mortels-coyote-en.pdf) (PDF; 1.77 Mb) under the Agreement on International Humane Trapping Standards (AIHTS) for coyote capture.

To avoid injuring animals needlessly, you must use the following the Agreement on International Humane Treatments Standards (AIHTS)-certified traps in the case of a killing trap.

AIHTS-certified traps must have one of these logos.

Beaver

List of AIHTS-certified traps to use:

- Bélisle classique 330
- Bélisle Super X 280
- Bélisle Super X 330
- B.M.I. 280 Body Gripper

- B.M.I. 330 Body Gripper
- B.M.I. BT 300
- Bridger 330
- Duke 280
- Duke 330
- Duke 330 Super Magnum
- LDL C280
- LDL C280 Magnum
- LDL C330
- LDL C330 Magnum
- Rudy 280
- Rudy 330
- Sauvageau 1000-11F
- Sauvageau 2001-8
- Sauvageau 2001-11
- Sauvageau 2001-12
- Sauvageau 2001-14
- Species-Specific 330 Dislocator Half Magnum
- Species-Specific 440 Dislocator Half Magnum
- Woodstream Oneida Victor Conibear 280
- Woodstream Oneida Victor Conibear 330

Weasels and ermine

List of AIHTS-certified traps to use:

- Bélisle Super X 110
- Bélisle Super X 120
- B.M.I 60
- B.M.I. Body Gripper 120 Magnum
- B.M.I. Body Gripper 126 Magnum
- Bridger 120
- Bridger 120 Magnum Bodygripper
- Bridger 155 Magnum Bodygripper
- Koro Muskrat Trap
- Koro Rodent Trap
- Koro Large Rodent Double spring
- KT-140 (Russe)
- LDL B120 Magnum
- Ouell 3-10
- Ouell 411-180
- Ouell RM
- Rudy 120 Magnum
- Sauvageau 2001-5
- Sauvageau C120 Magnum

- Sauvageau C120 « Reverse Bend »
- Trappe à rat Victor
- Triple M
- WCS Shorty Tube Trap
- WCS Tube Trap Int'l
- Woodstream Oneida Victor Conibear 110
- Woodstream Oneida Victor Conibear 120

Otter

List of AIHTS-certified traps to use:

- Bélisle Super X 220
- Bélisle Super X 280
- Bélisle Super X 330
- Duke 330 Super Magnum
- LDL C220
- LDL C220 Magnum
- LDL C280 Magnum
- Rudy 220 Plus
- Rudy 280
- Rudy 330
- Sauvageau 2001-8
- Sauvageau 2001-11
- Sauvageau 2001-12
- Woodstream Oneida Victor Conibear 220
- Woodstream Oneida Victor Conibear 280
- Woodstream Oneida Victor Conibear 330

Canada lynx and bobcat

List of AIHTS-certified traps to use:

- Bélisle Super X 280
- Bélisle Super X 330
- B.M.I. 220 Body Gripper
- B.M.I. 220 Body Gripper Magnum
- B.M.I. 280 Body Gripper
- B.M.I. 280 Body Gripper Magnum
- Bridger 220
- Bridger 280 Mag. Bodygripper
- Duke 280
- Duke 330 Super Magnum
- LDL C220
- LDL C220 Magnum

- LDL C280 Magnum
- LDL C330
- LDL C330 Magnum
- Rudy 330
- Sauvageau 2001-8
- Sauvageau 2001-11
- Woodstream Oneida Victor Conibear 330

Marten

List of AIHTS-certified traps to use:

- Bélisle Super X 120
- Bélisle Super X 160
- B.M.I. 126 Body Gripper Magnum
- Koro n° 1
- Koro n° 2
- KP120 (Russie)
- LDL B120 Magnum
- LDL C160 Magnum
- Northwoods 155
- Oneida Victor Conibear 120-3 Magnum Stainless Steel
- Rudy 120 Magnum
- Rudy 160 Plus
- Sauvageau C120 Magnum
- Sauvageau 2001-5
- Sauvageau 2001-6

Fisher

List of AIHTS-certified traps to use:

- Bélisle Super X 120
- Bélisle Super X 160
- Bélisle Super X 220
- Koro n° 2
- LDL C160 Magnum
- LDL C220 Magnum
- Rudy 120 Magnum
- Rudy 160 Plus
- Rudy 220 Plus
- Sauvageau 2001-5
- Sauvageau 2001-6
- Sauvageau 2001-7
- Sauvageau 2001-8

Raccoon

List of AIHTS-certified traps to use:

- Bélisle Classique 220
- Bélisle Super X 160
- Bélisle Super X 220
- Bélisle Super X 280
- B.M.I. 160 Body Gripper
- B.M.I. 220 Body Gripper
- B.M.I. 280 Body Gripper
- B.M.I. 280 Body Gripper Magnum
- Bridger 160
- Bridger 220
- Bridger 280 Body Gripper Magnum
- Duke 160
- Duke 220
- Koro n° 2
- LDL C160
- LDL C160 Magnum
- LDL C220
- LDL C220 Magnum
- LDL C280 Magnum
- Northwoods 155
- Oneida Victor C-220 Stainless Steel
- Rudy 160
- Rudy 160 Plus
- Rudy 220
- Rudy 220 Plus
- Sauvageau 2001-6
- Sauvageau 2001-7
- Sauvageau 2001-8
- Species-Specific 220 Dislocator Half Magnum
- Woodstream Oneida Victor Conibear 160
- Woodstream Oneida Victor Conibear 220

Muskrat (on land)

List of AIHTS-certified traps to use:

- Bélisle Super X 110
- Bélisle Super X 120
- B.M.I. 120 Body Gripper
- B.M.I. 120 Body Gripper Magnum
- B.M.I. 126 Body Gripper Magnum

- Bridger 120
- Bridger 120 Magnum Body gripper
- Bridger 155 Magnum Body gripper
- CONV 110 CAN (Hollande)
- Duke 120
- FMB 110 SS (Hollande)
- FMB 150 SS (Hollande)
- FS-110 SS (Hollande)
- HZ-110 Stainless Steel (Holland)
- Koro Muskrat Trap
- Koro Large Rodent Double-spring
- KT-140 (Russe)
- LDL B120
- LDL B120 Magnum
- Ouell 411-180
- Oneida Victor Conibear 110-3 Stainless Steel
- Oneida Victor Conibear 110-3 Magnum Stainless Steel
- Oneida Victor 120 Stainless Steel
- Oneida Victor Conibear 120-3 Stainless Steel
- Oneida Victor Conibear 120-3 Magnum Stainless Steel
- Ouell RM
- Rudy 110
- Rudy 120
- Rudy 120 Magnum
- Sauvageau 2001-5
- Sauvageau C120 Magnum
- Sauvageau C120 « Reverse Bend »
- Triple M
- WCS Shorty Tube Trap
- WCS Tube Trap Int'l
- Woodstream Oneida Victor Conibear 110
- Woodstream Oneida Victor Conibear 120

Muskrat (underwater)

Any jaw-type trap (killing or leg-hold) that exerts a gripping force on the animal and is installed to keep it underwater.

List of AIHTS-certified live capture traps for mandatory

Three-year notice

As of the 2027-2028 trapping period, you will be required to use only Agreement on International Humane Treatments Standards (AIHTS)-certified traps for the **live capture of racoons** (cages and boxes).

Live capture of certain species must be done with Agreement on International Humane Treatments Standards (AIHTS)-certified traps. Consult the following list to comply with the standards.

AIHTS-certified traps must have one of these logos.

Beaver (cage)

List of AIHTS-certified traps to use:

- Cage Comstock 12 x 18 x 39 Swim Through
- Dam Beaver Live Beaver Trap
- Breathe Easy Live Trap
- Ezee Set Live Trap

- Hancock Live Trap
- Koro “Klam” Live Trap

Wolf

List of AIHTS-certified traps to use:

- BFV Beer #1 PLUS
- Bélisle Snare #8
- Bridger Alaskan #5 with laminated offset jaws
- Bridger Alaskan #5 with padded jaws
- Bridger Brawn #9 with padded jaws
- Duke Pro Series 850-OS
- LAY 76 Laminated
- Livestock Protection EZ Grip #7
- MB 750 Alaskan with 3/8-inch offset jaws
- Muskwa #9 Laminated Offset
- Oneida Victor #3 Soft Catch® with 4 coil spring, a frame bar at least 8 mm thick and a attachment ring at the centre of the frame bar
- Rudy Red Wolf 4 1/2
- Rudy Red Wolf CS
- X TREME Wolf

Canada lynx

List of AIHTS-certified traps to use:

- Bélisle Snare #6
- Bélisle Selective
- Oneida Victor #3 Soft Catch® with 2 coil springs
- Oneida Victor #3 Soft Catch® with 4 coil springs
- Oneida Victor #3 with steel jaw that touch each other along their entire length (at least 8 mm thick), equipped with

Bobcat

List of AIHTS-certified traps to use:

- Bélisle Snare #6
- Bélisle Selective
- Oneida Victor #1.5 Soft Catch® with 4 coil springs
- Oneida Victor #1.75 with laminated offset jaws equipped with 2 coil springs
- Oneida Victor #3 Soft Catch® with 2 coil springs
- Oneida Victor #3 Soft Catch® with 4 coil springs
- Oneida Victor #3, with 3/16-inch offset jaws equipped with double round metal

laminations (3/16 inch above and 1/4 inch below) and 2 coil springs.

Raccoon

List of AIHTS-certified traps to use:

- Bridger T3
- Duffer
- Duke DP Coon Trap
- Egg trap
- Lil' Grizz Get'rz

Certified trap identification sheet for live capture

Certified trap



Certified trap identification sheet

BELISLE FOOTSNARE

JANUARY 2023

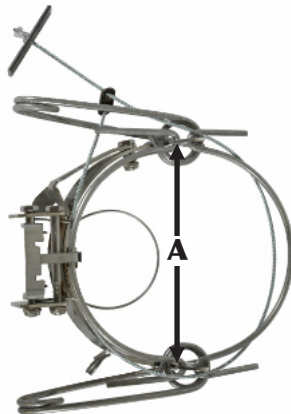
SET TRAP

CLOSED TRAP

N° 6 AND 8



SÉLECTIF



AIHTS CERTIFICATION

MODEL	NUMBER	TARGET SPECIES	INSIDE MEASUREMENT (A) TAKEN ON THE SET TRAP
N° 6	QLA	Canada Lynx, Coyote, Bobcat, Red fox	5 ³ / ₄ inch (148 mm)
N° 8	QWA	Wolf	7 ³ / ₄ inch (197 mm)
SÉLECTIF	QYB	Canada Lynx, Coyote, Bobcat, Red fox	5 ³ / ₄ inch (148 mm)

Certified trap identification sheet

JANUARY 2023

Commercial name of trap :
BELISLE FOOTSNARE



LOCATION OF THE
CERTIFICATION NUMBER




Certified trap identification sheet

BEER

JANUARY 2023

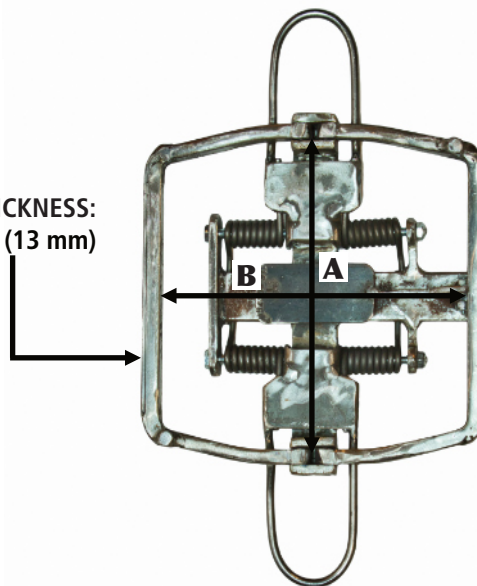
CLOSED TRAP

JAW OFFSET WIDTH:
3/8 INCH (10.2 mm)



SET TRAP

JAW THICKNESS:
1/2 INCH (13 mm)



MODEL	AIHTS CERTIFICATION		INSIDE MEASUREMENT TAKEN ON THE SET TRAP	
	NUMBER	TARGET SPECIES	(A)	(B)
BFV N° 1 PLUS	AWB	Wolf	7 3/4 inch (198 mm)	8 1/4 inch (210 mm)




Certified trap identification sheet

JANUARY 2023

BREATHE EASY

SET TRAP



MODEL	AIHTS CERTIFICATION		MEASUREMENTS	
	NUMBER	TARGET SPECIES	(A)	(B)
«BREATHE EASY» LIVE BEAVER TRAP	VCE	Beaver	48 inch (122 cm)	16.5 inch (42 cm)



Certified trap identification sheet

BRIDGER ALASKAN NO 5

JANUARY 2023

CLOSED TRAP




OFFSET, LAMINATED



RUBBER JAWS

SET TRAP



MODEL	AIHTS CERTIFICATION		INSIDE MEASUREMENT TAKEN ON THE SET TRAP	
	NUMBER	TARGET SPECIES	(A)	(B)
OFFSET, LAMINATED	QWE	Wolf	7 inch (176 mm)	7 ¹ / ₈ inch (180 mm)
RUBBER JAWS	QWF	Wolf	6 ⁷ / ₈ inch (175 mm)	6 ⁷ / ₈ inch (175 mm)



Certified trap identification sheet


BRIDGER BRAWN

JANUARY 2023

CLOSED TRAP



SET TRAP



MODEL	AIHTS CERTIFICATION		INSIDE MEASUREMENT TAKEN ON THE SET TRAP	
	NUMBER	TARGET SPECIES	(A)	(B)
N° 9 RUBBER JAWS	AWA	Wolf	7 1/2 inch (190 mm)	8 1/16 inch (205 mm)




Certified trap identification sheet


BRIDGER "COIL SPRINGS" OFFSET + LAMINATED JAWS

JANUARY 2023

SET TRAP



CLOSED TRAP




SEE REVERSE FOR MORE COMPONENTS DETAILS

MODEL	AIHTS CERTIFICATION		INSIDE MEASUREMENT TAKEN ON THE SET TRAP	
	NUMBER	TARGET SPECIES	(A)	(B)
N° 3 4 SPRINGS	VYB	Coyote	5 ³ / ₄ inch (146 mm)	5 ⁷ / ₁₆ inch (138 mm)

Commercial name of trap :

**BRIDGER "COIL SPRINGS"
OFFSET + LAMINATED JAWS**



ROUNDED LAMINATIONS

ON TOP END
OF JAW 3/16 inch

ON UNDERSIDE
OF JAW 1/4 inch

JAW



**ANCHORING SWIVEL CENTRE
(MOUNTED ON A BASE PLATE)**



Certified trap identification sheet

BRIDGER "T3"

JANUARY 2023

SET TRAP



MODEL	AIHTS CERTIFICATION		MEASUREMENTS	
	NUMBER	TARGET SPECIES	(A)	(B)
T3	VRB	Raccoon	4 inch (100 mm)	1 1/4 inch (30 mm)



Certified trap identification sheet

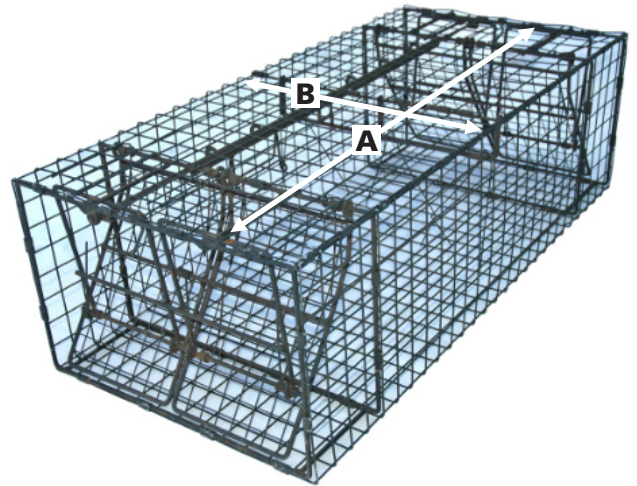
COMSTOCK

JANUARY 2023

SET TRAP



CLOSED TRAP



MODEL	AIHTS CERTIFICATION		MEASUREMENTS	
	NUMBER	TARGET SPECIES	(A)	(B)
12X18X39 SWIM THROUGH BEAVER CAGE	VCC	Beaver	39 inch (99 cm)	12 inch (30 cm)



Certified trap identification sheet

JANUARY 2023

DAM BEAVER

SET TRAP



CLOSED TRAP



MODEL	AIHTS CERTIFICATION		MEASUREMENTS	
	NUMBER	TARGET SPECIES	(A)	(B)
DAM BEAVER LIVE BEAVER TRAP	QCP	Beaver	36 ^{1/2} inch (93 cm)	28 inch (71 cm)



Certified trap identification sheet

DUFFER

JANUARY 2023

SET TRAP



AIHTS CERTIFICATION

MODEL	NUMBER	TARGET SPECIES	WIDTH (A)
RACCOON TRAP	ORH	Raccoon	2 1/2 inch (60 mm)





Certified trap identification sheet

DUKE

JANUARY 2023

CLOSED TRAP

SET TRAP



CENTER MOUNTED ANCHORING

MODEL	AIHTS CERTIFICATION		INSIDE MEASUREMENT TAKEN ON THE SET TRAP	
	NUMBER	TARGET SPECIES	(A)	(B)
N° 3 RUBBER JAWS 2 SPRINGS	VYC	Coyote	5 inch (127 mm)	5 ⁷ / ₈ inch (150 mm)




Certified trap identification sheet

DUKE DP

JANUARY 2023

CLOSED TRAP



AIHTS CERTIFICATION			
MODEL	NUMBER	TARGET SPECIES	WIDTH (A)
DUKE DP COON TRAP	QRX	Raccoon	1 1/4 inch (30 mm)



Certified trap identification sheet

EGG TRAP

JANUARY 2023



AIHTS CERTIFICATION

MODEL	NUMBER	TARGET SPECIES	(A)
EGG TRAP	VR1	Raccoon	1 1/2 inch (38 mm)



Certified trap identification sheet


EZEE SET

JANUARY 2023

SET TRAP



CLOSED TRAP



MODEL	AIHTS CERTIFICATION		MEASUREMENTS	
	NUMBER	TARGET SPECIES	(A)	(B)
EZEE SET LIVE BEAVER TRAP	VCA	Beaver	35 inch (89 cm)	28 inch (71 cm)

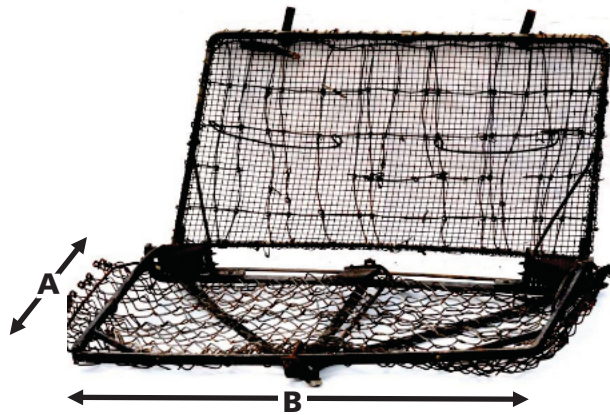


Certified trap identification sheet

JANUARY 2023

HANCOCK

SET TRAP



CLOSED TRAP



MODEL	AIHTS CERTIFICATION		MEASUREMENTS	
	NUMBER	TARGET SPECIES	(A)	(B)
HANCOCK LIVE BEAVER TRAP	VCD	Beaver	24 inch (61 cm)	35 inch (89 cm)




Certified trap identification sheet

KORO "KLAM"

JANUARY 2023

SET TRAP

CLOSED TRAP



MODEL	AIHTS CERTIFICATION		MEASUREMENTS	
	NUMBER	TARGET SPECIES	(A)	(B)
KORO "KLAM" LIVE BEAVER TRAP	VCB	Beaver	19 1/2 inch (49.4 cm)	32 1/4 inch (82 cm)




Certified trap identification sheet

LAY

JANUARY 2023

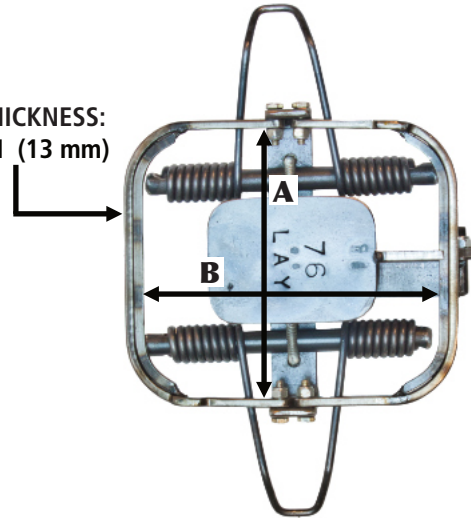
CLOSED TRAP

JAW OFFSET WIDTH:
5/16 INCH (8.5 mm)



SET TRAP

JAW THICKNESS:
1/2 INCH (13 mm)



MODEL	AIHTS CERTIFICATION		INSIDE MEASUREMENT TAKEN ON THE SET TRAP	
	NUMBER	TARGET SPECIES	(A)	(B)
N° 76 LAMINATED	CWA	Wolf	7 1/4 inch (185 mm)	8 inch (203 mm)



Certified trap identification sheet

LIL' GRIZZ GETRZ

JANUARY 2023

SET TRAP



AIHTS CERTIFICATION			
MODEL	NUMBER	TARGET SPECIES	WIDTH (A)
LIL' GRIZZ GETRZ	ORI	Raccoon	1 1/4 inch (30 mm)




FUR INSTITUTE
OF CANADA | INSTITUT DE LA FOURRURE
DU CANADA

Certified trap identification sheet

LIVESTOCK PROTECTION

JANUARY 2023

SET TRAP



MODEL	AIHTS CERTIFICATION		INSIDE MEASUREMENT TAKEN ON THE SET TRAP	
	NUMBER	TARGET SPECIES	(A)	(B)
EZ GRIP N° 7	QWC	Wolf	6 inch (152 mm)	6 1/4 inch (160 mm)



Certified trap identification sheet

MB


JANUARY 2023

CLOSED TRAP

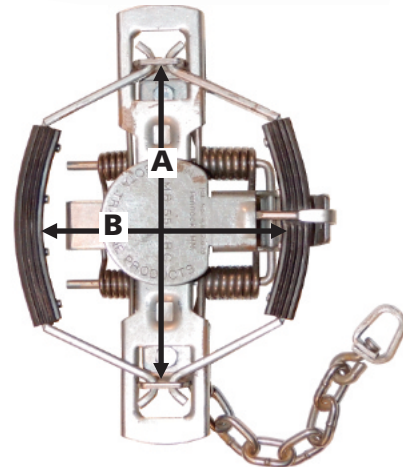

**750
ALASKAN OS ^{3/8"}**



**550 4CS
RUBBER
JAWS**



SET TRAP



MODEL	AIHTS CERTIFICATION		INSIDE MEASUREMENT TAKEN ON THE SET TRAP	
	NUMBER	TARGET SPECIES	(A)	(B)
ALASKAN OS ^{3/8"}	QWG	Wolf	7 ¹ / ₄ inch (184 mm)	7 inch (180 mm)
550 4CS RUBBER JAWS	AYA	Coyote	6 ¹ / ₄ inch (158 mm)	4 ³ / ₄ inch (121 mm)



Certified trap identification sheet

MUSKWA

JANUARY 2023

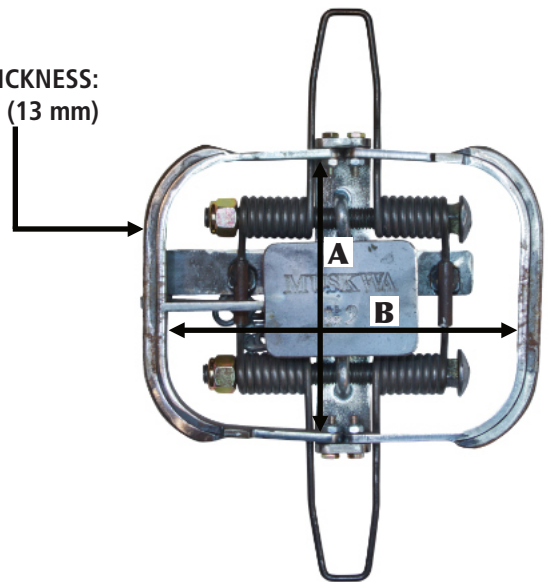
CLOSED TRAP

JAW OFFSET WIDTH:
5/16 INCH (7.5 mm)



SET TRAP

JAW THICKNESS:
1/2 INCH (13 mm)



MODEL	AIHTS CERTIFICATION		INSIDE MEASUREMENT TAKEN ON THE SET TRAP	
	NUMBER	TARGET SPECIES	(A)	(B)
N° 9 LAMINATED OFFSET	AWC	Wolf	7 1/4 inch (185 mm)	9 1/4 inch (235 mm)




Certified trap identification sheet

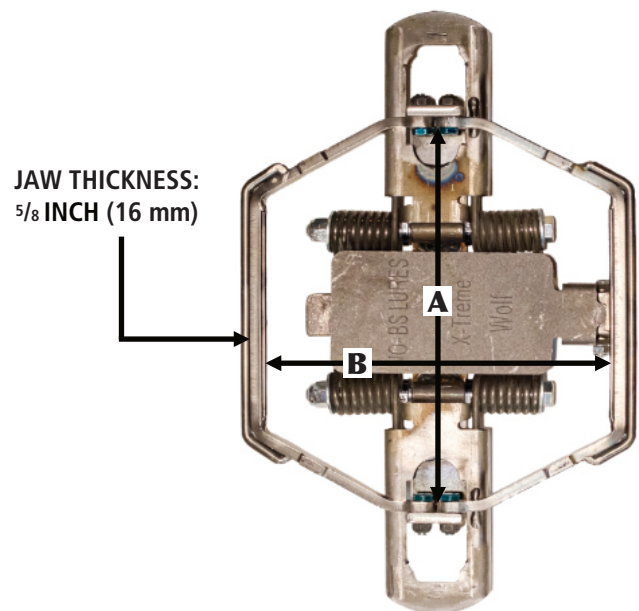
NO-BS-LURES

JANUARY 2023

CLOSED TRAP



SET TRAP



MODEL	AIHTS CERTIFICATION		INSIDE MEASUREMENT TAKEN ON THE SET TRAP	
	NUMBER	TARGET SPECIES	(A)	(B)
X-TREME WOLF	QWP	Wolf	8 3/4 inch (228 mm)	7 3/4 inch (197 mm)




Certified trap identification sheet


ONEIDA VICTOR "COIL SPRINGS" OFFSET + LAMINATED JAWS

JANUARY 2023


SET TRAP



CLOSED TRAPS



4 SPRINGS





2 SPRINGS

SEE REVERSE FOR MORE COMPONENTS DETAILS

MODEL	AIHTS CERTIFICATION		INSIDE MEASUREMENT TAKEN ON THE SET TRAP	
	NUMBER	TARGET SPECIES	(A)	(B)
N° 1.75 2 SPRINGS	VDB	Bobcat	4 ¹ / ₂ inch (115 mm)	4 ⁵ / ₈ inch (118 mm)
N° 1.75 4 SPRINGS	QYC	Coyote	4 ¹ / ₂ inch (115 mm)	4 ⁵ / ₈ inch (118 mm)
N° 3 2 SPRINGS	QYE	Coyote, Bobcat	4 ³ / ₄ inch (121 mm)	6 inch (153 mm)
N° 3 4 SPRINGS	QYD	Coyote	4 ³ / ₄ inch (121 mm)	6 inch (153 mm)

Commercial name of trap :
**ONEIDA VICTOR "COIL SPRINGS"
OFFSET + LAMINATED JAWS**






Certified trap identification sheet


ONEIDA VICTOR "COIL SPRINGS" NO 3 NON-OFFSET + LAMINATED JAWS

JANUARY 2023

SET TRAP



CLOSED TRAP

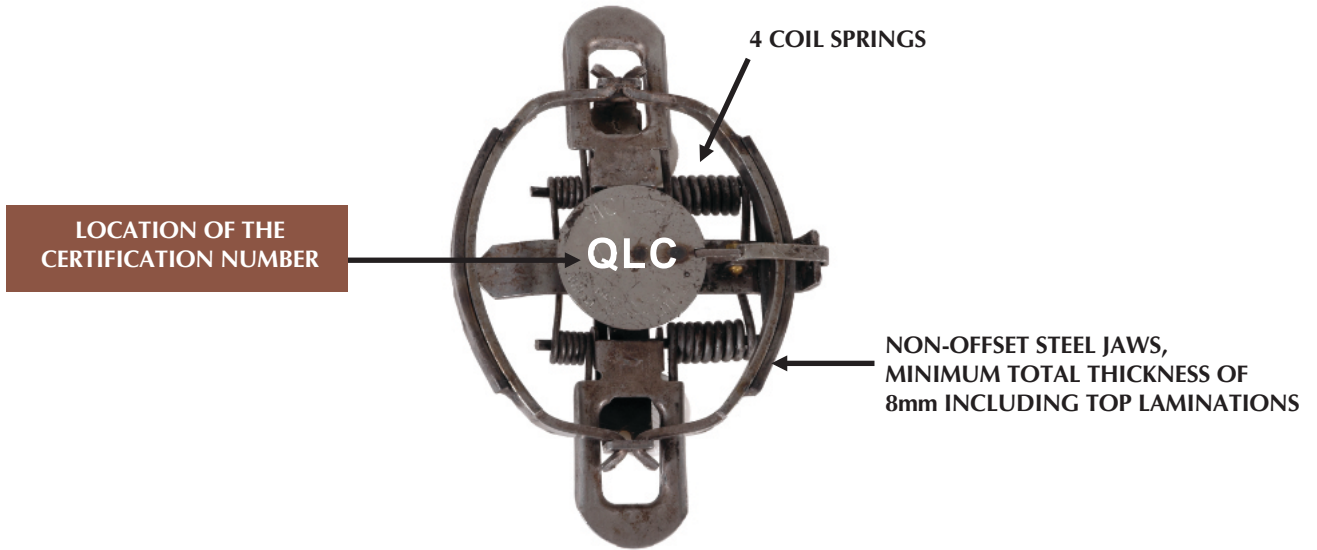


SEE REVERSE FOR MORE COMPONENTS DETAILS

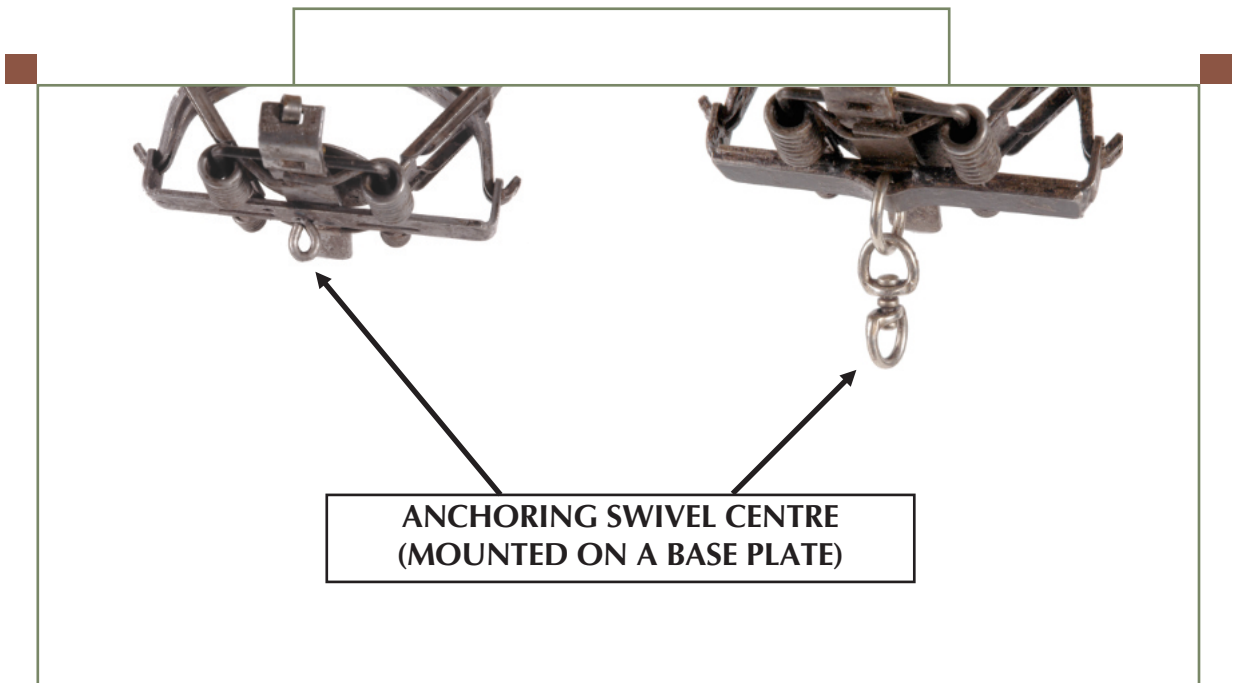
MODEL	AIHTS CERTIFICATION		INSIDE MEASUREMENT TAKEN ON THE SET TRAP	
	NUMBER	TARGET SPECIES	(A)	(B)
N° 3 4 SPRINGS	QLC	Canada Lynx	5 1/4 inch (133 mm)	6 inch (153 mm)

Commercial name of trap :

**ONEIDA VICTOR "COIL SPRINGS"
NO 3
NON-OFFSET + LAMINATED JAWS**



CHARACTERISTICS






Certified trap identification sheet


ONEIDA VICTOR "SOFT CATCH"

JANUARY 2023

SET TRAP

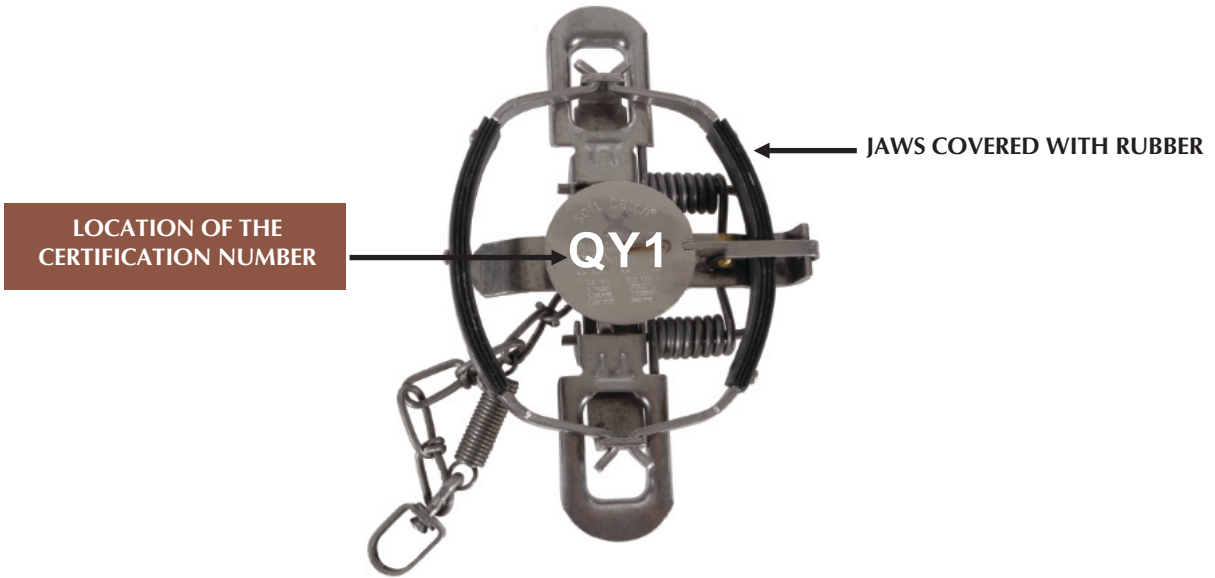


CLOSED TRAP

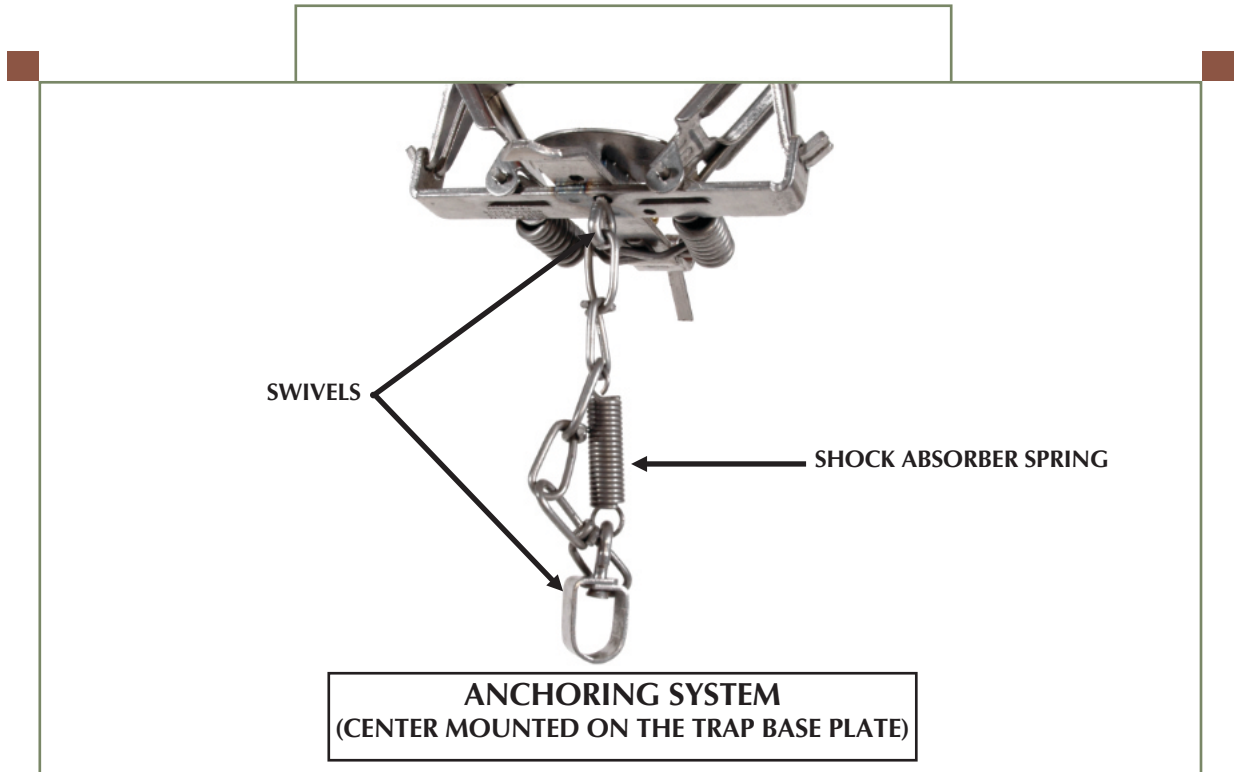


MODEL	AIHTS CERTIFICATION		INSIDE MEASUREMENT TAKEN ON THE SET TRAP	
	NUMBER	TARGET SPECIES	(A)	(B)
N° 1.5 2 SPRINGS	VYA	Coyote	4 ⁵ / ₈ inch (120 mm)	4 ⁵ / ₈ inch (120 mm)
N° 1.5 4 SPRINGS	VDA	Coyote, Bobcat	4 ⁵ / ₈ inch (120 mm)	4 ⁵ / ₈ inch (120 mm)
N° 3 2 SPRINGS	QY1	Canada Lynx, Coyote, Bobcat	5 inch (127 mm)	6 ¹ / ₈ inch (156 mm)
N° 3 4 SPRINGS	QLB	Canada Lynx, Bobcat, Coyote	5 inch (127 mm)	6 ¹ / ₈ inch (156 mm)

Commercial name of trap :
ONEIDA VICTOR
"SOFT CATCH"



CHARACTERISTICS






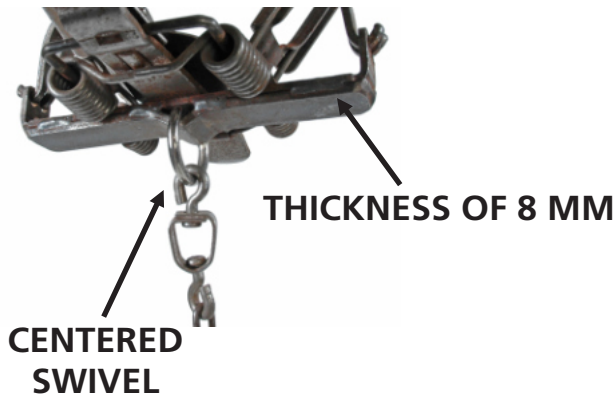
Certified trap identification sheet

ONEIDA VICTOR "SOFT CATCH" NO 3 (MODIFIED FOR WOLF)

JANUARY 2023



JAWS ANCHORING POINT STRENGTHENED BY WELDING POINTS



AIHTS CERTIFICATION			
MODEL	NUMBER	TARGET SPECIES	CHARACTERISTICS
3 SC (MODIFIED)	QWB	Wolf	<ul style="list-style-type: none"> • 4 coil springs • Minimum 8 mm thick base plate • Centered swivel



Certified trap identification sheet

RUDY RED WOLF

JANUARY 2023

CLOSED TRAP



SET TRAP



MODEL	AIHTS CERTIFICATION		INSIDE MEASUREMENT TAKEN ON THE SET TRAP	
	NUMBER	TARGET SPECIES	(A)	(B)
N° 4 1/2	QWD	Wolf	6 3/8 inch (162 mm)	7 3/8 inch (185 mm)

List of AIHTS-certified traps recommended but not mandatory

- Tomahawk 1010 SS
 - Tomahawk 1010 SS F
 - Tomahawk 608
 - Tomahawk 608.1
 - Tomahawk 608.5
 - Tomahawk 608F
 - Tomahawk 608 SS
 - Tomahawk 608.2 SS
 - Tomahawk 6010
 - Tomahawk 6010F
 - Tomahawk 6010 SS
-
- Havahart 1079
 - Havahart 1081
 - Havahart 1085
 - Ramconct DURA-POLY (box trap)
 - Tomahawk 108
 - Tomahawk 108.1
 - Tomahawk 108.5
 - Tomahawk 108F
 - Tomahawk 108 SS
 - Tomahawk 108.2 SS
 - Tomahawk 1010
 - Tomahawk 1010F

For certain species, the obligation to use only Agreement on International Humane Treatments Standards (AIHTS)-certified traps is not yet in effect. A list of AIHTS-certified traps is recommended in their case. Until the tests are completed, you must prefer these traps. If they become mandatory, the effective date, if applicable, will be known at least three years in advance and will vary from one species to another.

AIHTS-certified traps must have one of these logos.

You may also consult this [document, which illustrates the AIHTS-certified traps](#).

AIHTS-certified killing traps

Mink (underwater)

Any jaw-type trap (killing or leg-hold) that exerts a gripping force on the animal and is installed to keep it underwater.

Foxes, Canada lynx, bobcat, coyote and wolf

Killing neck snare made of galvanized steel cable with a diameter and design appropriate for the target species with the following components :

- Torsion spring with trigger (e. g. : Stinger or Lights Out);
- Articulated lock with teeth (e.g. : Camlock);
- Types of breakaway device for incidental take (e.g.: S-Hook, J-Hook or crimped ferrule).

AIHTS-certified live capture traps

Coyote

List of AIHTS-certified traps recommended:

- Alpha #3 Dogless Coil Spring Trap OS - 4 coil with 1/8" round laminations on top-side of jaws
- Bélisle Snare #6
- Bélisle Selective
- Bridger #2 Dogless 4 Coil - Canadian Jaw- with two round laminations (1/4" on top-side and 3/16" on underside of jaws)
- Bridger #2 OS 4 Coil - Canadian Jaw- with two round laminations (3/16" on top-side and 1/4" on underside of jaws)
- Bridger #2 Rubber Jaw - 4 coil
- Bridger #3, with 3/16-inch offset jaws equipped with double round metal laminations (3/16 inch above and 1/4 inch below) and 4 coil springs and an attachment ring fastened at the centre of this bar.
- Bridger #3 Dogless 4 Coil - Canadian Jaw - with two round laminations (1/4" on top-side and 3/16" on underside of jaws)
- Bridger #3 OS 4 Coil - Canadian Jaw - with two round laminations (3/16" on top-side and 1/4" on underside of jaws)
- Bridger #3 Rubber Jaw - 4 coil
- Duke #3 with rubber jaws and an attachment ring situated at the centre of the frame bar
- MB-550-OS 4 Coil - Canadian Jaw - with two round laminations (3/16" on top-side and 3/16" on underside of jaws)
- MB 550 Rubber Jaws with 4 coil springs
- NO-BS K.O K-9 X-TREME Coyote Trap
- NO-BS K.O K-9 X-TREME "JR" Trap
- Oneida Victor #1.5 Soft Catch® with 2 coil springs

- Oneida Victor #1.5 Soft Catch® with 4 coil springs
- Oneida Victor #1.75, with 3/16-inch offset jaws equipped with double round metal laminations (3/16 inch above and 1/4 inch below) and 4 coil springs.
- Oneida Victor #3 Soft Catch® with 2 coil springs
- Oneida Victor #3 Soft Catch® with 4 coil springs
- Oneida Victor #3, with 3/16-inch offset jaws equipped with double round metal laminations (3/16 inch above and 1/4 inch below) and 2 coil springs.
- Oneida Victor #3, with 3/16-inch offset jaws equipped with double round metal laminations (3/16 inch above and 1/4 inch below) and 4 coil springs.

Raccoon (cage and boxes)

List of AIHTS-certified traps recommended:

- Havahart 1079
- Havahart 1081
- Havahart 1085
- Ramconct DURA-POLY (box trap)
- Tomahawk 108
- Tomahawk 108.1
- Tomahawk 108.5
- Tomahawk 108F
- Tomahawk 108 SS
- Tomahawk 108.2 SS
- Tomahawk 1010
- Tomahawk 1010F
- Tomahawk 1010 SS
- Tomahawk 1010 SS-F
- Tomahawk 608
- Tomahawk 608.1
- Tomahawk 608.5
- Tomahawk 608F
- Tomahawk 608 SS
- Tomahawk 608.2 SS
- Tomahawk 6010
- Tomahawk 6010F
- Tomahawk 6010 SS

Red fox (including silver fox and cross fox)

List of AIHTS-certified traps recommended:

- Bélisle Snare #6
- Bélisle Selective
- BMI #2, Cushion Catch with two coil springs
- Oneida Victor #1.5 Soft Catch® with 2 coil springs

Use of traps

Some restrictions are in effect during use of traps.

It is forbidden to:

- use poison, explosives, deleterious substances or electrical discharges when trapping
- set a snare or leg-hold trap in such a manner that the trapped animal is left hanging without something to rest on
- use a live capture trap or leg-hold trap whose jaws are equipped with teeth, hooks, claws or barbed wire or other projections
- set any trap other than a Stoploss model connected to a drowning mechanism or a X type trap (*Conibear*) model, or their equivalent, in a muskrat lair
- disturb, destroy or damage a beaver lodge or an animal lair The Government may grant exemptions from this prohibition under certain conditions. Any request in this sense must be addressed to the [wildlife protection office](#) of the region concerned.
- use a dog except to locate a muskrat for the purpose of trapping it. In migratory bird sanctuaries, the dog must be kept on a leash.

Beaver dam

During the period starting 30 days before the opening of the beaver trapping period in the UGAF concerned, you may damage a beaver dam to verify the presence of beaver.

Muskrat lair

During the muskrat trapping period, you may open its lair to install a trap. You must close it immediately after installing the trap.

Selling and exporting pelts

Trader's or intermediary's licence to sell or trade undressed pelts

Fourrures Grenier inc.
730, 1^{re} Rue Ouest, Barraute (Québec) J0Y 1A0

Licence to dress raw pelts and trader or intermediary licence to sell or trade raw pelts

L'gros Trappeur Fourrures inc.
46, rue Principale, Nédélec (Québec) J0Z 2Z0

Licence to dress raw pelts for taxidermy purposes

Martine Chavigny
738, avenue du Lac, Preissac (Québec) J0Y 2E0

Licence to dress raw pelts

Tannerie Taxidermie du BSL
7, rue du Parc, Saint-Narcisse-de-Rimouski (Québec) G0K 1S0

Trader's or intermediary's licence to sell or trade undressed pelts

Fur Harvesters Auction inc. Les Pelletiers Encanteurs inc.
1867, Bond Street North Bay (Ontario) P1B 8K6

Trader's or intermediary's licence to sell or trade undressed pelts

Gestion Jonathan Cauchon inc.
351, du Cantonier, Saint-Augustin-de-Desmaures (Québec) G3A 1N7

Licence to dress raw pelts

Taxidermie Asselin
440, Royale, Saint-Tite-des-Caps (Québec) G0A 4J0

Licence to dress raw pelts

Taxidermie R.D. Québec
1600, 27^e Rue, Québec (Québec) G1J 1C2

Licence to dress raw pelts

Tannerie du Castor
1525, route des Rivières, Saint-Lucien (Québec) J0C 1N0

Licence to dress raw pelts for taxidermy purposes

Atelier de La Nature
259, des Érables, Saint-Lambert-de-Lauzon (Québec) G0S 2W0

Trader's or intermediary's licence to sell or trade undressed pelts

Pagani Richard-Marie
1520, chemin Bélair Ouest, Saint-Jean-Chrysostome (Québec) G6Z 2L2

Trader's or intermediary's licence to sell or trade undressed pelts

Gaston Henry Fourrures inc.
29, rang Petit 3^e, Honfleur (Québec) G0R 1N0

Houle & Fils
3340, rang 3, Saint-Zacharie (Québec) G0M 2C0

Licence to dress raw pelts and trader's or intermediary's licence to sell or trade undressed pelts

Import-Export Fourrures inc.
126, rue des Écoliers, Saint-Victor-de-Beauce (Québec) G0M 2B0

Licence to dress raw pelts for taxidermy purposes

167194 Canada inc.
5112, Route 222, C.P. 3388, Valcourt (Québec) J0E 2L0

Les Fourrures de l'Estrie
760, rue Des Boisés, Saint-Denis-de-Brompton (Québec) J0B 2P0

Taxidermie J.Y.C. Jean-Yves Curotte
8381, route 204, Frontenac (Québec) G6B 2S1

Permit to trade raw pelts

Taxidermie & Fournitures Mouldec
3331, rue King Est, Sherbrooke (Québec) J1E 3Y8

Permit to trade raw pelts for taxidermy purposes

Michaël Ross
705, 8^e Rue, C.P. 1274, Murdochville (Québec) G0E 1W0

Licence to dress raw pelts

Créations Nous Deux
4158, chemin du Lac Brennan, Rawdon (Québec) J0K 1S0

Licence to dress raw pelts for taxidermy purposes

Taxidermie au Fin Renard
1280, chemin Rocheleau, Saint-Zénon (Québec) J0K3N0

Taxidermie de La Rive Nord
178, rue Forest, Saint-Sulpice (Québec) J5W 4J7

Licence to dress raw pelts for taxidermy purposes

C. Blon le trappeur

739, côte Saint-Nicholas, Saint-Colomban (Québec) J5K 1M7

Charles-René Bazinet Taxidermie et Confection
10, rue Paul Albert, Blainville (Québec) J7E 4H5

Fourrure Jackalope
635, rue Labelle, Mont-Tremblant (Québec) J8E 3H2

Licence to dress raw pelts

Tannerie Silbo
20, montée Manitonga, Lac-Supérieur (Québec) J0T 1J0

Licence to dress raw pelts for taxidermy purposes

Tanneur des Monts
268, rang Armstrong, Saint-Alexis-des-Monts (Québec) J0K 1V0

Licence to dress raw pelts

Vêtements Maya S.E.N.C.
314, Tessier, La Tuque (Québec) G9X 3E4

Licence to dress raw pelts

9370-7867 Québec inc.
126, rue Saint-Patrice, Roxton Falls (Québec) J0H 1E0

Bougie, Stéfane
17, rue Deschamps, Salaberry-de-Valleyfield (Québec) J6S 6E7

Taxidermiste Pierre Gevry
1960, rue Principale Est, Saint-Paul-d'Abbotsford (Québec) J0E 1A0

Licence to dress raw pelts

Philippe Gentile Taxidermiste
7755, chemin du Rapide-Plat Nord, Saint-Hyacinthe (Québec) J2R 1H5

Licence to dress raw pelts

Ashley Fequet
2623, rue Thessereault, Lachine (Québec) H8S 1K5

Fourrure Est-Ouest 2003
2228, rue Pitt, Montréal (Québec) H4E 4H1

Trader's or intermediary's licence to sell or trade undressed pelts

M.C. Fourrures
420, rue des Épinettes, Sorel-Tracy (Québec) J3P 7C8

Licence to dress raw pelts for taxidermy purposes

Taxidermie Miguel Gauthier, S.E.N.C.
121A, rue Principale, Chénéville (Québec) J0V 1E0

Trader's or intermediary's licence to sell or trade undressed pelts

Kativik Regional Government
P.O. Box 9, Kuujjuaq, Québec J0M 1C0

Licence to dress raw pelts and trader's or intermediary's licence to sell or trade undressed pelts

Nunavik Creations Inc.
P.O. Box 179, Kuujjuaq, Québec J0M 1C0

Licence to dress raw pelts

Cégep de Saint-Félicien
1105, boul. Hamel, Saint-Félicien (Québec) G8K 2R8

Trader's or intermediary's licence to sell or trade undressed pelts

Fourrures Gauthier Itée
66, rue Rhainds, Chicoutimi (Québec) G7G 2H4

Licence to dress raw pelts and trader's or intermediary's licence to sell or trade undressed pelts

Nature 3m inc.
943, Saint-Cyrille, Normandin (Québec) G8M 4H9

To sell the pelt of a trapped or hunted animal, you may contact an authorized trader. Some conditions must be respected if you export the pelt.

Selling pelts

To sell a hunted or trapped and undressed pelt to a [fur dealer, dresser or auction house](#), you must provide the number of the fur-bearing animal management unit (also known as UGAF) from which it comes.

You may sell or dress the pelts from your own trapping without holding a fur trader or dresser permit.

However, you must obtain a permit to sell the undressed pelt of a hunted or trapped animal, if you wish to:

- trade in it
- dress it
- serve as an intermediary for the sale or trade of such pelts in exchange for any benefit.

To obtain a permit, contact the wildlife protection office in your region.

Exporting pelts

It is possible to export from Québec an undressed pelt of an animal hunted or trapped in accordance with certain conditions.

Some countries require an export form. This document is available if you request it by contacting one of our regional offices. To export a black bear or part of a black bear from Québec, including the pelt or part of the pelt, the transportation coupons and the proof of registration serve as authorization within the meaning of the Wild Animal and Plant Protection and Regulation of International and Interprovincial Trade Act.

Some fur-bearing animals are protected by the Convention on International Trade in Endangered Species of Wild Fauna and Flora (CITES). This Convention prohibits the trade in certain species so as not to hinder their survival. In Québec, the following animals cannot be exported without an export certificate issued by the Ministère de l'Environnement, de la Lutte contre les changements climatiques, de la Faune et des Parcs:

- wolf
- North American river otter
- Canada lynx
- bobcat
- polar bear
- Black bear (proof of registration accompanied by the transportation coupon)

To export these animals or parts of these animals, their by-products or any other products from these species from Canada, you must obtain a CITES permit so that their entry is permitted in the importing country.

To obtain such a licence, you must contact Environment and Climate Change Canada.

Obtaining a CITES export permit

- 

[1-855-869-8670](tel:1-855-869-8670)

- 

351, boul St. Joseph, PVM – 16th floor
Gatineau QC K1A 0H3

- 

CITES@ec.gc.ca

- 

[Permits for trade in protected species](#)

If you wish to export to the European Union, certain products require a **certificate of origin**.

For more information, contact the Fur Council of Canada.

Contacting the Fur Council of Canada

- 

[514-844-1945](tel:514-844-1945)

- 

1435 Rue Saint-Alexandre, Suite 1270
Montréal, Québec H3A 2G4

- 

[Fur council of Canada](#)

Obtaining a fur trader's permit

To obtain a permit, please fill out the form [Demande de permis de commerçant de fourrures \(PDF 806 Kb\)](#) (in French only). Bring the completed form to your [regional wildlife management office](#).

The validity period of the fur trader's permit begins on October 1 and ends on September 30 of the following year.

Permit category fees (Before Taxes) as of April 1, 2025

Fur trader's permits	Fee as of April 1, 2025
Trader or intermediary for the sale or trade of undressed pelts – Resident (code M)	\$539.03
Trader or intermediary for the sale or trade of undressed pelts – Non-resident (code N)	\$1,095.20
Dresser of undressed pelts (code A)	\$412.66
Dresser of undressed pelts for taxidermy purposes (code T)	\$47.34
Public auctions for the sale of undressed pelts (code E)	\$1,364.30
Replacement permit	\$6.65

Definitions of permit types:

- Trader or intermediary permit for residents (code M) or non-residents (code N) to sell or trade undressed pelts
This permit authorizes a trader to buy pelts directly from trappers or hunters.
- Dresser of undressed pelts permit (code A)
This permit is intended for fur traders who wish to dress raw pelts. These fur traders are companies that offer, for a fee, services to customers (trappers, individuals, wholesalers, manufacturers, etc.) wishing to have furs dressed (tanned).

This **permit also allows** the fur trader to dress pelts for **taxidermy** purposes (e.g., for a taxidermist or for the fur trader).

- Dresser of undressed pelts for taxidermy purposes permit (code T)
This permit authorizes a fur trader to dress pelts for taxidermy purposes only.
- Public auction permit for the sale of undressed pelts (code E)
This permit authorizes an auction house to collect and consign undressed pelts from Québec trappers or hunters and then sell them.

If you have any questions, please contact your [regional wildlife management office](#).

Renewal of a fur trader's permit

To renew a fur trader's permit, you must complete the Demande de permis de commerçant de

fournures and return it with the required fee to the wildlife protection office in your region.

To be eligible to renew your permit, you must have done the following:

- Submitted to the Minister before September 10 of the current year, if applicable: Copies of completed register forms for each purchase of a raw pelt;
- Returned copies of cancelled forms from this register, or provided in writing the last completed register number in writing if no pelts were traded during the permit validity period;
- Paid the fees due before September 10 of the current year.

Failure to meet these three conditions disqualifies the permit holder from obtaining a new permit for the year following the reference year.