

Grande Théorique - pratique

no 1

GROSSE THEORETISCH-PRAKTISCHE

C L A V I E R

Stuttgart 28/10/86

KLAVIERSCHULE

pour ce systématique ? enseignement

FÜR DEN SYSTEMATISCHEN UNTERRICHT

pour au sein direction de ces pianistes *trinitement début jusque tout au plus - perfectionnement*
NACH ALLEN RICHTUNGEN DES KLAVIERSPIELS VOM ERSTEN ANFANG BIS ZUR HÖCHSTEN AUSBILDUNG

VON de

Dr. S. LEBERT *et* Dr. L. STARK

Professoren am Conservatorium zu Stuttgart.

Professeurs au Conservatoire de Stuttgart complet en quatre parties
VOLLSTÄNDIG IN VIER THEILEN.

avec *renfermant* *contenant* *supplément* *de quatre au grand* *original* *contenus par*
MIT EINEM IM VIERTEN THEIL ENTHALTENEN ANHANG, BESTEHEND AUS VIER GROSSEN ORIGINALBEITRÄGEN VON

Dr. FRANZ v. LISZT,

comme *de*
SOWIE WEITEREN SPECIALETUDEN VON

W. Bargiel, Bendel, J. Brahms, L. Brassin, Faisst, St. Heller, A. Henselt, Ferd. Hiller, Th. Kirchner, W. Krüger, Th. Kullak, Franz Lachner, G. Linder, Moscheles, J. Raff, C. Reinecke, J. Rheinberger, A. Rubinstein, C. Saint-Saëns und O. Scherzer.

troisième
DRITTER THEIL.

Dixième augmentée et corrigée édition
ZEHNTE VERMEHRTE UND VERBESSERTE AUFLAGE.





Preis: M. 8. —

Maison d'édition de **STUTTGART.** *Librairie*
VERLAG DER J. G. COTTA'SCHEN BUCHHANDLUNG.

1884.

Handwritten text, possibly a title or page number, centered on the page.

Man
Finger
geeben
die
lungen
und



Weitere Uebungen zur Vervollkommnung des Tonleiterspieles.

Man befolge streng den vorgeschriebenen Fingersatz, der auf Erlangung immer grösserer Fertigkeit im Ueber- und Untersetzen der Finger berechnet ist. Die Uebungen über die C dur- und A moll-Tonart sind allein ausgeführt, bei den übrigen sind bloss die Hauptlagen gegeben; dieselben müssen aber ebenso ausgeführt werden, wie die genannten. Der Lehrer wird gut thun, wenn er sich nicht streng an die äussere Anordnung des Folgenden hält, sondern etwa die C dur-Tonart durch alle diatonischen und harmonischen und Terzenübungen nach einander lernen lässt und bei jeder weiteren Tonart dasselbe befolgt. Jede Tonleiter wird vorher in gerader Bewegung, und zwar durch die ganze Claviatur mit dem im 2. Theil vorgeschriebenen Fingersatz ausgeführt.

Sämmtliche technischen Uebungen sind nicht nur in einfachen Sechszehnteln wie sie ausgeschrieben sind, sondern auch in Triolen und Sextolen eingetheilt mit grossem Nutzen zu studieren.

47
48
49
50
51
52
53

C dur.

Amoll

This page contains eight systems of musical notation for a piano piece in A minor (Amoll). Each system consists of a treble clef staff and a bass clef staff. The notation includes various musical symbols such as notes, rests, and accidentals. Fingerings are indicated by numbers 1-5 above or below notes. The piece is written in a common time signature (C). The notation is dense and technical, featuring many triplets and sixteenth-note patterns. The page is numbered '2' at the top left and '18' at the bottom center.

System 1: Treble and bass clefs. Treble clef contains a series of eighth-note runs with fingerings 1-2, 1-2-3, 1-2-3-4, 1-2-3-4. Bass clef contains similar eighth-note runs with fingerings 1-2, 1-2-3, 1-2-3-4, 1-2-3-4.

System 2: Treble clef contains eighth-note runs with fingerings 1, 1-2, 1-2-3, 1-2-3-4. Bass clef contains eighth-note runs with fingerings 1, 1-2, 1-2-3, 1-2-3-4.

System 3: Treble clef contains eighth-note runs with fingerings 1, 1-2, 1-2-3, 1-2-3-4. Bass clef contains eighth-note runs with fingerings 1, 1-2, 1-2-3, 1-2-3-4.

F dur.

System 4: Treble clef contains eighth-note runs with fingerings 1, 1-2, 1-2-3, 1-2-3-4. Bass clef contains eighth-note runs with fingerings 1, 1-2, 1-2-3, 1-2-3-4.

System 5: Treble clef contains eighth-note runs with fingerings 1, 1-2, 1-2-3, 1-2-3-4. Bass clef contains eighth-note runs with fingerings 1, 1-2, 1-2-3, 1-2-3-4.

System 6: Treble clef contains eighth-note runs with fingerings 1, 1-2, 1-2-3, 1-2-3-4. Bass clef contains eighth-note runs with fingerings 1, 1-2, 1-2-3, 1-2-3-4.

System 7: Treble clef contains eighth-note runs with fingerings 1, 1-2, 1-2-3, 1-2-3-4. Bass clef contains eighth-note runs with fingerings 1, 1-2, 1-2-3, 1-2-3-4.

*) Da bei Terzen und Sexten eigentlich bereits die harmonische Behandlung der Moll-Scala eintritt und auch meistens gebräuchlich ist, so gaben auch wir hier die kleine Sexte und erhöhte Septime.

D moll.

The first system of music is in D minor. It consists of two staves: a treble staff and a bass staff. The treble staff begins with a series of eighth notes, followed by a triplet of eighth notes. The bass staff starts with a series of eighth notes, followed by a triplet of eighth notes. The key signature has one flat (Bb), and the time signature is common time (C).

The second system continues the piece in D minor. It features two staves with intricate rhythmic patterns, including many eighth and sixteenth notes. Fingerings (1-5) and articulations (accents) are clearly marked throughout the system.

The third system continues the piece in D minor. It features two staves with intricate rhythmic patterns, including many eighth and sixteenth notes. Fingerings (1-5) and articulations (accents) are clearly marked throughout the system.

The fourth system continues the piece in D minor. It features two staves with intricate rhythmic patterns, including many eighth and sixteenth notes. Fingerings (1-5) and articulations (accents) are clearly marked throughout the system.

G dur.

The first system of music is in G major. It consists of two staves: a treble staff and a bass staff. The treble staff begins with a series of eighth notes, followed by a triplet of eighth notes. The bass staff starts with a series of eighth notes, followed by a triplet of eighth notes. The key signature has one sharp (F#), and the time signature is common time (C).

The second system continues the piece in G major. It features two staves with intricate rhythmic patterns, including many eighth and sixteenth notes. Fingerings (1-5) and articulations (accents) are clearly marked throughout the system.

The third system continues the piece in G major. It features two staves with intricate rhythmic patterns, including many eighth and sixteenth notes. Fingerings (1-5) and articulations (accents) are clearly marked throughout the system.

The fourth system continues the piece in G major. It features two staves with intricate rhythmic patterns, including many eighth and sixteenth notes. Fingerings (1-5) and articulations (accents) are clearly marked throughout the system.

E moll.

Musical notation for the first system in E minor. The treble staff contains a melodic line with various ornaments and fingerings (1, 2, 3, 4, 5). The bass staff provides a harmonic accompaniment with similar rhythmic complexity.

Musical notation for the second system in E minor. The treble staff continues the melodic line with intricate patterns, while the bass staff maintains the accompaniment.

Musical notation for the third system in E minor. The treble staff features a melodic line with frequent ornaments and fingerings. The bass staff continues the accompaniment.

Musical notation for the fourth system in E minor. The treble staff concludes the melodic line, and the bass staff provides the final accompaniment.

B dur.

Musical notation for the first system in B major. The treble staff contains a melodic line with various ornaments and fingerings (1, 2, 3, 4). The bass staff provides a harmonic accompaniment with similar rhythmic complexity.

Musical notation for the second system in B major. The treble staff continues the melodic line with intricate patterns, while the bass staff maintains the accompaniment.

Musical notation for the third system in B major. The treble staff features a melodic line with frequent ornaments and fingerings. The bass staff continues the accompaniment.

Musical notation for the fourth system in B major. The treble staff concludes the melodic line, and the bass staff provides the final accompaniment.

G moll.

The first system of the G minor section consists of two staves. The upper staff contains a melodic line with various ornaments and fingerings (1, 2, 3, 4, 5). The lower staff provides a harmonic accompaniment with similar rhythmic patterns and fingerings. The key signature has two flats (Bb and Eb).

D dur.

The second system of the D major section consists of two staves. The upper staff contains a melodic line with various ornaments and fingerings (1, 2, 3, 4, 5). The lower staff provides a harmonic accompaniment with similar rhythmic patterns and fingerings. The key signature has two sharps (F# and C#).

II moll.

Musical notation for the first system of 'II moll.' in G minor, 2/4 time. It consists of a treble and bass staff with a grand staff brace. The treble staff contains a melodic line with slurs and fingerings (1, 2, 3, 4, 5). The bass staff contains a rhythmic accompaniment with slurs and fingerings (1, 2, 3, 4).

Musical notation for the second system of 'II moll.' in G minor, 2/4 time. It consists of a treble and bass staff with a grand staff brace. The treble staff contains a melodic line with slurs and fingerings (1, 2, 3, 4, 5). The bass staff contains a rhythmic accompaniment with slurs and fingerings (1, 2, 3, 4).

Musical notation for the third system of 'II moll.' in G minor, 2/4 time. It consists of a treble and bass staff with a grand staff brace. The treble staff contains a melodic line with slurs and fingerings (1, 2, 3, 4, 5). The bass staff contains a rhythmic accompaniment with slurs and fingerings (1, 2, 3, 4).

Musical notation for the fourth system of 'II moll.' in G minor, 2/4 time. It consists of a treble and bass staff with a grand staff brace. The treble staff contains a melodic line with slurs and fingerings (1, 2, 3, 4, 5). The bass staff contains a rhythmic accompaniment with slurs and fingerings (1, 2, 3, 4).

Es dur.

Musical notation for the first system of 'Es dur.' in G major, 2/4 time. It consists of a treble and bass staff with a grand staff brace. The treble staff contains a melodic line with slurs and fingerings (1, 2, 3, 4, 5). The bass staff contains a rhythmic accompaniment with slurs and fingerings (1, 2, 3, 4).

Musical notation for the second system of 'Es dur.' in G major, 2/4 time. It consists of a treble and bass staff with a grand staff brace. The treble staff contains a melodic line with slurs and fingerings (1, 2, 3, 4, 5). The bass staff contains a rhythmic accompaniment with slurs and fingerings (1, 2, 3, 4).

Musical notation for the third system of 'Es dur.' in G major, 2/4 time. It consists of a treble and bass staff with a grand staff brace. The treble staff contains a melodic line with slurs and fingerings (1, 2, 3, 4, 5). The bass staff contains a rhythmic accompaniment with slurs and fingerings (1, 2, 3, 4).

Musical notation for the fourth system of 'Es dur.' in G major, 2/4 time. It consists of a treble and bass staff with a grand staff brace. The treble staff contains a melodic line with slurs and fingerings (1, 2, 3, 4, 5). The bass staff contains a rhythmic accompaniment with slurs and fingerings (1, 2, 3, 4).

C moll.

First system of musical notation for C minor, consisting of two staves (treble and bass clef) with various musical notations including notes, rests, and fingerings.

A dur.

Second system of musical notation for A major, consisting of two staves (treble and bass clef) with various musical notations including notes, rests, and fingerings.

Fis moll.

Musical notation for the first system of 'Fis moll.' in E major (F# major). It consists of a treble and bass staff with a common time signature. The treble staff features a melodic line with triplets and slurs. The bass staff provides a rhythmic accompaniment with similar triplet patterns.

Musical notation for the second system of 'Fis moll.', continuing the melodic and rhythmic themes from the first system.

Musical notation for the third system of 'Fis moll.', showing further development of the piece's texture.

Musical notation for the fourth system of 'Fis moll.', featuring more complex rhythmic patterns and fingerings.

As dur.

Musical notation for the first system of 'As dur.' in A major. It consists of a treble and bass staff with a common time signature. The treble staff has a melodic line with slurs and accents. The bass staff has a rhythmic accompaniment.

Musical notation for the second system of 'As dur.', continuing the melodic and rhythmic themes.

Musical notation for the third system of 'As dur.', showing further development of the piece's texture.

Musical notation for the fourth system of 'As dur.', featuring more complex rhythmic patterns and fingerings.

F moll.

Musical score for F major (F moll.) in C major, measures 1-12. The score is written in C major with a key signature of one flat (F major). It consists of two staves: a treble clef staff and a bass clef staff. The music is in 4/4 time and features a complex, flowing melody with many triplets and sixteenth notes. The bass line provides a steady accompaniment with eighth and sixteenth notes. The piece concludes with a final cadence in the treble staff.

E dur.

Musical score for E major (E dur.) in C major, measures 13-24. The score is written in C major with a key signature of one flat (F major). It consists of two staves: a treble clef staff and a bass clef staff. The music is in 4/4 time and features a complex, flowing melody with many triplets and sixteenth notes. The bass line provides a steady accompaniment with eighth and sixteenth notes. The piece concludes with a final cadence in the treble staff.

Cis moll.

Musical notation for the first system of 'Cis moll.' in C major. It consists of a treble and bass staff with a grand staff brace. The treble staff contains a melodic line with eighth and sixteenth notes, including triplets and slurs. The bass staff contains a rhythmic accompaniment with similar note values and slurs. Fingering numbers (1-4) are present throughout.

Musical notation for the second system of 'Cis moll.' in C major. It continues the melodic and accompanimental lines from the first system, maintaining the same rhythmic and fingering patterns.

Musical notation for the third system of 'Cis moll.' in C major. The melodic line continues with various rhythmic figures, and the bass line provides a steady accompaniment.

Musical notation for the fourth system of 'Cis moll.' in C major. This system concludes the piece with a final cadence in the treble staff and a sustained bass line.

Des dur.

Musical notation for the first system of 'Des dur.' in D major. It features a treble and bass staff with a grand staff brace. The treble staff has a melodic line with eighth and sixteenth notes, including triplets and slurs. The bass staff has a rhythmic accompaniment with similar note values and slurs. Fingering numbers (1-4) are present throughout.

Musical notation for the second system of 'Des dur.' in D major. It continues the melodic and accompanimental lines from the first system.

Musical notation for the third system of 'Des dur.' in D major. The melodic line continues with various rhythmic figures, and the bass line provides a steady accompaniment.

Musical notation for the fourth system of 'Des dur.' in D major. This system concludes the piece with a final cadence in the treble staff and a sustained bass line.

B moll.

Musical score for B minor (B moll.) in common time. The score consists of two systems of grand staff notation (treble and bass clefs). The first system contains measures 1-4, the second system contains measures 5-8, and the third system contains measures 9-12. The music features intricate fingerings and articulations, including slurs, accents, and various rhythmic patterns. The key signature has two flats (Bb and Eb).

H dur.

Musical score for D major (H dur.) in common time. The score consists of two systems of grand staff notation (treble and bass clefs). The first system contains measures 13-16, the second system contains measures 17-20, and the third system contains measures 21-24. The music features intricate fingerings and articulations, including slurs, accents, and various rhythmic patterns. The key signature has two sharps (F# and C#).

Gis moll.

The first system of music for 'Gis moll.' consists of two staves. The upper staff begins with a treble clef, a key signature of two sharps (F# and C#), and a common time signature. It contains a melodic line with various ornaments and fingerings. The lower staff begins with a bass clef and contains a bass line with similar rhythmic patterns and fingerings.

The second system of music for 'Gis moll.' continues the piece with two staves. It features complex rhythmic patterns and fingerings, including triplets and sixteenth notes, across both the treble and bass staves.

The third system of music for 'Gis moll.' continues the piece with two staves. It features complex rhythmic patterns and fingerings, including triplets and sixteenth notes, across both the treble and bass staves.

The fourth system of music for 'Gis moll.' continues the piece with two staves. It features complex rhythmic patterns and fingerings, including triplets and sixteenth notes, across both the treble and bass staves.

Fis dur.

The first system of music for 'Fis dur.' consists of two staves. The upper staff begins with a treble clef, a key signature of three sharps (F#, C#, and G#), and a common time signature. It contains a melodic line with various ornaments and fingerings. The lower staff begins with a bass clef and contains a bass line with similar rhythmic patterns and fingerings.

The second system of music for 'Fis dur.' continues the piece with two staves. It features complex rhythmic patterns and fingerings, including triplets and sixteenth notes, across both the treble and bass staves.

The third system of music for 'Fis dur.' continues the piece with two staves. It features complex rhythmic patterns and fingerings, including triplets and sixteenth notes, across both the treble and bass staves.

The fourth system of music for 'Fis dur.' continues the piece with two staves. It features complex rhythmic patterns and fingerings, including triplets and sixteenth notes, across both the treble and bass staves.

Dis moll.

The first section of the page contains four systems of piano exercises. Each system consists of a treble clef staff and a bass clef staff. The exercises are written in D minor (Dis moll.) and feature various chromatic runs. Fingering numbers (1-4) are placed above or below notes to indicate fingerings. Some notes are marked with an 'x', likely indicating natural harmonics or specific articulation. The exercises are organized into measures, with some measures containing multiple notes.

§ 46.

Übungen in chromatischen Läufen mit verschiedenen der Reihe nach anzuwendenden Fingersätzen.

The second section of the page contains three systems of piano exercises. The first system is particularly detailed, with numerous fingering numbers written above and below the notes. The exercises continue with chromatic runs in both hands, showing various fingerings and articulations. The notation includes treble and bass clefs, accidentals, and various note values.

Three systems of piano exercises in G minor. Each system consists of a treble and bass staff. The exercises feature complex fingering patterns, including triplets and sixteenth-note runs. The first system has a treble staff with fingering like 1 2 3 4 5 6 7 8 and a bass staff with 1 2 3 4 5 6 7 8. The second system has a treble staff with 1 2 3 4 5 6 7 8 and a bass staff with 1 2 3 4 5 6 7 8. The third system has a treble staff with 1 2 3 4 5 6 7 8 and a bass staff with 1 2 3 4 5 6 7 8.

§ 47.

Übungen im gebrochenen Dreiklang und dessen Umkehrungen (Sext- und Quartsext-Accord), sämtlich mit möglichster Ruhe des Armes und der Hand, indem der Ton nur mit dem Finger gebildet wird, ausgeführt.

Eight systems of piano exercises in various keys: C dur., A moll., F dur., D moll., G dur., E moll., B dur., G moll., and D dur. Each system consists of a treble and bass staff. The exercises feature complex fingering patterns, including triplets and sixteenth-note runs. The first system has a treble staff with fingering like 1 2 3 4 5 6 7 8 and a bass staff with 1 2 3 4 5 6 7 8. The second system has a treble staff with 1 2 3 4 5 6 7 8 and a bass staff with 1 2 3 4 5 6 7 8. The third system has a treble staff with 1 2 3 4 5 6 7 8 and a bass staff with 1 2 3 4 5 6 7 8. The fourth system has a treble staff with 1 2 3 4 5 6 7 8 and a bass staff with 1 2 3 4 5 6 7 8. The fifth system has a treble staff with 1 2 3 4 5 6 7 8 and a bass staff with 1 2 3 4 5 6 7 8. The sixth system has a treble staff with 1 2 3 4 5 6 7 8 and a bass staff with 1 2 3 4 5 6 7 8. The seventh system has a treble staff with 1 2 3 4 5 6 7 8 and a bass staff with 1 2 3 4 5 6 7 8. The eighth system has a treble staff with 1 2 3 4 5 6 7 8 and a bass staff with 1 2 3 4 5 6 7 8.

H moll.

Es dur.

Handwritten signature
C moll.

A dur.

Fis moll.

As dur.

F moll.

E dur.

Cis moll.

Des dur.

B moll.

H dur.

Gis moll.

Fis dur.

Dis moll.

Auch folgende Uebungen studire man in allen Tonarten, unter Anwendung desselben Fingersatzes, wie bei den vorhergehenden.

Handwritten notes: *adual*, *enah ft*

§ 48.

Uebungen im gebrochenen Septimen-Accord mit seinen Versetzungen (Quintsext-, Terzquart- u. Secund-Accord), ebenfalls mit ruhigem Arme und durch mehrere Octaven zu spielen.

Handwritten notes: *moll*, *bar*, *mf*

Four staves of musical notation for exercise § 49. Each staff contains a series of rhythmic patterns with fingerings (1-5) and accents. The patterns are complex, involving sixteenth and thirty-second notes.

§ 49.

Diese Übungen sind mit möglichst ruhigem Handgelenk und allmählich bis zur grössten Schnelligkeit einzuüben.

Piano exercise in 3/4 time, consisting of two systems of two staves each. The first system is in 3/4 time, and the second system is in 4/4 time. The exercise features a steady eighth-note accompaniment in the left hand and a more complex melodic line in the right hand.

Folgende Übungen sind streng legato, mit ruhigem Ellenbogen und möglicher Ruhe der Hand und des Armes auszuführen; ferner ist Alles im 1^{sten} Theil § 28 über das Unter- und Uebersetzen Gesagte auch hier zu beobachten.

A single staff of musical notation with extensive fingerings written above and below the notes. The exercise is in 3/4 time and consists of a series of eighth-note patterns.

Folgende Übungen studirt man fürs erste in dem vorgeschriebenen Umfang; später aber ist es nützlich, dieselben durch die ganze Claviatur auszuführen.

A series of musical exercises in C major and A minor, each consisting of two staves. The exercises are in 3/4 time and feature eighth-note patterns with fingerings. The first exercise is in C major, and the second is in A minor.

F dur.

D moll.

G dur.

E moll.

*) Den eingeklammerten Fingersatz wende man in der Gegenbewegung an.

B dur. 





G moll. 





D dur. 





H moll. 





Es dur. 





C moll. 





A dur. 





Fis moll. 





As dur. Musical notation for the first system of 'As dur.' in 3/8 time, featuring a treble clef and a key signature of two flats. The notation includes a series of eighth-note chords and melodic lines with fingerings (1-4) and a circled fingering (4 2 1 4).

Musical notation for the second system of 'As dur.', continuing the piece with similar rhythmic patterns and fingerings.

Musical notation for the third system of 'As dur.', including a circled fingering (5 2 1 4) at the end of the system.

F moll. Musical notation for the first system of 'F moll.' in 3/8 time, featuring a treble clef and a key signature of three flats. The notation includes eighth-note chords and melodic lines with fingerings (1-4).

Musical notation for the second system of 'F moll.', including a circled fingering (4 2 1 3) at the end of the system.

Musical notation for the third system of 'F moll.', including a circled fingering (5 4 2 3) at the end of the system.

E dur. Musical notation for the first system of 'E dur.' in 3/8 time, featuring a bass clef and a key signature of three sharps. The notation includes eighth-note chords and melodic lines with fingerings (1-4).

Musical notation for the second system of 'E dur.', including a circled fingering (4 2 1 4) at the end of the system.

Musical notation for the third system of 'E dur.', including a circled fingering (4 2 1 2) at the end of the system.

Cis moll. Musical notation for the first system of 'Cis moll.' in 3/8 time, featuring a bass clef and a key signature of four sharps. The notation includes eighth-note chords and melodic lines with fingerings (1-4).

Musical notation for the second system of 'Cis moll.', including a circled fingering (4 2 1 4) at the end of the system.

Musical notation for the third system of 'Cis moll.', including a circled fingering (5 2 1 4) at the end of the system.

Des dur.

B moll.

H dur.

Gis moll.

Ges dur.

Es moll.

This section contains four staves of musical notation. The first staff is in bass clef, the second in bass clef with the label 'Es moll.', the third in treble clef, and the fourth in treble clef. The music consists of eighth-note patterns with various fingerings (1-5) and slurs. The key signature has two flats (B-flat and E-flat).

Wenn die vorhergehenden, in gerader Bewegung gehaltenen Uebungen vollkommen studirt sind, so ist es sehr rathsam, dieselben mit strenger Beobachtung des gleichen Fingersatzes auch in verschiedenen Gegenbewegungen auszuführen und zwar nach dem folgenden für die Tonart C dur ausgeschriebenen Muster. Vor jeder Schlussnote wiederhole man den ersten Takt.

This section contains four systems of two staves each (treble and bass clef). The music consists of eighth-note patterns with various fingerings (1-5) and slurs. The key signature has no flats or sharps (C major). The first system has a slur over the first two measures of the treble staff. The second and third systems have a slur over the first two measures of the treble staff. The fourth system has a slur over the first two measures of the treble staff.

§ 50.

Der Dominant-Septimenaccord sammt Umkehrungen.
durch die ganze Claviatur zu üben.

This exercise consists of eight staves of music, each containing three measures. The first measure of each staff shows the dominant seventh chord in its root position, and the subsequent two measures show its first and second inversions. The exercise covers all twelve major and minor keys, starting with C major and ending with C minor. Fingerings are indicated by numbers 1-5 below the notes. Some measures include an 'X' above the staff, likely indicating a specific fingering or articulation point.

§ 51.

Verminderte Septimen - Accorde.
ebenfalls durch die ganze Claviatur zu üben.

This exercise consists of four staves of music, each containing three measures. The first measure of each staff shows the diminished seventh chord in its root position, and the subsequent two measures show its first and second inversions. The exercise covers all twelve major and minor keys, starting with C major and ending with C minor. Fingerings are indicated by numbers 1-5 below the notes. A handwritten annotation 'tr. moll' is present above the second measure of the second staff.

Weitere Studien in gebrochenen Accorden.

Bei folgenden Übungen beobachte man strenges Legato, besonders beim Ueber- und Untersetzen des fünften Fingers.

Two musical staves showing exercises in broken chords. The first staff is in C major (one sharp) and the second is in A minor (no sharps or flats). Both are in 3/4 time. Each staff contains two measures of music with detailed fingerings (1-5) and slurs indicating legato playing. The exercises focus on the movement of the fifth finger between chords.

Auch bei folgenden Übungen ist hauptsächlich auf vollkommene Ruhe des Armes zu sehen, und wiederhole man vor der Schlussnote die ersten zwei Takte.

Ten musical staves, each representing a different key signature: C dur., A moll., F dur., D moll., G dur., E moll., B dur., G moll., D dur., and H moll. Each staff contains two measures of music with detailed fingerings and slurs. The exercises are designed to be repeated, with the instruction to repeat the first two measures before the final note. The keys are arranged in a sequence that covers various chromatic and diatonic intervals.

Es dur. 

C moll. 

A dur. 

Fis moll. 

As dur. 

F moll. 

E dur. 

Cis moll. 

Des dur. 

B moll. 

H dur. 

Gis moll. 

Ges dur. 

Es moll. 

§ 53.

Gebundene Terzen.

Hierüber gelten dieselben Regeln, wie über die Bindung überhaupt, nur ist beim Unter- und Uebersetzen die Bindung beider Töne nicht leicht möglich; es genügt in der Regel, wenn in aufsteigender Scala beim Uebersetzen der obere, in absteigender Scala der untere Ton des Doppelgriffs gebunden wird. Die Hand muss sich über die betreffenden Finger elastisch und schnell herüberbiegen; hierbei darf aber der Finger, welcher die mit dem übersetzten Finger zusammenklingende Note angeschlagen hat, nicht zu früh aufgehoben werden, sondern der Ton ist möglichst auszuhalten.

Jeder weiteren Durscala ist die hier in C dur ausgeschriebene, jeder weiteren Mollscala die hier in A moll ausgeschriebene Vorübung vorzuschicken, natürlich mit Beobachtung der betreffenden Vorzeichnung.

Vorübung zu C dur.

legatissimo

C dur.

Vorübung zu A moll.

A moll.

F dur.

D moll.

G dur.

E moll.

B dur.

*) Den unteren Fingersatz möchten wir nach dem Studium des gewöhnlichen noch besonders empfehlen, da er für streng gebundene Stellen besonders empfehlenswerth sein dürfte.

G moll.

D dur.

H moll.

Es dur.

C moll.

A dur.

Fis moll.

Musical score for Fis moll. (F# minor) in 4/4 time. The score consists of two staves: a treble clef staff and a bass clef staff. The treble staff contains a melodic line with various intervals and slurs, while the bass staff provides a harmonic accompaniment. Fingering numbers (1-5) are indicated throughout the piece.

As dur.

Musical score for As dur. (A major) in 4/4 time. The score consists of two staves: a treble clef staff and a bass clef staff. The treble staff contains a melodic line with various intervals and slurs, while the bass staff provides a harmonic accompaniment. Fingering numbers (1-5) are indicated throughout the piece.

F moll.

Musical score for F moll. (F major) in 4/4 time. The score consists of two staves: a treble clef staff and a bass clef staff. The treble staff contains a melodic line with various intervals and slurs, while the bass staff provides a harmonic accompaniment. Fingering numbers (1-5) are indicated throughout the piece.

E dur.

Musical score for E dur. (E major) in 4/4 time. The score consists of two staves: a treble clef staff and a bass clef staff. The treble staff contains a melodic line with various intervals and slurs, while the bass staff provides a harmonic accompaniment. Fingering numbers (1-5) are indicated throughout the piece.

Cis moll.

Musical score for Cis moll. (C# minor) in 4/4 time. The score consists of two staves: a treble clef staff and a bass clef staff. The treble staff contains a melodic line with various intervals and slurs, while the bass staff provides a harmonic accompaniment. Fingering numbers (1-5) are indicated throughout the piece.

Des dur.

Musical score for Des dur. (D# major) in 4/4 time. The score consists of two staves: a treble clef staff and a bass clef staff. The treble staff contains a melodic line with various intervals and slurs, while the bass staff provides a harmonic accompaniment. Fingering numbers (1-5) are indicated throughout the piece.

B moll.

H dur.

Gis moll.

Fis dur.

Dis moll.

Chromatische Terzen.

Bei dem mit * bezeichneten Fingersatz sind beim Ueber- und Untersetzen beide Töne zu binden.

Übungen zur Beförderung der Dehnbarkeit, Kraft und Unabhängigkeit der Fingergelenke.

Schüler, deren Hände für die ganze Spannung zu klein sind, dürfen den zuerst angeschlagenen Ton beim Eintritt des letzten Viertels anlassen.

Sehr zu empfehlen ist die Fortsetzung dieser Übung in verschiedenen Tonarten, sowie in verminderten Septimen - Accorden.

The musical exercise consists of ten staves, each containing a sequence of chords and melodic lines. The notation includes various rhythmic values and articulation marks. Fingerings are indicated by numbers 1-5. The exercise is designed to improve finger flexibility, strength, and independence.

Gebrochene Octaven,

welche leicht mit dem Fingergelenke bei ruhigem Handgelenke ausgeführt werden sollen.

In folgenden Uebungen läuft häufig neben den gebrochenen Octaven eine gebundene Scala mit, wobei die beiden fünften oder ersten Finger, welche die gehaltenen Noten spielen, mit losem Fingergelenke (bei ruhigem Handgelenkeanschlagen und möglichst bindend von einer Taste auf die andere gleiten müssen.

§ 56.

Triller Uebungen.

Der Triller besteht aus zwei Noten, nämlich der Haupt- und der Wechselnote, und soll daher, wenn nicht die Ausnahme ausdrücklich verlangt ist, stets mit der Hauptnote anfangen, d. h. mit derjenigen Note, über welcher das Trillerzeichen steht. Jeder vollständige Triller erfordert einen Nachschlag, mit Ausnahme der Kettentriller, wo dieser eigens angezeigt sein muss; abwärts endet der Kettentriller stets mit der Haupt-, bisweilen jedoch auch mit einer nachgeschlagenen Note, wie man aus den Beispielen ersehen wird. Man übe alle folgenden Trillerstudien sowohl von unten hinauf, als von oben herab, wende die verschiedenen vorgeschriebenen Fingersätze nach einander an, übe sie mit den früher genannten Vortragszeichen ein, und schreite vom langsameren Tempo allmählig bis zur möglichsten Schnelligkeit fort, aber stets in richtigem Taktverhältniss. Die ersten vier Uebungen sind so ausgeschrieben, wie der Triller bei den späteren auszuführen ist.

3 5 3 5
2 4 2 4
4 5 4 5
3 4 3 4
2 3 2 3

4 3 4 3
3 2 3 2
2 1 2 1
3 1 3 1
4 2 4 2

4 3 4 3
3 2 3 2
2 1 2 1

4 5 4 5
3 4 3 4
2 3 2 3

3 4
2 3

4 3 4 3
3 2 3 2
2 1 2 1

Triller mit wechselnden Fingern.

1 2 1 2 1 3 1 3 2 3 2 3 2 4 2 4 3 4 3 4 3 5 3 5 4 5 4 5

2 1 2 1 3 1 3 1 3 2 3 2 4 2 4 2 4 3 4 3

Terzen Triller.

3 4 3 4
2 1 2 1

4 5 4 5
3 2 3 2

4 5 4 5
3 2 3 2

3 4 5

4 5 4 5
3 2 3 2

4 5 4 5
3 2 3 2

3 4 5

4 5 4 5
3 2 3 2

3 4 5

4 5 4 5
3 2 3 2

4 5 4 5
3 2 3 2

4 5 4 5
3 2 3 2

4 5 4 5
3 2 3 2

1 2 1 2
3 4 3 4

2 1 2 1
3 4 3 4

3 2 3 2
4 3 2 1

2 1 2 1
3 4 3 4

3 2 3 2
4 3 2 1

2 1 2 1
3 4 3 4

3 2 3 2
4 3 2 1

2 1 2 1
3 4 3 4

3 2 3 2
4 3 2 1

1 2 1 2 2 1 2 1 1 2 1 2 2 1 2 1 1 2 1 2 2 1 2 1 1 2 1 2

3 4 3 4 3 4 3 4 3 4 3 4 3 4 3 4 3 4 3 4 3 4 3 4 3 4 3 4

Dreifacher Triller.

4 5 4 5 3 4 5 4 5 4 5 2 1 2 1 4 5 4 5 3 4 5 4 5 4 5 2 1 2 1 4 5 4 5 3 4 5

2 1 2 1 1 2 1 2 1 2 1 1 2 1 2 2 1 2 1 1 2 1 2 1 2 1 1 2 1 2 2 1 2 1 1 2 1

4 5 4 5 3 4 5 4 5 4 5 3 4 5 4 5 4 5 3 4 5 4 5 4 5 3 4 5 4 5 4 5 3 4 5

1 2 1 2 1 1 2 1 2 1 2 1 2 1 2 1 2 1 2 1 1 2 1 2 1 2 1 2 1 2 1 2 1

Sexten Triller.

4 5 4 5 3 4 5 4 5 4 5 2 1 2 1 4 5 4 5 3 4 5 4 5 4 5 2 1 2 1 4 5 4 5 3 4 5

2 1 2 1 1 2 1 2 1 2 1 1 2 1 2 2 1 2 1 1 2 1 2 1 2 1 1 2 1 2 2 1 2 1 1 2 1

4 5 4 5 3 4 5 4 5 4 5 3 4 5 4 5 4 5 3 4 5 4 5 4 5 3 4 5 4 5 4 5 3 4 5

1 2 1 2 1 1 2 1 2 1 2 1 2 1 2 1 2 1 2 1 1 2 1 2 1 2 1 2 1 2 1 2 1

Ketten-Triller.

2323 3434 2323 3434 2323 3434 2323 3434

34 2323 3434 2323 3434

2323 3434

3 2 3 2 1 2 1 4

4 3 4 1 5 2 3 2 1 5 2 1

Ketten-Triller in Terzen.

4 5 2 1 4 5 4 5 3 4 1 2 4 5 2 1 4 5 2 1 4 5 2 1 4 5 2 1 5

Sechszehn weitere Etuden für verschiedene technische wie musikalische Zwecke.
Allegro moderato.

Nº 1.

ten. ten. ten.

p *mf*

p

f ten.

p

Sehr nützlich ist es, diese Etude, wenn dieselbe gut studiert ist, auch in folgender Form einzüben.

First system of musical notation, featuring a grand staff with treble and bass clefs. The music includes a melodic line in the treble clef and a bass line in the bass clef. Dynamics include *f* and *p*, and a *cresc.* marking. Fingerings are indicated with numbers 1-5.

Second system of musical notation, continuing the piece with similar melodic and bass line structures. It includes dynamic markings and fingering instructions.

Third system of musical notation, showing a continuation of the musical theme with various dynamics and a *cresc.* marking.

Fourth system of musical notation, featuring a more active melodic line in the treble clef and a supporting bass line.

Fifth system of musical notation, continuing the intricate melodic and harmonic development.

Sixth system of musical notation, showing a complex melodic pattern in the treble clef and a bass line with some rests.

Seventh system of musical notation, the final system on the page, concluding with a final cadence. It includes dynamic markings and fingering.

Allegro moderato.

Nº 2.

The main musical score consists of five systems of piano and bass staves. The piano part features a complex rhythmic pattern of eighth and sixteenth notes, often with slurs and fingerings (e.g., 3 4, 5 1, 2 3 4). The bass part provides a steady accompaniment with quarter and eighth notes. Dynamics include *ten.* (tenuto), *p legato*, *mf*, and *p*. The score is written in a key with one sharp (F#) and a 3/4 time signature.

Auch diese Etude rathen wir nachher mit Triolen zu studieren, in folgender Art:

A short musical exercise consisting of a single staff with a sequence of triplets. The notation shows a series of eighth notes grouped in threes, with a '3' above each group. The exercise is in the same key and time signature as the main piece.

First system of musical notation. The right hand (treble clef) features a melodic line with a slur over the first two measures, containing notes with fingerings 4 and 5. The left hand (bass clef) plays a rhythmic accompaniment of eighth notes with fingerings 4 3 and 3. A dynamic marking *p* is present in the left hand.

Second system of musical notation. The right hand continues with eighth-note patterns and fingerings 5 1, 2 1 2 4 2, 2 3, 2 4, and 3. The left hand has a simple accompaniment with fingerings 1 5, 2, and 3. A *cresc.* marking is placed between the staves.

Third system of musical notation. The right hand has a melodic line with fingerings 3, 4, and 5. The left hand features a complex eighth-note pattern with fingerings 4 3, 4 2 4 2 4, and 3 2 3.

Fourth system of musical notation. The right hand has a melodic line with fingerings 5, 4, and 3. The left hand continues with eighth-note patterns and fingerings 4 3, 4 3, and 4 2.

Fifth system of musical notation. The right hand has eighth-note patterns with fingerings 2 3, 2 3, and 2 3. The left hand has a melodic line with a slur and fingerings 5, 4, and 3. A *dim.* marking is present.

Sixth system of musical notation. The right hand has eighth-note patterns with fingerings 2 3, 2 3, 2 4 2 4 2, and 2 3. The left hand has a simple accompaniment with fingerings 4 and 3. A dynamic marking *p* is present in the left hand.

First system of musical notation, measures 1-2. The right hand features a continuous eighth-note pattern with a *cresc.* marking. The left hand has a bass line with a 5-fingered chord and a 3-fingered eighth-note pattern.

Second system of musical notation, measures 3-4. The right hand continues the eighth-note pattern. The left hand features a 5-fingered chord and a 3-fingered eighth-note pattern, with a *f* dynamic marking.

Third system of musical notation, measures 5-6. The right hand has a complex eighth-note pattern with 2, 4, and 5 fingerings. The left hand has a bass line with a 5-fingered chord and a 3-fingered eighth-note pattern.

Fourth system of musical notation, measures 7-8. The right hand has a complex eighth-note pattern with 3, 4, and 3 fingerings. The left hand has a bass line with a 3-fingered eighth-note pattern and a *p* dynamic marking.

Fifth system of musical notation, measures 9-10. The right hand has a complex eighth-note pattern with 3, 4, and 3 fingerings. The left hand has a bass line with a 3-fingered eighth-note pattern and a *p* dynamic marking.

Sixth system of musical notation, measures 11-12. The right hand has a complex eighth-note pattern with 2, 3, and 3 fingerings. The left hand has a bass line with a 3-fingered eighth-note pattern and a *f* dynamic marking.

Allegro.

Nº 3.

sempre f

This musical score is for a piece titled "Allegro. Nº 3." and is marked "sempre f" (sempre forte). It is written for piano and bass. The score consists of seven systems of two staves each. The music is highly technical, featuring rapid sixteenth-note passages, triplets, and complex fingering patterns. The key signature changes from one flat to two flats. The piece concludes with a double bar line and repeat dots. The page number "18" is printed at the bottom center.

This page contains six systems of musical notation for piano. Each system consists of two staves, a treble staff and a bass staff, connected by a brace on the left. The notation is highly technical, featuring complex rhythmic patterns, often with sixteenth or thirty-second notes. Fingerings are indicated by numbers 1-5 above or below notes. The key signature changes throughout the piece, including major, minor, and augmented/diminished keys. The first system starts with a treble clef and a 3/4 time signature. The second system has a treble clef and a 3/4 time signature. The third system has a treble clef and a 3/4 time signature. The fourth system has a treble clef and a 3/4 time signature. The fifth system has a treble clef and a 3/4 time signature. The sixth system has a treble clef and a 3/4 time signature. The page is numbered 18 at the bottom center.

Die Zweiunddreissigstel-Figuren sind mit ruhigem Handgelenk auszuführen.

Poco vivace.

Nº 4.

p
cantabile

The first system of music consists of two staves. The upper staff is in treble clef with a key signature of one sharp (F#) and a common time signature (C). It features a complex, rapid sixteenth-note pattern with numerous fingerings (1-5) indicated above the notes. The lower staff is in bass clef with the same key signature and time signature, containing a few simple notes and rests. The word 'cantabile' is written below the bass staff.

The second system continues the piece. The upper staff maintains the rapid sixteenth-note pattern with fingerings. The lower staff has a few notes and rests, with a 'p' dynamic marking appearing in the second measure.

The third system continues the piece. The upper staff maintains the rapid sixteenth-note pattern with fingerings. The lower staff has a few notes and rests, with a 'p' dynamic marking appearing in the first measure.

The fourth system continues the piece. The upper staff maintains the rapid sixteenth-note pattern with fingerings. The lower staff has a few notes and rests, with a 'p' dynamic marking appearing in the second measure.

The fifth system continues the piece. The upper staff has a few notes and rests, with a 'p' dynamic marking appearing in the first measure. The lower staff continues the rapid sixteenth-note pattern with fingerings.

First system of musical notation. Treble clef: Melodic line with a long slur. Bass clef: Complex rhythmic accompaniment with many sixteenth notes and fingerings.

Second system of musical notation. Treble clef: Melodic line with a long slur. Bass clef: Complex rhythmic accompaniment with many sixteenth notes and fingerings.

Third system of musical notation. Treble clef: Sixteenth-note patterns with fingerings. Bass clef: Simpler accompaniment with slurs. Dynamics: *f* and *dim.*

Fourth system of musical notation. Treble clef: Sixteenth-note patterns with fingerings. Bass clef: Simpler accompaniment with slurs. Dynamics: *p*

Fifth system of musical notation. Treble clef: Sixteenth-note patterns with fingerings. Bass clef: Simpler accompaniment with slurs. Dynamics: *cresc.* and *p*

Allegro.

No 5.

The musical score is written for piano and bass. It begins with a treble clef and a common time signature (C). The piece is marked "Allegro." and starts with a dynamic of *mf*. The piano part features a complex, rhythmic melody with many sixteenth and thirty-second notes, often beamed together. The bass part provides a steady accompaniment with chords and single notes. Dynamics vary throughout, including *f* (forte) and *dim.* (diminuendo). Fingering numbers (1-5) are extensively used to guide the performer. The score is divided into several systems, with first and second endings clearly marked. The piece concludes with a final chord in the treble and a melodic flourish in the bass.

Allegro vivace.

Nº 6.

p sempre legato

The musical score is written for a grand piano and consists of six systems of two staves each. The key signature is one sharp (F#) and the time signature is 3/4. The piece begins with a piano (*p*) dynamic and the instruction *sempre legato*. The first system shows a right-hand melody with eighth-note triplets and a left-hand accompaniment of quarter notes. The second system continues the right-hand melody with eighth-note triplets and the left-hand accompaniment. The third system features a crescendo (*cresc.*) leading to a forte (*f*) dynamic, with the right hand playing eighth-note triplets and the left hand playing quarter notes. The fourth system continues the right-hand melody with eighth-note triplets and the left-hand accompaniment. The fifth system features a forte (*f*) dynamic and the right hand playing eighth-note triplets, while the left hand plays quarter notes. The sixth system concludes the piece with a right-hand melody of eighth-note triplets and a left-hand accompaniment of quarter notes.

First system of musical notation. Treble clef, key signature of one sharp (F#). The right hand plays a melodic line with accents (>) and slurs. The left hand plays a bass line with triplets and slurs. A dynamic marking *p* is present.

Second system of musical notation. Treble clef, key signature of one sharp. The right hand continues the melodic line. The left hand features triplets and slurs. A dynamic marking *cresc.* is present.

Third system of musical notation. Treble clef, key signature of one sharp. The right hand has slurs and fingerings. The left hand has triplets and slurs.

Fourth system of musical notation. Treble clef, key signature of one sharp. The right hand has slurs and fingerings. The left hand has slurs and fingerings.

Fifth system of musical notation. Treble clef, key signature of one sharp. The right hand has slurs and fingerings. The left hand has slurs and fingerings.

Sixth system of musical notation. Treble clef, key signature of one sharp. The right hand has slurs and fingerings. The left hand has slurs and fingerings.

Allegro.

Nº 7.

sempre forte

The musical score is written for piano in 3/4 time, marked 'Allegro' and 'sempre forte'. It consists of six systems of two staves each. The first system includes a treble staff with a melodic line and a bass staff with a simple accompaniment. The second system features a treble staff with a more complex melodic line and a bass staff with a rhythmic accompaniment. The third system has a treble staff with a melodic line and a bass staff with a rhythmic accompaniment. The fourth system has a treble staff with a melodic line and a bass staff with a rhythmic accompaniment. The fifth system has a treble staff with a melodic line and a bass staff with a rhythmic accompaniment. The sixth system has a treble staff with a melodic line and a bass staff with a rhythmic accompaniment. The score includes various musical notations such as notes, rests, and fingerings.

The first system of musical notation consists of two staves: a treble staff and a bass staff. The treble staff contains a melodic line with several slurs and fingerings (1, 2, 3, 4, 5). The bass staff provides a harmonic accompaniment with chords and moving lines. A dynamic marking of *mf* is present.

The second system continues the piece. The treble staff features a melodic line with slurs and fingerings. The bass staff has a steady accompaniment. A dynamic marking of *mf* is present.

The third system shows further development of the melodic and harmonic themes. The treble staff has complex slurs and fingerings. The bass staff continues with a consistent accompaniment. A dynamic marking of *mf* is present.

The fourth system features a change in the bass line texture, with longer note values and a more sustained accompaniment. The treble staff continues with its melodic line. A dynamic marking of *mf* is present.

The fifth system concludes the page. The treble staff has a final melodic flourish with slurs and fingerings. The bass staff provides a final accompaniment. A dynamic marking of *mf* is present.

First system of musical notation. It consists of two staves: a treble clef staff on top and a bass clef staff on the bottom. The treble staff begins with a melodic line featuring eighth notes and slurs, with a dotted line and the number '8' above it. The bass staff provides a rhythmic accompaniment with eighth notes and slurs. Fingering numbers (1-5) are visible below the notes.

Second system of musical notation. It consists of two staves. The treble staff continues the melodic line with slurs and fingering. The bass staff has a more active accompaniment with slurs and fingering. The word *legato* is written in the bass staff. A dotted line with the number '8' is present above the treble staff.

Third system of musical notation. It consists of two staves. The treble staff features a melodic line with slurs and fingering. The bass staff has a rhythmic accompaniment with slurs and fingering. A dotted line with the number '8' is present above the treble staff.

Fourth system of musical notation. It consists of two staves. The treble staff continues the melodic line with slurs and fingering. The bass staff has a rhythmic accompaniment with slurs and fingering. A dotted line with the number '8' is present above the treble staff.

Fifth system of musical notation. It consists of two staves. The treble staff continues the melodic line with slurs and fingering. The bass staff has a rhythmic accompaniment with slurs and fingering. The system concludes with a double bar line.

Hier sind die verschiedenen Fingersätze anzuwenden, und bei den mit * bezeichneten beide Töne stets streng zu binden.

Allegro.

Nº 8.

p sempre legatissimo cresc. f

p cresc. f dim. p

f dim. p

p cresc. f

First system of musical notation. The upper staff (treble clef) contains a melodic line with notes and rests. The lower staff (bass clef) contains a complex accompaniment with many sixteenth notes and rests. Fingerings are indicated by numbers 1-5. Dynamics include *f*, *dim.*, *p*, and *cresc.*

Second system of musical notation. The upper staff continues the melodic line with many sixteenth notes. The lower staff continues the accompaniment. Dynamics include *f*, *p*, *cresc.*, and *f*.

Third system of musical notation. The upper staff has a melodic line with notes and rests. The lower staff has an accompaniment with many sixteenth notes. Dynamics include *p*, *cresc.*, and *f*.

Fourth system of musical notation. The upper staff has a melodic line with notes and rests. The lower staff has an accompaniment with many sixteenth notes. Dynamics include *f*, *dim.*, and *p*.

Fifth system of musical notation. The upper staff has a melodic line with notes and rests. The lower staff has an accompaniment with many sixteenth notes. Dynamics include *f*, *dim.*, and *p*.

Allegro.

Nº 9.

The musical score is written for piano and consists of six systems of two staves each. The right-hand staff is in treble clef and the left-hand staff is in bass clef. The piece is in 2/4 time and marked 'Allegro'. The first system includes the instruction 'sempre f' (piano) and features a complex melodic line in the right hand with many slurs and accents, and a bass line with some chords and single notes. The second system continues the melodic development. The third system includes the instruction 'ten.' (piano) in the bass line. The fourth system continues the piece. The fifth system continues the piece. The sixth system concludes the piece with a final melodic flourish in the right hand and a bass line. The score is filled with musical notation including notes, rests, slurs, accents, and dynamic markings.

Ruhiges Handgelenk.

Nº 10. **Vivace.**
p legato
ten. 1 2 5 1 2 1 2 1 3 1 3 5 3 1 3 5 3

First system of musical notation. Treble clef contains a melodic line with a slur over the first two measures and fingerings 3 1, 4 2, 3 1. Bass clef contains a rhythmic accompaniment with fingerings 3, 3, 2, 2, 2, 2, 2, 2, 2, 2, 2, 2.

Second system of musical notation. Treble clef contains a melodic line with a slur over the first two measures and fingerings 4, 5, 4, 3. Bass clef contains a rhythmic accompaniment with fingerings 2, 4, 2, 4, 2, 4, 2, 4, 2, 4, 2, 4.

Third system of musical notation. Treble clef contains a melodic line with a slur over the first two measures and fingerings 5 2, 4, 5, 4. Bass clef contains a rhythmic accompaniment with fingerings 2, 4, 2, 4, 2, 4, 2, 4, 2, 4, 2, 4. A dynamic marking *p* is present at the beginning.

Fourth system of musical notation. Treble clef contains a melodic line with a slur over the first two measures and fingerings 2, 4, 2, 4, 2, 4, 2, 4, 2, 4, 2, 4. Bass clef contains a rhythmic accompaniment with fingerings 5, 4, 5, 4, 5, 4, 5, 4. A dynamic marking *cresc.* is present in the middle, and *ten.* is present at the end.

Fifth system of musical notation. Treble clef contains a melodic line with a slur over the first two measures and fingerings 3, 3, 4, 1, 2, 3, 3, 3, 3, 3, 3, 3. Bass clef contains a rhythmic accompaniment with fingerings 5, 3, 5, 4, 3, 4, 2, 4, 3, 4, 5, 3, 5, 4, 5, 4. A dynamic marking *f* is present in the middle, and *ten.* is present at the beginning.

Sixth system of musical notation. Treble clef contains a melodic line with a slur over the first two measures and fingerings 2, 2, 3, 3, 3, 3, 3, 3, 3, 3, 3, 3. Bass clef contains a rhythmic accompaniment with fingerings 5, 2, 1, 2, 1, 2, 5, 2, 1, 2, 1, 2, 1, 2, 1, 2, 1, 2. A dynamic marking *dim.* is present in the middle.

Allegro.

No. 11.

The musical score consists of six systems of piano and bass staves. The piano part is characterized by intricate sixteenth-note patterns and trills, while the bass part provides a steady accompaniment with chords and simple melodic lines. Dynamics range from piano (*p*) to fortissimo (*f*), with crescendos and decrescendos. Fingerings are indicated by numbers 1-5 above or below notes. The piece concludes with a final chord in the piano part.

First system of musical notation. The upper staff (treble clef) contains a complex melodic line with many slurs and fingerings. The lower staff (bass clef) contains a simpler accompaniment. Dynamics include *f*, *dim.*, and *cresc.*. Fingerings are indicated by numbers 1-5 above or below notes.

Second system of musical notation. Continues the melodic and accompaniment lines from the first system. Includes various slurs and fingerings.

Third system of musical notation. Continues the melodic and accompaniment lines. Includes various slurs and fingerings.

Fourth system of musical notation. Continues the melodic and accompaniment lines. Includes various slurs and fingerings.

Fifth system of musical notation. Continues the melodic and accompaniment lines. Includes various slurs and fingerings.

Sixth system of musical notation. Continues the melodic and accompaniment lines. Includes various slurs and fingerings.

Harpeggio im langsamen Tempo.

Die Finger müssen von unten herauf in gleichen Zwischenräumen nach einander anschlagen, und dann für die Dauer jedes einzelnen Accordes liegen bleiben. Die rechte Hand tritt unmittelbar im nämlichen Zwischenraume, wie die einzelnen Finger, nach der linken ein.

Adagio.

Nº 12. *f*

Harpeggio im schnellen Tempo.

Beide Hände müssen zugleich eintreten und aufhören, die Finger aber, wie bei der vorhergehenden Etude, bei jedem einzelnen Accorde ebenfalls liegen bleiben, mit Aufeinanderfolge der Töne in gleichem Zwischenraum.

Allegro energico.

Nº 13. *f*

Harpeggirte Vorschläge.

Hier werden die Vorschlagsnoten nach einander aufgehoben; die erste Vorschlagsnote trifft gleichzeitig mit dem Begleitungsaccord zusammen; den Accent erhält jedoch die Hauptnote.

Andante.

Nº 14. *p ten. ten. ten. ten.*

ten. ten. ten. ten.

f ten. *f*

p *calando*

And. *

Jede Hand muss sich hier streng legato an die andere anschliessen; die Figur welche hinaufgestrichen, gehört der rechten, die welche heruntergestrichen, der linken Hand an.

Nº 15.

Veloce. *f*

m.g. *m.d.*

m.g. *m.d.*

m.g.

18

This page of musical notation is for piano and consists of six systems of grand staves. Each system contains a treble clef staff and a bass clef staff. The music is primarily composed of arpeggiated chords, with many notes grouped by slurs. Fingerings (1-5) are indicated throughout. The third system includes dynamic markings: *m.d.*, *f*, *m.g.*, *m.d.*, and *m.g.*. There are also markings like '8' and '5' above notes, possibly indicating octaves or specific fingerings. The notation is dense and technical, typical of a piano exercise or study.

Vorübung für mehrstimmige Sätze.

Moderato.

Nº 16.

p *legatissimo*

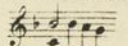

f

dim.

p

18

Dreistimmige Sätze mit selbstständig geführten Stimmen in den üblichsten Formen.

Hier ist Hauptregel, dass alle Stimmen streng obligat, als würden sie von drei verschiedenen Instrumenten ausgeführt, gespielt werden; Harpeggiren und derartiger Unfug ist sorgfältig zu vermeiden, und müssen alle drei Stimmen zu gleicher Zeit eintreffen. Die Stärke der einzelnen Stimmen richtet sich nach dem, in § 4 des ersten Theiles gegebenen Regeln, und ist zu genauerer Bestimmung bei jedem einzelnen Stücke näher bezeichnet. Dass wir das Stärkeverhältniss in Ziffern fixirten, soll jedoch nur eine allgemeine Andeutung sein, indem ein richtiges Gefühl die feineren Nüancen von selbst zu finden wissen wird. Es liegen nämlich, besonders in einer obligat begleitenden Stimme, zwischen jenen Ziffern noch gar manche Stärkegrade, je nachdem ein Ton mehr selbstständige oder nur ausfüllende Bedeutung hat. Dieses Stärkeverhältniss gilt nun für alle laufenden Begleitungen nebeneiner selbstständigen Melodie, es mögen dieselben nun bloss harmonische oder auch durchgehende Noten enthalten, da auch im letztern Falle durch Ueberschreitung des angegebenen Stärkegrades die begleitenden Noten schon durch ihre Mehrzahl sowohl die Hauptmelodie als die etwaige obligate Begleitung decken würden. — Von diesem Stärkeverhältnisse sind in allen Stimmen bei allen polyphonischen strengen und freien Sätzen die länger gehaltenen Töne insofern ausgenommen, als sie um ihres Fortklingens willen stets desto stärker angeschlagen werden, je länger ihre Notendauer gehört werden soll, indem auf dem Klavier nicht wie bei dem Zusammenspiel verschiedener selbstständiger Instrumente, deren jedes seinen Ton beliebig festhalten kann, sondern nur durch stärkeren oder schwächeren Anschlag die Stimmführung klar verständlich zu machen ist. Wird ferner ein gehaltener Ton, sei es in der Haupt- oder Nebenstimme, von einem Ton der laufenden Begleitung gekreuzt, z. B.:  so wird der Begleitungston nicht nur angeschlagen, sondern für die ganze Dauer der längeren Note fortgehalten, also: 

(Oberstimme = 1, Unterstimme = 2, Mittelstimme = 1/2)

Moderato.

Nº 1. *p sempre legato*



CRES.

First system of musical notation. The upper staff (treble clef) contains a melodic line with dynamics *mf*, *f*, and *pp*. The lower staff (bass clef) contains a bass line with various fingering numbers (1-5) and articulation marks. The key signature has two sharps (F# and C#).

(Verhältniss wie bei N^o 1.)

N^o 2. **Andante.**
p sempre legato

Second system of musical notation, labeled "No 2. Andante. p sempre legato". It features piano and bass staves with a 2/4 time signature and a key signature of two flats (Bb and Eb). The upper staff has a melodic line with fingering numbers, and the lower staff has a bass line with fewer notes.

Third system of musical notation, continuing the piece. It features piano and bass staves with various fingering numbers and articulation marks. The key signature remains two flats.

Fourth system of musical notation, continuing the piece. It features piano and bass staves with various fingering numbers and articulation marks. The key signature remains two flats.

Fifth system of musical notation, continuing the piece. It features piano and bass staves with various fingering numbers and articulation marks. The key signature remains two flats.

Sixth system of musical notation, continuing the piece. It features piano and bass staves with various fingering numbers and articulation marks. The key signature remains two flats. Dynamics include *cresc.*, *p*, and *dim.*

(Verhältniss wie bei N^o 1.)

N^o 3. *Andantino.*

p sempre legato *cresc.*

f *dimin.* *p*

p *f* *p* *f*

p *cresc.* *f* *p*

N^o 4. *Andante.* (Oberstimme = 1, Mittelstimme = $\frac{2}{3}$, Unterstimme = $\frac{1}{2}$.)

p sempre legato

f

*) Hier wie im zweiten Theil tritt die singende Stimme auch abwechselnd im Basse auf, wobei natürlich im Stärkeverhältniss entsprechend zu wechseln ist.

**) Obwohl schon in dem allgemein angegebenen Stärkeverhältniss der nöthige Wink ertheilt wurde, glauben wir doch noch folgendes bemerken zu müssen: Wenn während der fortgehaltenen Melodie in einer andern Stimme ein neuer Ton, wie obiges *f* eintritt, so soll dieser so angeschlagen werden, dass die Melodie dadurch nicht gedeckt wird.

(Alle drei Stimmen in gleicher Stärke, weil die Begleitung der Oberstimme aus länger gehaltenen Noten besteht, deren entsprechendes Fortklingen nur durch einen mit der Oberstimme gleich starken Anschlag bewirkt wird.)

Andante con moto.

No 5.

mf sempre legato

cresc.

f

p

f

p

*) Auch wenn eine Mittelstimme unter beide Hände geteilt ist, so hat man auf genaue Bindung zu achten: diese ist im vorliegenden und einigen folgenden Beispielen durch besondere Bogen angedeutet.

Alle drei Stimmen gleich stark.

Moderato.

Nº 6.

The musical score consists of five systems, each with a piano (p) part on the left and a violin part on the right. The piano part is marked *mf* and *legatissimo*. The violin part is marked *Moderato*. The score includes various musical notations such as slurs, ties, and dynamic markings. Fingering numbers (1-5) are provided for many notes. The piano part features a steady eighth-note accompaniment, while the violin part has a more melodic line with some triplets and slurs. The key signature has one sharp (F#) and the time signature is 3/4. The piece concludes with a double bar line and repeat dots.

(Stärkeverhältniss wie bei N^o 1. Die zwischen beide Hände getheilte Mittelstimme ist so gebunden auszuführen, als würde sie von einer Hand gespielt.)

Andante cantabile.

N^o 7.

sempre p legato

cresc.

dim.

p

cresc.

dim.

cresc.

f

pp

f

dimin.

p

calando

Dreistimmige Uebungen im strengen Satze.

Was den Fingersatz anbetrifft, so gelten alle Ziffern über den Noten für die rechte, die unter den Noten hingegen für die linke Hand. Für die Fortsetzung dieses Studiums möchten wir die 15 Symphonien von Seb. Bach (*Leipzig, bei Peters*) als das Vortrefflichste in dieser Richtung empfehlen.

Canon mit laufendem Basse.

Andante mosso.

N^o 1. *p sempre legato*

Freier Schluss.

Moderato.

N^o 2. *mf sempre legato*

The page contains two musical exercises, N° 1 and N° 2, for three-voice study. Exercise N° 1 is titled 'Andante mosso' and is marked 'p sempre legato'. It is in 3/8 time and consists of three systems of music. The first system is labeled 'Canon mit laufendem Basse'. The second system continues the piece, and the third system is labeled 'Freier Schluss'. Exercise N° 2 is titled 'Moderato' and is marked 'mf sempre legato'. It is in 2/4 time and consists of three systems of music. Both exercises feature complex fingering and phrasing, with many notes marked with finger numbers (1-5) above or below them. The notation includes treble and bass clefs, a key signature of one flat (B-flat), and various musical symbols such as slurs, accents, and dynamic markings.

Andante.

Nº 3. *mf sempre legato*

Lento e grave.

Nº 4. *mf*

FAISST.

p *mf* *f* *dim.* *cresc.* *dim.* *rit.* *p*

* Das dem Satze zu Grund liegende Motiv ist bei seinem Eintritt, welchen wir überall mit M bezeichnet haben, jedesmal durch stärkere Betonung hervorzuhoben. Auch muss an denjenigen Stellen, wo vor dem Motiv in der gleichen Stimme ein Bindebogen schliesst und mit demselben ein neuer beginnt, der vorhergehende Ton jener Stimme etwas früher abgehoben und mit dem Motiv frisch eingesetzt werden. Diese und die nächst folgenden Studien sind besonders denjenigen zu empfehlen, welche sich zu Organisten bilden wollen.

Canon mit laufender Oberstimme.

Faisst.

Nº 5. *Allegro ma non troppo.*

sempre legato *mf* *cresc.* *dim.* *p*

sempre cresc. *f* *dim.* *p*

freier Schluss.

Canon mit freier Mittelstimme.

Faisst.

Nº 6. *Andante con moto ed espressivo.*

p *legato* *cresc. molto* *di_min.* *p*

Fuge.

Nº 7. *Andante.* *sempre legato* *mf* Thema. Antwort. Contrathema.

The first system of the fugue begins with the theme in the bass clef, marked *Andante* and *sempre legato*. The key signature has three flats. The answer and counter-theme are shown in the treble clef.

Thema. Zwischensatz.

The second system continues the theme in the bass clef and includes an interlude (Zwischensatz) in the treble clef.

Thema. Vergrößerung.

The third system features the theme in the treble clef and its enlargement (Vergrößerung) in the bass clef.

Thema. Thema.

The fourth system shows the theme in the treble clef and another instance of the theme in the bass clef.

Engführung.

The fifth system is a stretto (Engführung) section, with the theme in the treble clef and the answer in the bass clef.

The sixth system concludes the fugue with complex fingerings and a final cadence in both staves.

Variationen über eine Chormelodie.

Nº 8.
THEMA.

Moderato.

p sempre legato *cresc.*

p *cresc.* *f* *p*

Var. 1.

p *sempre legato* *p*

cresc. *f* *dimin.*

p *cresc.* *f* *dimin.* *p*

rit.

Var. 2.

p *sempre legato*

(Melodie)

Var. 3.

pp *sempre legato*


12 Etuden zur weiteren Fortbildung im Vorangegangenen.

Triller bei gebundener Schreibart, wo derselbe durch die Bewegung der andern Stimmen nicht unterbrochen werden darf.

Moderato.

N^o 1.

The musical score consists of 12 études, numbered 1 through 12. Each étude is a short piece in 3/4 time, featuring a trill in the right hand and a supporting bass line in the left hand. The score includes dynamic markings such as *p*, *f*, *cresc.*, and *dim.*, and performance instructions like *sempre legato*. The études are arranged in seven systems, with the first system containing études 1-2, the second 3-4, the third 5-6, the fourth 7-8, the fifth 9-10, the sixth 11-12, and the seventh system containing the final two measures of the 12th étude.

80 Die getrillerte Note unterscheidet sich von dem eigentlichen Triller durch den Mangel des Nachschlags; das Zeichen dafür ist:  Man beginnt mit der Hauptnote und trillert durch den ganzen Werth derselben.

Allegretto.

Nº 2.




Ausführung wie beim vorübergehenden Takt.




Allegro.

Nº 3.

sempre e legato




This page of musical notation is a complex piece for piano, consisting of seven systems of staves. Each system typically contains two staves, one for the treble clef and one for the bass clef. The notation is dense with notes, rests, and fingerings, indicating a technically demanding piece. The key signature is B-flat major, and the time signature is 4/4. The piece features several dynamic markings, including *sf* (sforzando), and includes various musical symbols such as slurs, accents, and repeat signs. The notation is arranged in a standard piano score format, with the right hand (treble clef) and left hand (bass clef) parts clearly delineated. The page number 81 is located in the top right corner.

Mit losem Fingergelenk und möglicher Ruhe des Handgelenkes auszuführen;
später versuche man auch Triolen in folgender Weise:



Allegro.

No. 4.

First system of musical notation, featuring a grand staff with treble and bass clefs. The music is in a key with one sharp (F#) and a 3/4 time signature. It begins with a piano (*p*) dynamic and includes a *cresc.* marking. The right hand plays a complex, rhythmic pattern of chords and eighth notes, while the left hand provides a steady accompaniment of chords.

Second system of musical notation, continuing the piece. It features a piano (*p*) dynamic and a *f* dynamic marking. The right hand continues with intricate chordal textures, and the left hand maintains a consistent accompaniment.

Third system of musical notation, showing further development of the piece. The right hand's texture remains dense with chords, and the left hand's accompaniment is consistent.

Fourth system of musical notation, continuing the complex textures. The right hand features a series of chords and eighth-note patterns, while the left hand provides a steady accompaniment.

Fifth system of musical notation, showing the continuation of the piece's intricate textures. The right hand's chords and eighth-note patterns are prominent, supported by the left hand's accompaniment.

Sixth system of musical notation, concluding the piece. It features a *dim.* (diminuendo) dynamic marking and a final piano (*p*) dynamic. The right hand's texture is dense with chords, and the left hand provides a steady accompaniment.

Allegro moderato.

Bei ruhigem Handgelenk auszuführen.

Nº 5.

p
sempre legato

cresc.

f

dim.
p

cresc.
f

dim.
sf
sf
cresc.

f
dim.
sf
sf
sf
p

cresc.
f

First system of music. Treble clef contains a melodic line with many slurs and fingering numbers (1-5). Bass clef contains a bass line with chords and a few notes. A *dim.* (diminuendo) marking is present in the bass line.

Second system of music. Treble clef continues the melodic line. Bass clef has a bass line with a *p* (piano) marking and a *cresc.* (crescendo) marking.

Third system of music. Treble clef has chords and some melodic fragments. Bass clef has a busy bass line with many slurs and fingering numbers. A *f* (forte) marking is present.

Fourth system of music. Treble clef has chords. Bass clef has a bass line with many slurs and fingering numbers. A *ff* (fortissimo) marking is present.

Fifth system of music. Treble clef has chords and some melodic fragments. Bass clef has a busy bass line with many slurs and fingering numbers.

Sixth system of music. Treble clef has a melodic line with slurs and fingering numbers. Bass clef has a bass line with a *dim.* marking and a fermata over a note.

Seventh system of music. Treble clef has a melodic line with slurs and fingering numbers. Bass clef has a bass line with a *cresc.* marking and a *f* marking. The system ends with a double bar line.

Die Sechszehntelfigur bei ganz ruhigem Handgelenk mit dem Fingergelenk auszuführen.

Con moto.

Nº 6.

p

p

cresc.

System 1: Treble and bass clefs. Treble clef contains a complex rhythmic pattern with fingerings 4 2, 5 1, 4 2, 5 1, 4 2, 5 1, 4 2, 5 1. Bass clef contains a similar pattern with fingerings 1 2, 2 4, 1 5, 2 4, 1 5, 2 4, 1 5, 2 4. A fermata is placed over the first measure of the treble staff.

System 2: Treble and bass clefs. Treble clef starts with a *dim.* marking and fingerings 5 1, 4 2, 5 1, 4 2, 5 3, 4 1. Bass clef has fingerings 1, 15. A *cresc.* marking is present. The system ends with a *f* dynamic marking and a fermata over the final measure of the treble staff.

System 3: Treble and bass clefs. Treble clef has fingerings 4 2, 4 2, 4 2, 4 2, 4 2, 4 2, 4 2, 4 2. Bass clef has fingerings 2 4, 2 4, 2 4, 2 4, 2 4, 2 4, 2 4, 2 4. A *f* dynamic marking is present.

System 4: Treble and bass clefs. Treble clef has fingerings 4 2, 4 2, 4 2, 4 2, 4 2, 4 2, 4 2, 4 2. Bass clef has fingerings 2 4, 2 4, 2 4, 2 4, 2 4, 2 4, 2 4, 2 4. A fermata is placed over the final measure of the treble staff.

System 5: Treble and bass clefs. Treble clef starts with a *p* dynamic marking and fingerings 4 2, 4 2, 4 2, 4 2, 4 2, 4 2, 4 2, 4 2. Bass clef has fingerings 2 4, 2 4, 2 4, 2 4, 2 4, 2 4, 2 4, 2 4. A *cresc.* marking is present. The system ends with a *f* dynamic marking and a fermata over the final measure of the treble staff.

Ebenfalls mit ganz ruhigem Handgelenk.

Allegro moderato.

Nº 7.

The musical score consists of seven systems of piano and bass staves. The piano part features a complex rhythmic pattern of eighth and sixteenth notes, often beamed together. The bass part provides harmonic support with chords and occasional melodic lines. Dynamics range from mezzo-forte (mf) to piano (p), with a crescendo section. Tenuto (ten.) markings are used to indicate sustained notes. Fingering numbers (1-5) are provided for many notes. The key signature has one sharp (F#), and the time signature is 7/8.

Auch hier versuche man später folgende Art:

18

First system of musical notation. The right hand features a melodic line with a triplet of eighth notes and a slur over a quarter note. The left hand has a complex rhythmic accompaniment with a *cresc.* marking. The system concludes with a *f* dynamic marking.

Second system of musical notation. The right hand continues with a series of eighth-note patterns. The left hand provides a steady accompaniment with a *f* dynamic marking.

Third system of musical notation. The right hand has a melodic line starting with a *p* dynamic. The left hand features a complex rhythmic accompaniment with a *cresc.* marking.

Fourth system of musical notation. The right hand has a melodic line with a slur. The left hand has a complex rhythmic accompaniment with a *f* dynamic marking.

Fifth system of musical notation. The right hand has a melodic line with a slur. The left hand has a complex rhythmic accompaniment with a *f* dynamic marking.

Sixth system of musical notation. The right hand has a melodic line with a slur. The left hand has a complex rhythmic accompaniment with a *cresc.* marking.

Moderato.

Nº 8.

The musical score is written for piano and consists of five systems, each with a treble and bass staff. The key signature has one flat (B-flat) and the time signature is common time (C). The tempo is marked "Moderato".

- System 1:** Starts with a piano (*p*) dynamic. The bass staff features a continuous eighth-note pattern. The treble staff has chords and melodic lines. A slur covers the first two measures of the treble staff. The instruction "sempre legato" is written below the bass staff.
- System 2:** Continues the eighth-note pattern in the bass staff. The treble staff has chords and melodic lines. A slur covers the first two measures of the treble staff.
- System 3:** The bass staff continues with eighth notes. The treble staff has chords and melodic lines. A slur covers the first two measures of the treble staff. The dynamic marking *mf* appears in the second measure of the treble staff.
- System 4:** The bass staff continues with eighth notes. The treble staff has chords and melodic lines. A slur covers the first two measures of the treble staff.
- System 5:** The bass staff continues with eighth notes. The treble staff has chords and melodic lines. A slur covers the first two measures of the treble staff. The dynamic marking *dim.* appears in the first measure, and *mf* appears in the second measure. The piece concludes with a final flourish in the bass staff.

The musical score is arranged in six systems, each with a treble and bass staff. The key signature is one flat (B-flat). The notation includes various dynamics and articulations:

- System 1:** Treble staff has a *p* dynamic. Bass staff has a *cresc.* dynamic. Fingering: 5, 5, 5.
- System 2:** Treble staff has a *poco cresc.* dynamic. Bass staff has a *f* dynamic. Fingering: 5, 4, 5, 4, 3, 5, 4, 5, 4, 3, 5, 3, 2, 4, 5.
- System 3:** Treble staff has a *ff* dynamic. Bass staff has a *cresc.* dynamic. Fingering: 5, 3, 5, 5, 5, 5, 5, 3.
- System 4:** Treble staff has a *dim.* dynamic. Bass staff has a *mf* dynamic. Fingering: 3, 2, 3, 1, 5, 5, 5, 5, 4, 3, 2, 4, 5, 5, 5.
- System 5:** Treble staff has a *dim.* dynamic. Bass staff has a *calando* dynamic. Fingering: 5, 5, 2, 2, 4, 3.

Uebung für das Unter- und Uebersetzen.

Allegro moderato.

Nº 9.

sempre legato e f

The musical score consists of six systems, each with a piano (left) and treble (right) staff. The piece is in 2/4 time and features a complex, rhythmic melody. Fingerings are indicated by numbers 1-4 above or below notes. The piano part provides a steady accompaniment with similar rhythmic patterns. The tempo is marked 'Allegro moderato' and the performance instruction is 'sempre legato e f'.

This page of musical notation is a single system of six systems, each containing a treble and bass staff. The music is written in a key with one sharp (F#) and a 2/4 time signature. The notation is highly technical, featuring complex rhythmic patterns and extensive use of fingerings (numbers 1-5) and slurs. The piece concludes with a forte (f) dynamic marking.

Wenn diese Etude mit einfachen Sechszehnteln gehörig eingeübt ist, so rathen wir, dieselbe in der unter der ersten Zeile angedeuteten Weise mit Sèxtolen zu studieren.

Moderato.
Cantabile

Nº 10.

U. S. W.

*) Bei der zweiten Spielart kommt dieses Achtel (h) auf das fünfte Sechszehntel der Sextole.

***) Auch hier kommt dieses g bei der 2^{ten} Spielart, auf die vorletzte Note der Sextole, ebenso in allen späteren Fällen..

The first system of music features a treble staff with a melodic line and a bass staff with a rhythmic accompaniment. The treble staff begins with a *dim.* marking and includes fingerings such as 4, 2, 1, 3, 5, 3. The bass staff has a steady eighth-note pattern. The system concludes with a *f* dynamic marking.

The second system continues the piece. The treble staff has a *dim.* marking and features a melodic phrase with fingerings 5, 4, 3, 2, 1. The bass staff maintains its rhythmic pattern. The system ends with a *cresc.* marking.

The third system shows the treble staff with a *cresc.* marking and a melodic line with fingerings 3, 2, 1, 4. The bass staff continues with its rhythmic accompaniment.

The fourth system features a *f* dynamic marking in the treble staff, which contains sustained chords. The bass staff continues with its rhythmic accompaniment.

The fifth system concludes the page with a series of dynamic markings: *dim.*, *p*, *cresc.*, *dim.*, and *p*. The treble staff consists of sustained chords, while the bass staff continues with its rhythmic accompaniment.

Allegro moderato.

Nº 11.

The first system of the exercise is written in treble and bass clefs. The treble clef part features a series of eighth-note patterns with fingerings 4-5-4-5, 4-2-1, 4-5-4-5, 4-5-4-5, 4-2-1, 4-5-4-5, 4-2-1, and 4-5-4-5. The bass clef part has a few notes with fingerings 3 and 4. Dynamics include *p ten.* and *ten.*

The second system continues the exercise. The treble clef part has eighth-note patterns with fingerings 4-2-1, 4-5-4-2, 4-5, 4-4-5, and *sempre legato*. The bass clef part has notes with fingerings 5, 1, 2, 4, and 3. Dynamics include *p* and *mf*.

The third system features eighth-note patterns in the treble clef with a *dim.* dynamic. The bass clef part has notes with fingerings 3, 1, 5, 4, 3, 2, and 3.

The fourth system is marked *cantabile* and *p ten.* in the treble clef. The bass clef part has eighth-note patterns with fingerings 4-3-4-5 and *sempre legato*. Dynamics include *p ten.* and *mf*.

The fifth system continues with eighth-note patterns in the bass clef and notes in the treble clef with fingerings 5, 1, 4, 3, 4, 3, 4, 3, 4, 3. Dynamics include *f*.

This page of musical notation consists of six systems of staves. The first system includes a treble and bass staff with a *dim.* marking and a *p* dynamic. The second system features a treble staff with a *p* dynamic and a bass staff with a *p* dynamic. The third system has a treble staff with *mf* and *f* dynamics and a bass staff with *f* and *dim.* markings. The fourth system shows a treble staff with *p*, *mf*, and *dim.* markings, and a bass staff with *p* and *mf* markings. The fifth system includes a treble staff with *p*, *mf*, and *f* dynamics, and a bass staff with *mf* and *f* dynamics. The sixth system features a treble staff with *mf* and *f* dynamics, and a bass staff with *mf* and *pp* dynamics. The notation includes various musical symbols such as notes, rests, slurs, and dynamic markings, along with fingerings and articulation marks.

Moderato.

Nº 12.

The musical score is written for piano in a key with one sharp (F#) and a 12/8 time signature. It consists of six systems, each with a treble and bass staff. The first system is marked *p* and *legato*. The second system is also marked *p*. The third system is marked *f*. The fourth system is marked *dim.*. The fifth system is marked *p* and *legato*. The sixth system is marked *mf* and *legato*. The score includes various musical notations such as notes, rests, and dynamic markings like *p*, *cresc.*, *f*, *dim.*, and *mf*. Fingerings and articulation like *legato* are also indicated.

First system of musical notation. Treble clef contains a melodic line with slurs and ties. Bass clef contains a rhythmic accompaniment. Dynamic marking *p* is present. Fingering: 2 1 2 3 4 5.

Second system of musical notation. Treble clef continues the melodic line. Bass clef continues the accompaniment. Dynamic marking *cresc.* is present. Fingering: 2 1 2 3 4 5.

Third system of musical notation. Treble clef continues the melodic line. Bass clef continues the accompaniment. Dynamic marking *f* is present. Fingering: 2 1 2 3 4 5.

Fourth system of musical notation. Treble clef continues the melodic line. Bass clef continues the accompaniment. Dynamic marking *dim.* is present. Fingering: 2 1 2 3 4 5.

Fifth system of musical notation. Treble clef contains a melodic line with a *p* dynamic marking. Bass clef contains a rhythmic accompaniment with a *cresc.* marking. Fingering: 2 5 4 3 2 1.

Sixth system of musical notation. Treble clef contains a melodic line. Bass clef contains a rhythmic accompaniment. Dynamic markings include *f*, *dim.*, *calando*, and *m.d.* Fingering: 2 3 4 5.

Vierstimmige freie Sätze in den üblichsten Formen.

Das Stärkeverhältniss bleibt das nämliche, wie in den dreistimmigen Sätzen, und ist wieder durch Zahlen angedeutet. Auch bezüglich des gebundenen Vortrags gelten die beim dreistimmigen Satze gegebenen Regeln. Die beiden Mittelstimmen, zuweilen sogar die Unterstimme, bestehen gewöhnlich abwechselnd aus harmonischen, durchgehenden und obligaten Begleitungsnoten, diese nun zu unterscheiden und in die festgesetzten Stärke-Rubriken zu vertheilen, bietet nach richtigem Studium des dreistimmigen Satzes keine grosse Schwierigkeit. Die oblig. Begleitungsnoten sind, den harmonischen u. durchgehenden gegenüber, durch das Zeichen \rightarrow hervorgehoben. (Oberstimme = 1, Unterstimme = $\frac{2}{3}$, die laufenden Mittelstimmen = $\frac{1}{2}$)

Nº 1. *Andante cantabile.*

p sempre legato

cresc.

f

dimin.

cresc.

f

dim.

cresc.

f

p

p calando

Alle vier Stimmen mit gleicher Stärke, aus denselben Gründen wie bei N^o 5 des dreistimmigen Satzes.
 Überdies ist das nachgeahmte Motiv jedesmal hervorzuheben.

N^o 2.

Allegro moderato.

mf sempre legato

cre - scen - do

dim.

Andante-cantabile.

Nº 3.

p legatissimo

cresc.

f

cre - scen - do

f

p

(Die beiden Oberstimmen = $\frac{1}{2}$, die singende Mittelstimme = 1, die Unterstimme = $\frac{2}{3}$)

Con moto.

Nº 4.

The musical score is written for piano and consists of six systems, each with a treble and bass staff. The key signature has two flats (B-flat and E-flat), and the time signature is common time (C). The tempo is marked 'Con moto'. The piece begins with a dynamic of *p* (*piano*) and includes various dynamic markings such as *mf* (*mezzo-forte*), *dim* (*diminuendo*), and *pp* (*pianissimo*). The notation features complex rhythmic patterns, including sixteenth and thirty-second notes, and rests. Numerous fingerings (numbers 1-5) and articulation marks (accents and slurs) are provided for the performer. The score concludes with a double bar line and a repeat sign.

Andante.

N^o 5.

p sempre legato

(Alle vier Stimmen mit gleicher Stärke, jedoch die nachgeahmte Hauptfigur stets hervorzuheben, welche wir zur grössern Klarheit wieder mit obigem Zeichen —> versehen.)

Andante.

N^o 6.

p sempre legato

§ 62.

Vierstimmige Uebungen im strengen Satze.

Nach diesen Uebungen tritt am geeignetsten das Studium des „wohltempirten Claviers“ von J. S. Bach ein.

Moderato.

No. 1.

mf sempre legato

Andante grave.

Canon.

Nº 2.

p *sempre legato* *cresc.* *mf*

Variationen über einen Choral.

Moderato.

(Original-Melodie)

Nº 3. THEMA.

p *sempre legato* *p* *p* *cresc.* *una corda* *pp* *tutte le corde* *p*

Var. I.

mf (Melodie)

First system of musical notation, piano and bass staves. The piano staff begins with a *p* dynamic and a *cresc.* marking. The bass staff contains several measures with fingerings indicated by numbers 1 through 5.

Second system of musical notation, piano and bass staves. The piano staff includes a *cresc.* marking and a *p* dynamic. The bass staff continues with fingerings and rhythmic patterns.

Var. 2.

Third system of musical notation, piano and bass staves. The piano staff is marked *(Mel.)* and *sempre legato*. The bass staff begins with a *p* dynamic and includes fingerings. The system concludes with a *cresc.* marking.

Fourth system of musical notation, piano and bass staves. The piano staff features a *dim.* marking and a *p* dynamic. The bass staff includes fingerings and a *cresc.* marking.

Fifth system of musical notation, piano and bass staves. The piano staff starts with a *mf* dynamic and includes a *cresc.* marking and a *f* dynamic. The bass staff contains fingerings and rhythmic notation.

Sixth system of musical notation, piano and bass staves. The piano staff includes a *dim.* marking and a *p* dynamic. The bass staff features fingerings and rhythmic patterns.

Var. 3.

p sempre legato
(Mel.)

m. g.

cresc.

p

cresc.

f

dim.

p

The musical score consists of six systems of piano and melodic lines. The piano part is written in the right hand, and the melodic part is in the left hand. The score includes various dynamics such as *p* (piano), *cresc.* (crescendo), *f* (forte), and *dim.* (diminuendo). Fingerings are indicated by numbers 1-5. The piece concludes with a double bar line and repeat dots.

Var. 4

pp sempre legato

pp

cresc.

p

Choral (Originalmelodie) mit vierstimmiger Choral-Fuge.

No 4
Choral.

Grave.

p sempre legato

mf

cresc.

dim.

pp

cresc.

dimin.

Grave.

Choralfuge.

p sempre legato

Thema

Antwort

5 1 2 1 3 1 1 3 1 1

Thema

Choral

Zwischensatz

cresc.

Thema

Choral in dim.

Thema

dim.

Thema

Choral in dim.

cresc.

Zwischensatz u. Orgelpunkt

dim.

Engführung

Thema

Thema Choral

Thema

Thema

Thema

Choral

p

in dim.

Thema in d. Umkehrung

Verkleinerung des Chorals

Thema in der Umkehrung

cresc.

Engführung

Th.

dim.

p

Th.

Th.

Engführung Thema

Thema

Thema

Thema

Choral

Zwischensatz

f

calando

calando

16 Etuden zur weiteren Fortbildung des Vorangegangenen.
Drittes Staccato.

Die Finger müssen auf den betreffenden Tasten mit ruhigem Handgelenke möglichst schnell abglitschen oder abgeschnellt werden. Gründliche Uebung hierüber in verschiedenen Tonarten, nicht nur in einfachen Scalen, sondern selbst in Terzen-Scalen und gebrochenen Harmonien, ist sehr zu empfehlen, weil sie sehr bildend auf die Finger einwirken.

Nº 1. **Allegro.** *p* *2 1 2 1 2 1 2 1 2 1 simile* *cresc.* *f* *8*

legato *f* *2 1 2 1 2 1 simile* *dim.* *p*

p *3 2 1 3 2 1 3 2 1 simile* *cresc.* *8*

f *3 2 1 3 2 1 simile* *dim.* *legato*

legato

p *cresc.* *f*

sim.

p *cresc.* *f* *p* *cresc.*

f *p* *cresc.* *f*

f *p* *cresc.* *f*

f *p* *cresc.* *f*

f *p* *cresc.* *f*

Triller in modernen Sätzen durch eine Melodie unterbrochen, aber möglichst schnell auszuführen, dass die Unterbrechung dem Ohre nicht bemerkbar wird.

Allegro vivace.

No 2.

First system of musical notation. The upper staff features a complex, rapid melodic line with frequent slurs and fingerings (1, 2, 3, 4, 5). The lower staff provides a harmonic accompaniment with chords and single notes.

Second system of musical notation. Similar to the first system, it features a highly technical upper staff with slurs and fingerings, and a supporting lower staff.

Third system of musical notation. The upper staff continues with intricate melodic patterns, including triplets and slurs. The lower staff has a more active accompaniment.

Fourth system of musical notation. The upper staff has a melodic line with slurs and fingerings. The lower staff includes the instruction *cresc.* and a dynamic marking *f*. A separate staff of notes is shown below the main system.

Fifth system of musical notation. The upper staff has a melodic line with slurs. The lower staff features a rhythmic accompaniment with slurs and fingerings.

Sixth system of musical notation. The upper staff has a melodic line with slurs. The lower staff features a rhythmic accompaniment with slurs and fingerings.

System 1: Treble clef, 8-measure phrase. Fingerings: 5 1 2, 5 1 2, 5 1 2, 4 1 2, 5 1 2. Includes a slur over the first four measures.

System 2: Treble clef, 8-measure phrase. Dynamics: *dim.*, *p*. Includes a slur over the first four measures.

System 3: Treble clef, 8-measure phrase. Dynamics: *cresc.*, *f*. Includes a slur over the first four measures.

System 4: Treble clef, 8-measure phrase. Dynamics: *dim.*. Includes a slur over the first four measures.

System 5: Treble clef, 8-measure phrase. Dynamics: *p*, *mf*. Includes a slur over the first four measures.

This musical score is for a piano piece, consisting of six systems of staves. Each system contains two staves: the upper staff is in treble clef and the lower staff is in bass clef. The music is written in a common time signature (C) and features a complex, rhythmic texture with many sixteenth and thirty-second notes. The score includes several dynamic markings: *p* (piano) at the beginning of the second and fifth systems, *cresc.* (crescendo) in the middle of the second and fifth systems, and *dim.* (diminuendo) at the beginning of the third system. The piece concludes with a *f* (forte) marking in the final measure of the fifth system. Fingerings are indicated with numbers 1-5, and some notes have accents. The notation includes slurs, ties, and various articulation marks.

Die Sechszehntelfigur ist mit ruhigem Handgelenk auszuführen.

Allegro moderato.

Nº 3.

The musical score consists of six systems, each with a piano (treble clef) and bass (bass clef) staff. The key signature is one sharp (F#) and the time signature is 2/4. The score includes various musical notations such as slurs, accents, and dynamic markings. Fingerings are indicated by numbers 1-5 above or below notes. The dynamics range from piano (*p*) to forte (*f*), with intermediate markings like *mf* and *ten.* (tension). The piece is marked 'Allegro moderato' and includes the instruction 'Die Sechszehntelfigur ist mit ruhigem Handgelenk auszuführen.' (The sixteenth-note figure is to be performed with a calm hand).

p sempre legato ten. mf

p mf

p mf

p f

p mf f

p mf f

p

mf

p

mf

This page of musical notation consists of six systems of staves, each with a treble and bass clef. The music is written in a key with one sharp (F#) and a 2/4 time signature. The notation includes various rhythmic patterns, such as sixteenth-note runs and chords, with numerous fingerings indicated by numbers 1-5. Dynamics are marked throughout, including *cresc.*, *f*, *ff*, *p*, *mf*, *dim.*, and *f*. The piece concludes with a final chord marked *f*. The bottom system includes the words "cre", "scen", and "do" written below the bass staff.

Allegro energico. 8

Nº 4.

The musical score is for a piano piece, numbered 4, in G major (one sharp) and 2/4 time. It is marked "Allegro energico. 8" and "sempre f". The score is written for two staves (treble and bass clef) and consists of seven systems. The first system includes the tempo and dynamic markings. The music features a variety of rhythmic patterns, including eighth and sixteenth notes, and rests. Fingerings are indicated by numbers 1-5. The score is divided into measures by vertical bar lines, with some measures containing multiple beams for eighth notes. The piece concludes with a final cadence in the seventh system.

This page of musical notation contains six systems of staves, each with a treble and bass clef. The music is written in a key with three sharps (F#, C#, G#) and a 3/4 time signature. The notation includes various musical symbols such as notes, rests, and ornaments. Fingerings are indicated by numbers 1-5. The piece concludes with a double bar line and a repeat sign.

Nº 5.

sempre marcato il basso

The first system of musical notation consists of a grand staff with a treble clef on the upper staff and a bass clef on the lower staff. The time signature is common time (C). The music begins with a series of chords in the right hand, with fingerings 1, 4, 2, 4, 2, 5, 2, 1 indicated above the notes. The left hand plays a simple accompaniment of quarter notes. The tempo marking 'Allegro moderato' and the instruction 'sempre marcato il basso' are present.

The second system continues the piece with similar chordal textures in the right hand and accompaniment in the left hand. Fingerings 4, 2, 5, 4, 2, 5, 4, 2 are shown above the right-hand notes.

The third system shows the continuation of the musical piece, maintaining the same structural elements and fingerings.

The fourth system continues the piece, with the right hand playing chords and the left hand providing accompaniment. Fingerings 4, 2, 5, 4, 2, 5, 4, 2 are visible.

The fifth system continues the piece, showing the progression of chords and accompaniment. Fingerings 3, 2, 1, 4, 2, 5, 4, 2 are indicated.

The sixth system continues the piece, with the right hand playing chords and the left hand providing accompaniment. Fingerings 4, 2, 5, 4, 2, 5, 4, 2 are visible.

This page of musical notation is divided into six systems, each consisting of a treble and bass staff. The notation includes various musical elements such as notes, rests, and fingerings. The first system (measures 1-4) features a complex melodic line in the treble with frequent sixteenth-note runs and chords, while the bass provides a steady accompaniment. The second system (measures 5-8) continues the melodic development with more intricate patterns. The third system (measures 9-12) shows a shift in texture with more sustained chords and a more active bass line. The fourth system (measures 13-16) features a prominent melodic line in the treble with many slurs and ties. The fifth system (measures 17-20) includes a section with a dotted line above the staff, possibly indicating a repeat or a specific performance instruction. The sixth system (measures 21-24) concludes the page with a final melodic flourish in the treble and a sustained bass accompaniment. The page is numbered '123' in the top right corner and '18' at the bottom center.

Nº 6. Moderato.

p

sempre legato il basso.

mf

dim.

p

Anmerkung. Die im ersten Takt angegebene Accentuation der Bassfigur ist durch die ganze Etude beizubehalten; doch darf der Accent nicht schwerfällig ausgeführt werden.

This page of musical notation consists of seven systems, each with a treble and bass staff. The key signature is three sharps (F#, C#, G#). The piece features a variety of dynamic markings: *f* (forte), *ff* (fortissimo), *p* (piano), *f* (forte), *dim.* (diminuendo), *mf* (mezzo-forte), *p* (piano), *pp* (pianissimo), and *cresc.* (crescendo). Fingerings are indicated by numbers 1-5 above or below notes. The notation includes slurs, ties, and various rhythmic patterns. The piece concludes with a *Ped.* (pedal) marking and a decorative flourish.

Allegro.

Nº 7.

The musical score is written for piano and bass. It consists of seven systems, each with a treble and bass staff. The key signature is one sharp (F#), and the time signature is 6/8. The piece is marked 'Allegro' and 'Ruhiges Handgelenk'. The first system is marked 'p' and includes a 'cresc.' marking. The second system also includes a 'cresc.' marking. The third system is marked 'f'. The fourth system is marked 'dim.'. The fifth system includes a 'p' marking. The sixth system includes a 'cresc.' marking. The seventh system includes a 'p' marking and a 'cresc.' marking. The score is heavily annotated with fingerings (1-5) and articulation marks.

The musical score is arranged in seven systems, each with a treble and bass staff. The notation includes various musical symbols and performance markings:

- System 1:** Treble staff has fingerings (1-5) and slurs. Bass staff has dynamics *p* and *mf*.
- System 2:** Treble staff has slurs and accents. Bass staff has dynamics *cresc.* and *f*.
- System 3:** Treble staff has slurs and accents. Bass staff has dynamics *ff*.
- System 4:** Treble staff has slurs and accents. Bass staff has dynamics *p* and *cresc.*.
- System 5:** Treble staff has slurs and accents. Bass staff has dynamics *f*.
- System 6:** Treble staff has slurs and accents. Bass staff has dynamics *ten.* and *p*.
- System 7:** Treble staff has slurs and accents. Bass staff has dynamics *ten.* and *p*.

Moderato.

Nº 8.

The musical score is written for piano and consists of six systems of two staves each. The tempo is marked 'Moderato.' and the piece is numbered 'Nº 8.'. The key signature has one flat (B-flat). The music is characterized by intricate rhythmic patterns, primarily using sixteenth and thirty-second notes, often grouped in beams. The right hand (treble clef) plays the melodic line, while the left hand (bass clef) provides a harmonic accompaniment. Dynamics are indicated by 'mf ten.', 'ten.', and 'f'. Fingerings are clearly marked with numbers 1 through 5. The score includes various articulations such as slurs and accents. The piece concludes with a final cadence in the bass staff.

This page of musical notation is arranged in six systems, each containing a treble and bass staff. The music is written in a key with one sharp (F#) and a 3/4 time signature. The notation includes various musical symbols such as notes, rests, and ornaments. Fingerings are indicated by numbers 1-5. Dynamic markings include *mf* (mezzo-forte) and *dim.* (diminuendo). The page number 129 is located in the top right corner, and the number 18 is centered at the bottom.

Moderato.

Nº 9.

ten.
legato
mf

mf *cresc.*

8

f

8

f

8

cresc.

3 2

ff

Dehnung und Kräftigung der Fingergelenke.

Allegro moderato.

Nº 10.

The musical score consists of six systems, each with a treble and bass staff. The piece is in 2/4 time and begins with a dynamic marking of *sempre f*. The notation includes a variety of rhythmic patterns, such as eighth and sixteenth notes, often beamed together. Fingerings are indicated by numbers 1-4 above or below notes. The key signature has one flat (B-flat). The piece concludes with a final cadence in the bass staff.

The musical score consists of seven systems, each with a treble and bass staff. The notation includes various rhythmic values such as eighth, sixteenth, and thirty-second notes, as well as rests. Fingerings are indicated by numbers 1 through 5. A star symbol (★) is located above the first staff of the second system. A circled cross symbol (⊕) is located at the end of the third system. A dotted line with the number 8 is placed above the first staff of the sixth system.

★) Vor hier an bis zum Zeichen ⊕ lasse man bei jedem Accord alle Finger liegen.

Die überschlagenden Noten müssen mit losem Fingergelenke gebildet und möglichst lang ausgehalten werden.
Das Pedal wird durchaus genommen und mit jeder neuen Harmonie gewechselt.

Nº 11. *Andantino.* *p legato*

The score consists of six systems of piano and bass staves. The tempo is marked *Andantino*. The piece begins with a piano (*p*) and *legato* instruction. The music features complex, overlapping melodic lines with frequent slurs and ties. Dynamics range from *p* to *f* and *mf*. Articulation includes accents and slurs. Pedal markings (*Ped.*) are present throughout. Fingerings are indicated by numbers 1-5. The score includes various performance instructions such as *m. s. ten.*, *m. d.*, *scen-*, *do*, *dimin.*, *cre-*, and *p dolce*. The piece concludes with a *p dolce* instruction.

This page of musical notation consists of six systems of staves, each with a treble and bass clef. The notation includes various musical symbols such as notes, rests, and ornaments, along with performance instructions and dynamics.

- System 1:** Features a *poco cresc.* instruction in the bass staff and *cre* in the treble staff. Dynamics include *m.s. ten.* and *m.d.*
- System 2:** Includes the instruction *scen* in the bass staff and *do* in the treble staff. Dynamics include *m.s. ten.* and *molto*.
- System 3:** Starts with a *ff* dynamic in the bass staff and *p* in the treble staff. Includes the instruction *espressivo* in the treble staff. Dynamics include *m.s. ten.* and *m.d.*
- System 4:** Features *ten. m.d.* in the bass staff and *ten. m.d.* in the treble staff.
- System 5:** Includes *ten. m.d.* in the bass staff and *ten. m.d.* in the treble staff.
- System 6:** Starts with *dim.* in the bass staff and *pp* in the treble staff. Includes *poco rit.* in the treble staff. Dynamics include *ten. m.d.* and *ten. m.d.*.

Moderato.

Nº 12.

The first system of music for 'Nº 12' is in 2/4 time. It begins with a piano (*p*) and legato instruction. The right hand features a melodic line with fingerings (4, 2, 1) and a dynamic marking of *cresc.* (crescendo). The left hand provides a simple accompaniment. The system concludes with a *dim.* (diminuendo) marking.

The second system continues the piece. The right hand has a melodic line with fingerings (4, 5, 4, 5, 3, 2, 1) and a *cresc.* marking. The left hand accompaniment is consistent with the first system. The system ends with a *dim.* marking.

The third system features a piano (*p*) dynamic marking. The right hand has a melodic line with fingerings (4, 4, 4, 3, 4, 3) and a *cresc.* marking. The left hand accompaniment includes fingerings (1, 2, 4) and (4, 5). The system ends with a *dim.* marking.

The fourth system begins with a forte (*f*) dynamic marking. The right hand has a melodic line with fingerings (3, 5, 3) and a *dim.* marking. The left hand accompaniment includes fingerings (1, 2, 4) and (5). The system ends with a *dim.* marking.

The fifth system begins with a piano (*p*) dynamic marking. The right hand has a melodic line with fingerings (3, 2, 1) and (5, 2, 1). The left hand accompaniment includes fingerings (1, 2, 4) and (5). The system ends with a *dim.* marking.

Musical notation for the first system, featuring a treble and bass clef. The treble clef part has a complex rhythmic pattern with many sixteenth and thirty-second notes, including triplets and slurs. The bass clef part has a simpler accompaniment with chords and moving lines. Fingerings are indicated by numbers 1-5. A *cresc.* marking is present in the third measure.

Musical notation for the second system. The treble clef part continues with complex patterns. The bass clef part has a more active line with slurs and fingerings. A *f* dynamic marking is in the second measure, and a *poco riten. cresc.* instruction is in the third measure.

à tempo

Musical notation for the third system, marked with *ff* dynamics. The treble clef part features dense, rapid sixteenth-note passages. The bass clef part provides a steady accompaniment.

Musical notation for the fourth system, marked with *f* dynamics. The treble clef part has a more melodic line with slurs and fingerings. The bass clef part continues with chords and moving lines.

Musical notation for the fifth system, marked with *dim.* and *p* dynamics. The treble clef part has a melodic line with slurs and fingerings. The bass clef part has a simpler accompaniment. The system ends with a *p* dynamic marking.

Bei ruhigem Handgelenk mit dem Fingergelenk auszuführen.

Allegro.

Nº 13. *ff sempre*

sempre legato

The musical score consists of five systems, each with a treble and bass clef staff. The first system is marked 'Allegro.' and 'ff sempre'. The bass staff features a complex rhythmic pattern with triplets and sixteenth notes, with fingering numbers 1, 3, 4, and 5. The treble staff has a few notes. The second system is marked 'sempre legato'. The bass staff continues the rhythmic pattern with fingering 4, and the treble staff has chords. The third system has a slur over the treble staff and continues the bass staff pattern with fingering 4. The fourth system continues the bass staff pattern with fingering 4. The fifth system continues the bass staff pattern with fingering 4 and 5.

First system of musical notation. The treble clef staff contains a series of chords and a melodic line with slurs and fingerings (5, 4, 5, 4, 5, 4). The bass clef staff features a complex rhythmic pattern with many sixteenth notes and fingerings (4, 3, 4, 4, 4, 4, 4, 4, 4, 4, 4, 4).

Second system of musical notation. The treble clef staff has a melodic line with slurs and fingerings (4, 4, 4, 4, 4, 4, 4, 4, 4, 4, 4, 4). The bass clef staff continues the rhythmic pattern with slurs and fingerings (4, 4, 4, 4, 4, 4, 4, 4, 4, 4, 4, 4).

Third system of musical notation. The treble clef staff shows chords and a melodic line with slurs and fingerings (4, 4, 4, 4, 5, 4, 5, 4). The bass clef staff has a rhythmic pattern with slurs and fingerings (4, 4, 4, 4, 4, 4, 4, 4, 4, 4, 4, 4, 4, 4, 4, 4).

Fourth system of musical notation. The treble clef staff features a melodic line with slurs and fingerings (4, 4, 3, 3, 4, 4, 4, 4, 5, 4). The bass clef staff has a rhythmic pattern with slurs and fingerings (4, 4, 4, 4, 4, 4, 4, 4, 4, 4, 4, 4, 4, 4, 4, 4).

Fifth system of musical notation. The treble clef staff contains chords and a melodic line with slurs and fingerings (5, 3, 4, 3, 4, 3, 4, 3, 4). The bass clef staff has a rhythmic pattern with slurs and fingerings (4, 4, 4, 4, 4, 4, 4, 4, 4, 4, 4, 4, 4, 4, 4, 4).

First system of musical notation. The treble clef staff contains a melodic line with a slur over the first two measures and a fermata over the final measure. The bass clef staff features a complex rhythmic accompaniment with triplets and fourths. The key signature has two sharps (F# and C#).

Second system of musical notation. Similar to the first system, it features a melodic line in the treble and a rhythmic accompaniment in the bass. The key signature remains two sharps.

Third system of musical notation. The treble clef staff shows a melodic line with a slur and a fermata. The bass clef staff continues the rhythmic accompaniment. The key signature is two sharps.

Fourth system of musical notation. The treble clef staff has a melodic line with a slur and a fermata. The bass clef staff features a rhythmic accompaniment with triplets and fourths. The key signature is two sharps.

Fifth system of musical notation. The treble clef staff contains a melodic line with a slur and a fermata. The bass clef staff has a rhythmic accompaniment. The key signature is two sharps.

Sixth system of musical notation. The treble clef staff features a melodic line with a slur and a fermata. The bass clef staff continues the rhythmic accompaniment. The key signature is two sharps.

First system of musical notation. The treble clef staff contains a melodic line with a long slur over the first eight notes, which are marked with '4' for fingering. The bass clef staff contains a rhythmic accompaniment with slurs and fingering numbers (4, 5, 3, 4, 4, 4, 3, 4, 4, 4).

Second system of musical notation. The treble clef staff has a dotted line above the first measure with an '8' above it, indicating an octave shift. The bass clef staff continues the accompaniment with slurs and fingering numbers (4, 4, 4, 4, 4, 4, 4, 4, 4, 4, 4, 4).

Third system of musical notation. The treble clef staff has a dotted line above the first measure with an '8' above it. The bass clef staff continues the accompaniment with slurs and fingering numbers (4, 4, 4, 4, 4, 4, 4, 4, 4, 4, 4, 4).

Fourth system of musical notation. The treble clef staff has a dotted line above the first measure with an '8' above it. The bass clef staff continues the accompaniment with slurs and fingering numbers (4, 4, 4, 4, 4, 4, 4, 4, 4, 4, 4, 4).

Fifth system of musical notation. The treble clef staff has a dotted line above the first measure with an '8' above it. The bass clef staff continues the accompaniment with slurs and fingering numbers (4, 4, 4, 4, 4, 4, 4, 4, 4, 4, 4, 4).

Sixth system of musical notation. The treble clef staff has a dotted line above the first measure with an '8' above it. The bass clef staff continues the accompaniment with slurs and fingering numbers (4, 4, 4, 4, 4, 4, 4, 4, 4, 4, 4, 4).

Allegro.

Nº 14.

The musical score is for a piano piece, numbered 14, in 6/8 time, marked Allegro. It consists of six systems of two staves each. The first system begins with a piano (*p*) dynamic and includes fingerings 1, 2, 3, 4, and 5. The second system features a crescendo (*cresc.*) and fingerings 5, 5, 3, 5, 5, 5, 4. The third system includes a decrescendo (*dim.*) and a piano (*p*) dynamic, with fingerings 5, 3, 4, and 4. The fourth system features a crescendo (*cresc.*) and fingerings 3, 3, 4, 5, 4, 4. The fifth system includes a decrescendo (*dim.*) and fingerings 5, 3, 5, 3. The sixth system begins with a piano (*p*) dynamic and includes a crescendo (*cresc.*), with fingerings 5, 4, 5, 4, 5, 3. The piece concludes with a double bar line.

The musical score is arranged in six systems, each with a treble and bass staff. Fingerings are indicated by numbers 1-5 above notes. Pedal markings include 'Ped.', 'pp Ped.', 'cresc.', 'dim.', and 'f'. A star symbol is used to mark specific measures in the fourth system.

*) Von hier an bis zum Zeichen Φ lasse man bei jedem Accord alle Finger liegen.

First system of musical notation, consisting of a grand staff with treble and bass clefs. The music features a complex rhythmic pattern with many sixteenth notes. Pedal markings ('Ped.') and asterisks are present. The word 'sempre' is written in the bass staff.

Second system of musical notation, continuing the piece. It includes a dynamic marking of 'ff' (fortissimo) and 'Ped.' in the bass staff. The notation is dense with sixteenth-note passages.

Third system of musical notation, showing further development of the sixteenth-note texture. Pedal markings and asterisks are used throughout.

Fourth system of musical notation, featuring a variety of accidentals and rhythmic patterns. Pedal markings and asterisks are present.

Fifth system of musical notation, with a mix of treble and bass clefs in the grand staff. Pedal markings and asterisks are used.

Sixth system of musical notation, concluding the page. It features a complex interplay of notes and rests, with frequent pedal markings and asterisks.

The page contains seven systems of piano music. Each system consists of a grand staff with a treble and bass clef. The music is characterized by intricate rhythmic patterns, often involving sixteenth and thirty-second notes. Pedal markings are frequent, with 'Ped.' and '♯' (damper pedal) appearing throughout. Performance directions include 'cresc.' (crescendo), 'molto' (moderato), and 'ff' (fortissimo). A dotted line with the number '8' above it spans across the first two staves of the seventh system, indicating an octave shift. The page concludes with a double bar line and repeat signs.

♯ Auch von hier an bleiben alle Finger liegen.

First system of musical notation, featuring a grand staff with treble and bass clefs. It includes a melodic line in the upper treble staff and a complex accompaniment in the lower two staves. Fingerings are indicated by numbers 1-5. A dotted line with an '8' above it spans across the system.

Second system of musical notation, continuing the piece. It features similar melodic and accompaniment parts with various fingerings and articulation marks.

Third system of musical notation, showing further development of the musical themes. It includes a melodic line and accompaniment with fingerings and a dotted line with an '8' above it.

Fourth system of musical notation, featuring intricate melodic passages and accompaniment. Fingerings and articulation are clearly marked throughout.

Fifth system of musical notation, showing a melodic line in the upper staff and accompaniment in the lower staves. The notation includes various rhythmic values and fingerings.

Sixth system of musical notation, the final system on the page. It contains complex melodic and accompaniment parts with numerous fingerings and articulation marks. A page number '18' is visible at the bottom center of this system.

This page of musical notation consists of seven systems of two staves each (treble and bass clef). The music is written in a key signature of one sharp (F#) and a time signature of 3/4. The notation includes various rhythmic patterns, such as eighth and sixteenth notes, and rests. Fingerings are indicated by numbers 1-5 above or below notes. A first ending bracket is present at the beginning of the second system. A *crescendo* marking is placed below the first staff of the seventh system. The page concludes with a double bar line.

Vorbereitende Octaven-Uebungen.

(Die eigentliche Octavenschule folgt im vierten Theil dieses Werkes.)

Da die Octave im Claviersatz die wichtigste Verstärkung des einzelnen Tones ist, indem diese Verdopplung keineswegs als zwei Töne, sondern nur als ein stärkerer einfacher dem Ohre sich darstellt, so erfordert sie auch die nämliche Klangfarbe, wie der einzelne Ton und muss der nämlichen Nüancirungen fähig sein, wie dieser. Es gibt daher ebenfalls vier Arten des Anschlags derselben, nämlich:

1) Die gewöhnlichen gestossenen Octaven, mit möglichst ruhigem Arme, nur durch Hebung und Senkung des Handgelenks auszuführen. Erst wenn diese hinreichend geübt sind, gehe man zu den folgenden Arten über.

2) Die gebundenen Octaven, genau zu bilden wie das Legato des einzelnen Tones, also mit dem Fingergelenk bei ruhigem Handgelenk.

3) Die gestossen-gebundenen Octaven, welche unserem zweiten Staccato entsprechen. Man bildet dieselben ebenfalls mit den Fingern, jedoch nicht ohne eine gewisse Mitwirkung des Handgelenkes, welches sich aber nur ganz unmerklich heben und senken und nebst dem Arm nicht höher als die Hand selbst gehalten werden darf, indem man sonst zu leicht geneigt ist, sie mit steifem Arme auszuführen.

4) Die scharf gestossenen Octaven, welche ebenfalls, wie der einfache Ton, durch Abschnellen der Finger von den Tasten gebildet werden.

Für N^o 3 und 4 sind die nämlichen Uebungen zu benutzen, wie für N^o 1. Nur für N^o 2, wo ein anderer Fingersatz erheischt wird, folgen besondere Uebungen.

Man studire nachfolgende Uebungen durch alle Tonarten. Bei der Vorübung wechsele man auf der Obertaste, wie es das fünfte Beispiel zeigt, während in der Scala jede Obertaste den vierten Finger erhält. Man studire die Scalen durch die ganze Claviatur. Ferner wären die ersten 11 Seiten des zweiten Theiles der Clavierschule in Octaven zu üben sehr zu empfehlen.

Chromatische Octaven.

Gebundene Octaven.

*) Bei *1 hat die linke Hand die Unterterz, bei *2 die Untersext mitzuspielen.

Hat man in den vorhergehenden Uebungen hinreichende Sicherheit erzielt, so studire man alle Arten gebrochener Dreiklänge und Septimen - Accorde sammt deren Versetzungen, wie früher einfach, so nun in Octaven durch alle Tonarten, wie folgende Beispiele andeuten:

Uebungen in Octavensprüngen, in allen Tonarten zu versuchen.

Octavenübungen mit beigefügter Terz oder Sexte, durch mehrere Tonarten zu studiren.

65.

Gebundene Sext-Accorde in allen Dur- und Moll-Tonarten.

Die Bindung ist dieselbe, wie bei den Terzen, und bei den mit * bezeichneten Fingersätzen sind beide Töne stets streng zu binden.

Dur-Tonarten.

The musical score consists of six systems, each representing a major key. Each system has two staves: a treble clef staff and a bass clef staff. The treble staff contains sixteenth-note patterns with fingerings (1-5) and some asterisks. The bass staff contains a steady eighth-note accompaniment. The keys are arranged in descending order of pitch: C major, G major, D major, A major, E major, and B major.

The first system of music consists of two staves. The upper staff is in treble clef and the lower in bass clef. Both are in a key signature of three flats (E-flat major or C minor). The music features a series of chords and melodic lines with fingerings indicated by numbers 1-5 above the notes.

The second system continues the musical piece. It maintains the same key signature and features similar chordal textures and melodic patterns as the first system, with detailed fingering instructions.

The third system shows further development of the musical themes. The notation includes complex chordal structures and melodic lines, with fingerings clearly marked for the performer.

Moll Tonarten.

The first system of the 'Moll Tonarten' section is in a minor key (one flat). It features a series of chords and melodic lines with fingerings indicated by numbers 1-5.

The second system of the 'Moll Tonarten' section continues in the same minor key, featuring similar chordal and melodic structures with detailed fingering.

The third system of the 'Moll Tonarten' section concludes the section in the same minor key, with complex chordal textures and melodic lines.

The first three systems of exercises are for the left hand. Each system consists of two staves: a treble clef staff with a melodic line and a bass clef staff with a bass line. The exercises are in a minor key and feature chromatic sixths and sevenths. Fingerings are indicated by numbers 1-5 above or below notes. The first system has 8 measures, the second has 8 measures, and the third has 8 measures.

Chromatisch fortlaufende gebundene Sext- und Septaccorde.

The last three systems of exercises are for both hands. Each system consists of two staves: a treble clef staff and a bass clef staff. The exercises are in a minor key and feature chromatic sixths and sevenths. Fingerings are indicated by numbers 1-5 above or below notes. The first system has 8 measures, the second has 8 measures, and the third has 8 measures.

Gebundene Sexten in allen Dur- und Moll-Tonarten.

Von der Bindung gilt wieder das Gleiche, wie bei den Terzen. Auch wird es hier von grossem Nutzen sein, jede Hand für sich zu üben.

Dur-Tonarten.

The page contains 12 rows of musical exercises for major keys. Each row consists of two staves (treble and bass clef) with a key signature. The exercises are:

- Row 1: C major (no sharps or flats)
- Row 2: G major (one sharp: F#)
- Row 3: D major (two sharps: F#, C#)
- Row 4: A major (three sharps: F#, C#, G#)
- Row 5: E major (four sharps: F#, C#, G#, D#)
- Row 6: B major (five sharps: F#, C#, G#, D#, A#)
- Row 7: F# major (six sharps: F#, C#, G#, D#, A#, E#)
- Row 8: C# major (seven sharps: F#, C#, G#, D#, A#, E#, B#)
- Row 9: G# major (seven sharps: F#, C#, G#, D#, A#, E#, B#)
- Row 10: D# major (seven sharps: F#, C#, G#, D#, A#, E#, B#)
- Row 11: A# major (seven sharps: F#, C#, G#, D#, A#, E#, B#)
- Row 12: E# major (seven sharps: F#, C#, G#, D#, A#, E#, B#)

 Each exercise is a sixteenth-note scale with fingerings (1-5) and slurs indicating the binding of the sixths.

Moll Tonarten.

The page contains ten systems of musical notation, each consisting of two staves (treble and bass clef). Each system represents a different minor scale, with the key signature indicated by one flat. The notation includes eighth-note patterns and fingerings (numbers 1-5) written below the notes. The scales shown are: D minor, E minor, F minor, G minor, A minor, Bb minor, C minor, Db minor, Eb minor, and F# minor.

Gebundene chromatische Sexten.

§ 67.

Das Glissando

wird bei einfachen und Terzen - Scalen mittelst des Nagels ausgeführt; obige Sexten - und Octaven - Scalen aber setzt der Nagel nur nach der Richtung der Scala zu an und der andere Finger wird fest nachgezogen. Jedoch ist dasselbe nur für C - dur Scalen zu gebrauchen.

§ 68.

Übungen in ganzen Accorden.

Bei folgenden Accord - Übungen, welche ebenfalls durch verschiedene Tonarten zu studiren sind, bleibt der Fingersatz derselbe, wie bei den gebrochenen Accorden. Sodann sind die Anschlagsarten N^o 1, 3 und 4 der Octaven auch hier einzuüben.