

G. SCHIRMER'S EDITION
OF STANDARD
INSTRUCTION BOOKS

FERDINAND BEYER


ELEMENTARY
INSTRUCTION BOOK
FOR THE
PIANOFORTE



REVISED AND ENLARGED
BY
WM. SCHARFENBERG

COPYRIGHT, 1892, BY G. SCHIRMER

Ed. Archambeault
Pianos, Orgues, Musique
312 St. Catherine Est., Montréal



G. SCHIRMER'S EDITION
OF STANDARD
INSTRUCTION BOOKS

FERDINAND BEYER

ELEMENTARY
INSTRUCTION BOOK
FOR THE
PIANOFORTE



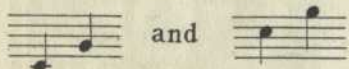
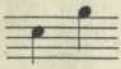



REVISED AND ENLARGED
BY
WM. SCHARFENBERG

COPYRIGHT, 1892, BY G. SCHIRMER

Ed. Archambeault
Pianos, Orgues, Musique
312 St. Catherine Est., Montreal

Contents.

First Part.

	Page.
Elementary remarks	3
Exercises for the touch, for each hand alone, and both together	6
Air with 12 Variations, for three hands; viz: for the teacher, and the pupil's right hand alone	8
Air with 8 Variations, for three hands; viz: for the teacher, and the pupil's left hand alone	10
Duets for the teacher and the pupil's both hands . .	14
Exercises for both hands, within the Intervals of  and 	18
Duets for acquiring the knowledge of the notes up to: 	24
Exercise for acquiring the knowledge of the notes down to: 	26
Duets for acquiring the knowledge of the notes up to: 	28
Duets for the exercise of the Value of the notes up to Eighth-Notes	30
Exercises in Eighth-Notes	32
Of the notes in the Bass Clef and their use, with a comparison of the notes of the Treble and Bass Clefs	34
Duets in Eighth-Notes	38

(Up to here chiefly with the hand in the same position.)

Second Part.

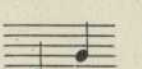
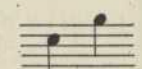



Exercises for both hands in the easiest Scales, Double-notes, Triplets, Appoggiaturas, etc.	40
Duets for the Exercise of the Value of the notes up to Sixteenth-Notes, and for acquir- ing fluency in execution	50
Exercises for both hands in Eighth-Notes, dotted Eighth- and Sixteenth-Notes, etc.	52
Chromatic Scale and Exercises for it	62
Six short pieces for Recreation	64

Sequel.

Finger Exercises for each hand alone, and both together	68
24 major and minor Scales	74
Succession of all the keys, and their relationship . .	77

Inhalts - Verzeichniss

Erster Theil.

	Seite.
Anfangsgründe für den Klavierspieler	3
Uebungen für die Finger der rechten Hand allein	6
Thema mit 12 Variationen für drei Hände; der Lehrer und des Schüler's rechte Hand allein . . .	8
Thema mit 8 Variationen für drei Hände; der Lehrer und des Schüler's linke Hand allein . . .	10
Duette für den Lehrer und des Schüler's beide Hände . .	14
Zweihändige Uebungsstücke in den Intervallen von  und 	18
Duette, um das Notensystem kennen zu lernen bis zu 	24
Zweihändige Stücke, um das Notensystem kennen zu lernen bis zu 	26
Duette, um das Notensystem kennen zu lernen bis zu 	28
Duette, um den Werth der Noten kennen zu lernen bis zu Achteln	30
Zweihändige Uebungsstücke in Achteln	32
Zum Vergleichen der Noten des G (Violin) Schlüs- sels und derjenigen des F (Bass) Schlüssels, wel- che auf gleichen Tasten gespielt werden.	34
Duette in Achtel-Noten	38

(Bis hier bleiben die Hände meistens in derselben Lage.)

Zweiter Theil.

Uebungen für beide Hände in den leichtesten Tonleitern, Doppelgriffen, Triolen, Vorschlägen, etc. . .	40
Duette zur Uebung des Werthes der Noten bis zu Sechszehnteln, und um schnelle Bewegung der Finger zu erlangen	50
Uebungen für beide Hände in Achteln, punktirten Achteln und Sechszehnteln	52
Chromatische Tonleitern und Uebungen	62
Sechs kurze Stücke zur Erholung	64

Anhang.

Finger-Uebungen für jede Hand allein und für beide Hände zusammen	68
24 Dur- und Moll-Tonleitern	74
Reihenfolge aller Tonarten und ihrer Verwandtschaften .	77

First Part. Elementary Principles for the Pianist.

Erster Theil. Anfangsgründe für den Klavierspieler.

Staff. Notensystem. Lines. Linien. Spaces. Zwischenräume. Ledgerlines. Hülfslinien.

Treble or G clef. Violin oder G Schlüssel. Bass or F clef. Bass oder F Schlüssel.

Notes on the five lines: E G (H) B D F on the four Spaces: F A C E above the staff: G A C E G (H) D F A under the ledgerlines: B G E

below the staff: D on the ledgerlines: C A F above the ledgerlines: C A F (H) B G E

above the staff: (H) B D F A A C E G (H) B C E G D F A

below the staff: F E C A F D B (H) G

To facilitate the learning of the notes, the pupil must memorize the musical alphabet: *c d e f g a b* in succession as well as in thirds: *ĉe-ĝb-d̂f-âc* backward and forward; and must apply this to the notes and keys.

Zur leichten Erlernung der Noten muss der Schüler das musikalische Alphabet: *c d e f g a h* nach der Reihe und nach Terzenschritten: *ĉe-ĝh-d̂f-âc*, vorwärts und rückwärts geläufig hersagen lernen und dies auf die Tasten und die Noten anwenden.

Intervals. Intervalle.

Second. Sekunde. Third. Terz. Fourth. Quarte. Fifth. Quinte. Sixth. Sexte. Seventh. Septime. Octave. Oktave.

Value of the Notes and the Rests.

Geltung der Noten und der Pausen.

A whole note or whole rest contains:		Eine ganze Note oder ganze Pause enthält:
2 half notes or 2 half rests.		2 halbe Noten oder halbe Pausen.
4 quarter notes or 4 quarter rests.		4 Viertel Noten oder viertel Pausen.
8 eighth notes or 8 eighth rests.		8 achtel Noten oder achtel Pausen.
4 Triplets.		4 Triolen.
16 sixteenth notes or 16 sixteenth rests.		16 sechszehntel Noten oder sechszehntel Pausen.
32 thirty-second notes or 32 thirty-second rests.		32 zweiunddreissigstel Noten oder Pausen.
64 sixty-fourth notes or 64 sixty-fourth rests.		64 vierundsechzigstel Noten oder Pausen.

Dot after a note.
Punkt hinter einer Note.

Two Dots after a note.
Zwei Punkte hinter einer Note.

Value
Geltung.

Dot after a rest.
Punkt hinter einer Pause.

Two Dots.
Zwei Punkte.

Value.
Geltung.

Bars.
Taktstriche.



Accidentals.

Versetzungszeichen.

Sharp.
Kreuz.
b Flat.
Bé.
Natural.
Auflösungszeichen.

C C sharp C natural D D flat D natural
Cis C Des D

- Common time. $\left\{ \begin{matrix} C \\ 2 \\ 4 \end{matrix} \right.$ Vier Viertel Takt.
Zwei Viertel Takt.
- Triple time. $\left\{ \begin{matrix} 3 \\ 4 \end{matrix} \right.$ Drei Viertel Takt.
- Compound time. $\left\{ \begin{matrix} 6 \\ 8 \end{matrix} \right.$ Sechs Achtel Takt.
- Triple time. $\left\{ \begin{matrix} 3 \\ 8 \end{matrix} \right.$ Drei Achtel Takt.
- Compound time. $\left\{ \begin{matrix} 9 \\ 8 \end{matrix} \right.$ Neun Achtel Takt.

Names of the notes with sharps.
Namen der Noten mit Kreuzen.

Names of the notes with flats
Namen den Noten mit Béen.

C sharp D sharp E sharp F sharp G sharp A sharp B sharp C sharp
Cis Dis Eis Fis Gis Ais His Cis
C flat D flat E flat F flat G flat A flat B flat C flat
Ces Des Es Fes Ges As B Ces

Chromatic.
Chromatisch.

C Csharp D Dsharp E F Fsharp G Gsharp A Asharp B C B Bflat A Aflat G Gflat F E Eflat D Dflat C
Cis Dis Fis Gis Ais H H B As Ges Es Des

Enharmonic.
Enharmonisch.

C sharp D flat Cis Des	D sharp E flat Dis Es	F sharp G flat Fis Ges	G sharp A flat Gis As	A sharp B flat Ais Bs	C sharp D flat Cis Des
C	D	E, F flat. E, Fes.	F, E sharp. F, Eis.	G	A
		White keys. Weisse Tasten.			

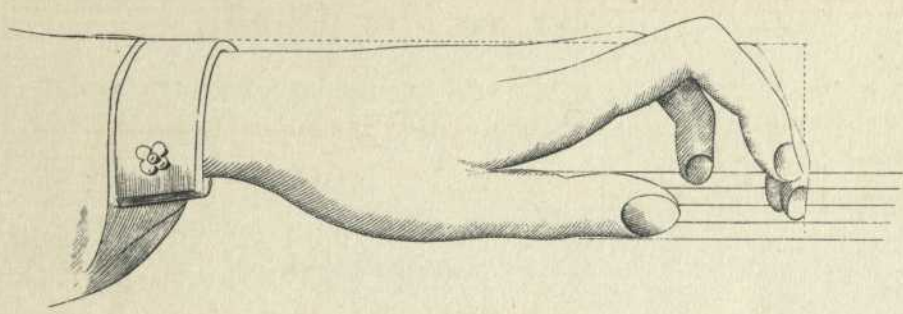
A Keyboard of Seven Octaves.

Abbildung einer Klaviatur von sieben Oktaven.

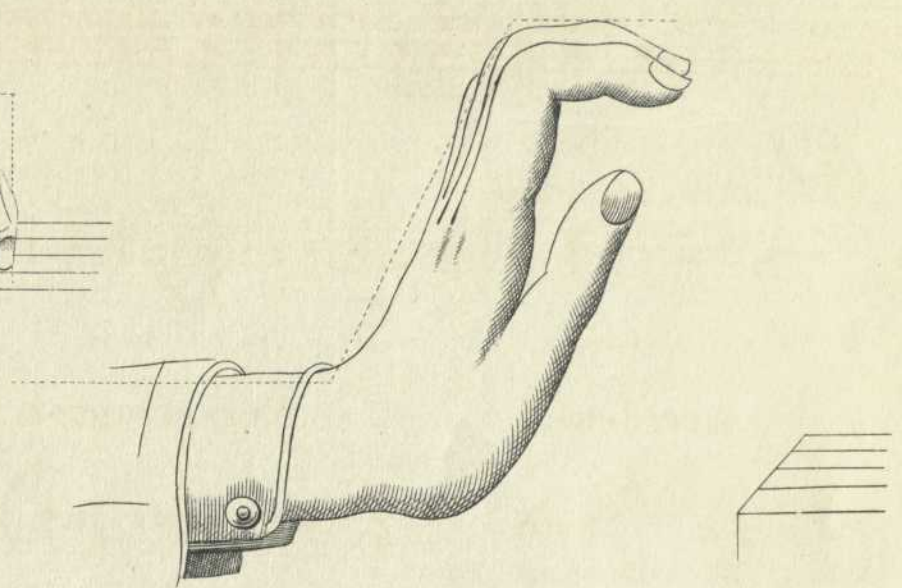
Treble Clef.
Violin Schlüssel.
Bass Clef.
Bass Schlüssel.

Bass, or Left Hand. (Linke Hand.) Treble, or Right Hand. (Rechte Hand.)

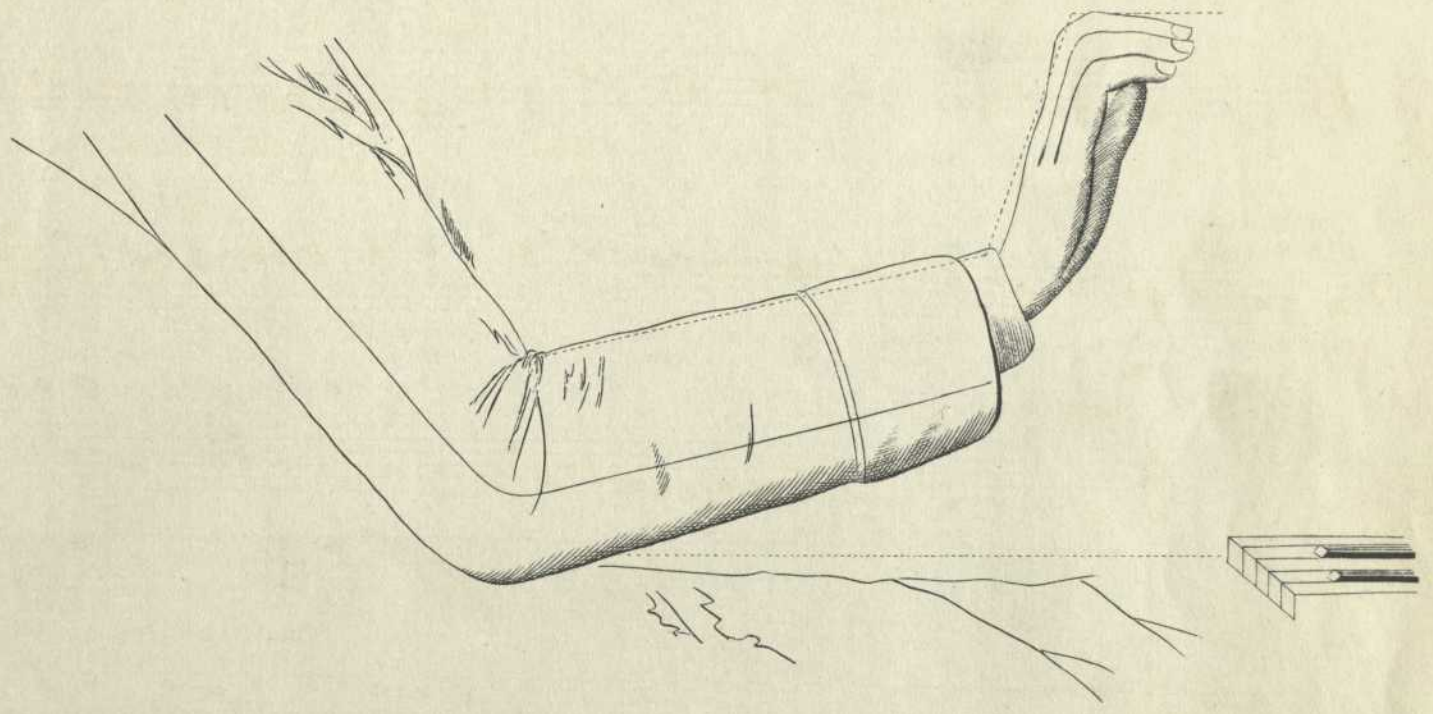
I. Stroke of the First Finger.



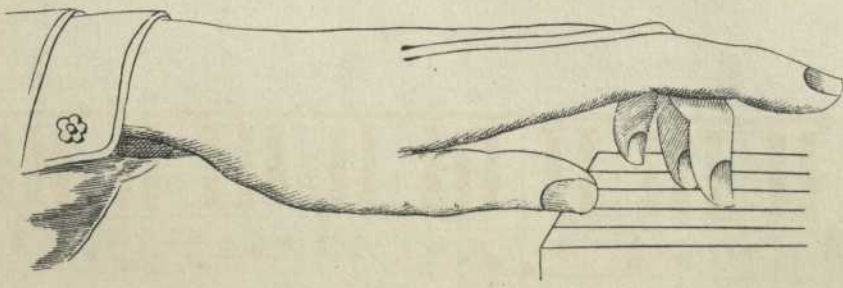
II. Stroke of the Wrist.



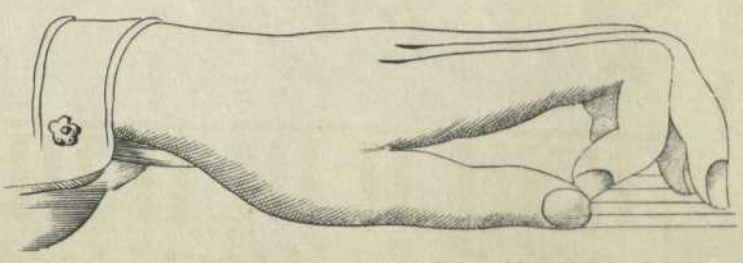
III. Stroke of the Wrist and Forearm combined.



IV. Position of the First Finger for Staccato Stroke.



V. Position after the Stroke.



Exercise for the Touch of the Right Hand.

Each finger must be raised exactly at that moment, when the next finger touches the key.

The movement of the fingers must be equal, firm, and in the beginning slow.

The touch must not be too strong, in order to avoid a forced straining of the muscles of the hand and arm, which causes a hard and unpleasant touch.

(For the position, see page 5.)

Each Exercise must be repeated as often as the teacher requires.

Uebungen im Anschlage der Finger der rechten Hand.

Jeder Finger muss genau in dem Augenblicke aufgehoben werden, in welchem der Nächstfolgende anschlägt.

Die Bewegung der Finger muss gleichmassig, bestimmt und anfangs langsam geschehen.

Der Anschlag darf nicht zu stark sein, damit die Hand und die Finger sich nicht jene krampfhaftige Anspannung der Muskeln angewöhnen, welche ein schwerfälliges Spiel erzeugen.

(Haltung des Körpers: siehe Seite 5.)

Jede Nummer muss so oft wiederholt werden wie der Lehrer es verlangt.

1. 2. 3. 4. 5.
6. 7. 8. 9. 10.
11. 12. 13. 14. 15.
16. 17. 18. 19.
20. 21. 22. 23. 24.

Exercise for the Touch of the Left Hand.

Uebungen im Anschlage der Finger der linken Hand.

1. 2. 3. 4. 5.
6. 7. 8. 9. 10.

11. 1 2 1 3 1 4 1 5
 12. 1 3 5
 13. 5 4 5 4
 14. 5 4 3 4
 15. 5 4 3 2 3 4
 16. 5 4 3 2 1 2 3 4
 17. 5 4 5 3 5 2 5 1
 18. 5 3 1 3
 19. 5 4 3 2 4 3 2 1
 20. 2 3 4 5 1 2 3 4
 21. 5 4 3 2 1
 22. 2 1 3 1 4 1 5 1 4 1 3 1 2
 23. 4 5 3 5 2 5 1 5 2 5 3 5 4
 24. 5 3 4 2 3 1 2 4

Exercises for both Hands together.

Uebungen im Zusammenspielen der beiden Hände.

1. 1 2 1 2 3 4 5
 2. 1 2 3 2 1
 3. 1 2 3 4 3 2 1
 4. 1 2 3 4 5
 5. 5 4 3 2 1
 6. 5 4 3 4 5
 7. 5 4 3 2 3 4 5
 8. 3 4 3 2 1 2 3 4
 9. 1 3 5 3 2 1
 10. 1 3 2 4 3 5
 11. 5 3 4 2 5 1
 12. 1 3 2 4 3 5 4 2
 13. 1 2 1 2 3 4
 14. 1 2 3 2 1
 15. 1 2 3 4 3 2 1
 16. 1 2 3 4 5
 17. 5 4 3 2 1
 18. 4 3 4 5
 19. 5 4 3 2 3 4
 20. 5 4 3 2 1
 21. 1 2 3 4 5
 22. 1 2 3 4
 23. 1 2 3 4
 24. 1 2 3 4 5

The Exercises of these two Pages must be played from memory; when a degree of proficiency is acquired, the pupil may proceed to the following pages. The same remarks apply to the Finger-Exercises in the Sequel of this work, so that the pupil may bestow all his attention on a correct position and touch.

Die Uebungen dieser beiden Seiten spielt der Schüler auswendig. Weiteren Stoff zu Fingerübungen (welche auch auswendig gespielt werden können) findet man am Schluss dieser Vorschule im Anhang.

For Three Hands.

Dreihändig.

The Teacher.

Der Lehrer.

Moderato.

No 1.

Tema.

Var. 1.

Var. 2.

Var. 3.

Var. 4.

Var. 5.

Var. 6.

Var. 7.

Var. 8.

Var. 9.

Var. 10.

Var. 11.

Var. 12.

The musical score consists of 12 variations, each presented on a single staff in bass clef. The tempo is marked 'Moderato'. The key signature is one flat (B-flat major or D minor). The variations are as follows:

- Tema:** A simple bass line with quarter notes and rests.
- Var. 1:** Similar to the theme but with a more active bass line.
- Var. 2:** Features a steady eighth-note accompaniment in the right hand.
- Var. 3:** Changes to a 3/4 time signature and features a dotted quarter note pattern.
- Var. 4:** Similar to the theme with a slightly more complex bass line.
- Var. 5:** Features a complex, rapid eighth-note pattern in the right hand.
- Var. 6:** Features a steady eighth-note accompaniment in the right hand.
- Var. 7:** Features a steady eighth-note accompaniment in the right hand.
- Var. 8:** Changes to a 3/4 time signature and features a dotted quarter note pattern.
- Var. 9:** Features a steady eighth-note accompaniment in the right hand.
- Var. 10:** Features a steady eighth-note accompaniment in the right hand.
- Var. 11:** Features a steady eighth-note accompaniment in the right hand.
- Var. 12:** Features a complex, rapid eighth-note pattern in the right hand.

For Three Hands.

The Pupil.

For the right Hand alone.

Dreihändig.

Der Schüler.

Für die rechte Hand allein.

Position of the Hand.
Handlage.

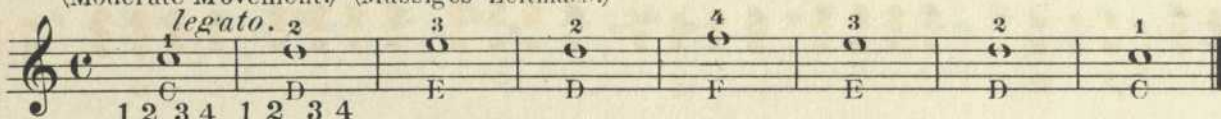


Tempo Moderato.

No. 1.

(Moderate Movement.) (Mässiges Zeitmass.)

Tema.



The pupil should count the time-beats aloud, at first.
Der Schüler muss Anfangs den Takt laut zählen.

Slur.
Schleifbogen.



Var. 1.



The Tones must be connected without any break between them. This is to be effected by each finger remaining until the next finger strikes. As a general rule, this manner of playing should be followed. If a key is to be struck several times with the same finger, the hand must be raised each time.

Var. 2.




Die Töne sollen mit einander verbunden werden. Dies geschieht, wenn der Finger, welcher auf der Taste liegt, dieselbe nicht eher verlässt, als bis der folgende niederfällt. In der Regel soll man stets so spielen. Wenn eine Taste mehrere Male mit demselben Finger anzuschlagen ist, muss man die Hand jedesmal in die Höhe heben.

Var. 3.



Rests.
Pausen.



During the value of a Rest, the finger must not remain on the key, and the hand must be raised.

Während der Dauer einer Pause darf der Finger nicht auf der Taste liegen bleiben und die Hand muss sich heben.


Var. 4.




Var. 5.



Var. 6.



Var. 7.



Var. 8.



Var. 9.



Var. 10.



Var. 11.



Var. 12.



For Three Hands.

Dreihändig.

Nº 2.

Moderato.

Tema.

The main theme is written in G major (one sharp) and common time (C). It consists of two staves. The upper staff features a melody of eighth notes, while the lower staff provides a harmonic accompaniment of chords. The piece concludes with a double bar line.

Var. 1.

Var. 1 is in G major and common time. The upper staff continues the eighth-note melody, and the lower staff features a more active accompaniment with eighth-note chords. It ends with a double bar line.

Var. 2.

Var. 2 is in G major and common time. The upper staff has a melody of quarter notes, and the lower staff has a steady accompaniment of quarter-note chords. It ends with a double bar line.

Var. 3.

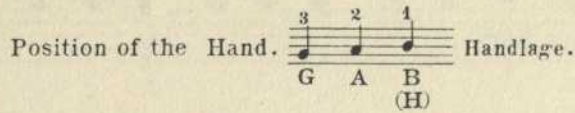
Var. 3 is in G major and 3/4 time. The upper staff features a melody of eighth notes, and the lower staff has a accompaniment of chords. It ends with a double bar line.

Var. 4.

Var. 4 is in G major and 2/4 time. The upper staff has a melody of eighth notes, and the lower staff has a accompaniment of chords. It ends with a double bar line.

For Three Hands.

Dreihändig.



For the left hand alone.
Für die linke Hand allein.

No 2. Moderato.

Tema.
 1 2 3 4 (H) A B (H)

The main theme is written on a treble clef staff in common time. It consists of 16 eighth notes. Fingerings are indicated above the notes: 3, 1, 2, 1, 3, 1, 2, 3, 2, 1, 2, 1, 3, 1, 2, 3. Chord markings G, B, A, B(H) are placed below the first four notes.

Var. 1.
 1 2 3 4

First variation of the theme, written on a treble clef staff in common time, consisting of 16 eighth notes. Fingerings 1, 2, 3, 4 are indicated below the first four notes.

Continuation of Variation 1, consisting of 16 eighth notes.

Var. 2.
 1 2 3 4

Second variation of the theme, written on a treble clef staff in common time, consisting of 16 eighth notes. Fingerings 1, 2, 3, 4 are indicated below the first four notes.

Continuation of Variation 2, consisting of 16 eighth notes.

Var. 3.
 1 2 3

Third variation of the theme, written on a treble clef staff in 3/4 time, consisting of 16 eighth notes. Fingerings 1, 2, 3 are indicated below the first three notes.

Continuation of Variation 3, consisting of 16 eighth notes.

Var. 4.
 1 2 1 2 1 2 1 2

Fourth variation of the theme, written on a treble clef staff in 2/4 time, consisting of 16 eighth notes. Fingerings 1, 2, 1, 2, 1, 2, 1, 2 are indicated below the first eight notes.

Continuation of Variation 4, consisting of 16 eighth notes.

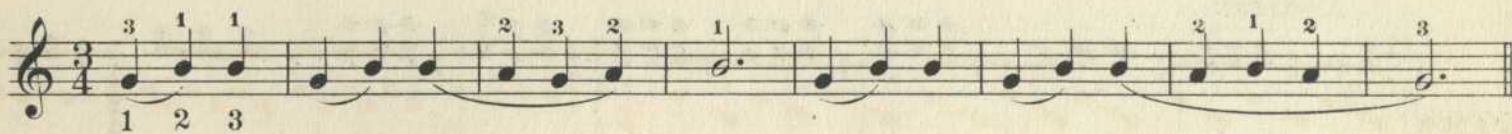
Var. 5.

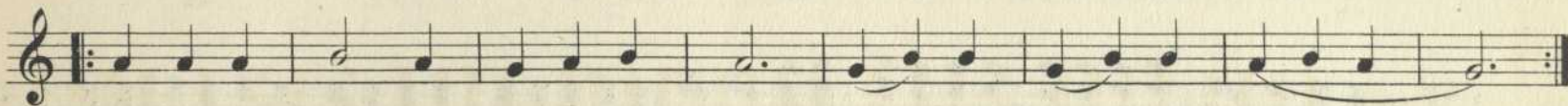
Var. 6.

Var. 7.

Var. 8.

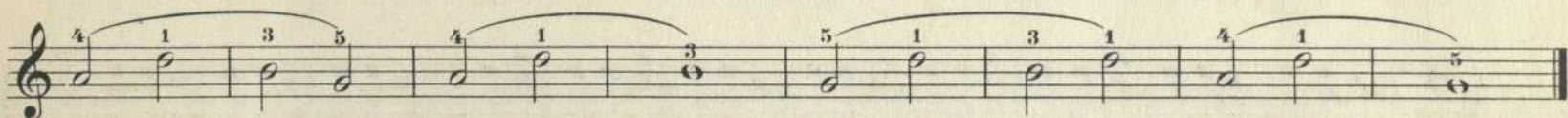
Repeat Signs ::|| Wiederholungszeichen.

Var. 5. 



Position of the Hand.  Handlage.

Var. 6. 



Var. 7. 



Var. 8. 



For Four Hands. Duets. | Vierhändig.
Secondo.
Second Part.

Moderato.

Nº 3.

Nº 4.

Nº 5.

Nº 6.

Nº 7.

Nº 8.

For Four Hands. Duets. Vierhändig.

Primo.

First Part.

1 2 3 4 5
C D E F G
Position of the Hands.
Handlage.
5 4 3 2 1
C D E F G

No 3.

Moderato.

Right Hand.
Rechte Hand.
1 2 3 4

Left Hand.
Linke Hand.
5 4 3 2 1

Each finger keeps the key assigned to it.

No 4.

Jeder Finger bleibt über der Taste in der vorgeschriebenen Lage.

1 2 3 4

1 2 3 4 1 2 3 4

5 3 1

No 5.

1 2 3 4

1 2 3 4

5 1

No 6.

1 2 3

1 2 3

1 2 3

No 7.

1 2 3 4

1 2 3 4

1 2 3 4 1 2 3 4

5 3 1 3 5 3 1 3 5

No 8.

1 2 3 5
C D E G

2
G

5 2 3 1

Secondo.

Allegretto.

Nº 9.

Commodo.

Nº 10.

Moderato.

Nº 11.

Allegretto.
(Moderately fast.) (Mässig geschwind.)

Nº 9.

Commodo.
(Quietly, with composure.) (Gemächlich.)

Nº 10.

1 2 3 4 5
C D E F G
Position of the Hands.
Handlage.
3
G

Moderato.

Nº 11.

1 2 3
C D E
Position of the Hands.
Handlage.
3 2 1
E F G

Exercises for Both Hands.

The pupil should never forget, that a good position of the body, the arms, the hands and fingers, as well as a good touch, and keeping strict time, are the foundation of good playing.

Zweihändige Uebungsstücke.

Der Schüler vergesse nicht dass gute Haltung des Körpers, der Arme, der Hände und der Finger, so wie guter Anschlag und strenges Takthalten die Grundlagen eines guten Spieles sind.

Moderato.

Nº 12.

Nº 13.

Nº 14.

Nº 15.

Nº 16.

Moderato.

legato.

The page contains six numbered exercises for both hands, labeled Nº 12 through Nº 16. Each exercise is presented in two staves (treble and bass clef). Exercise Nº 12 is marked 'Moderato' and features a piano introduction with fingerings 1-5 for C-D-E-F-G and 5-4 for C-G. The main exercise consists of a treble staff with a series of eighth-note slurs and a bass staff with a corresponding eighth-note accompaniment. Exercise Nº 13 has a piano introduction with fingerings 1-5 for C-G and 5-4-3-2-1 for C-D-E-F-G. The main exercise features a treble staff with half-note chords and a bass staff with a descending eighth-note scale. Exercise Nº 14 has a piano introduction with fingerings 1-5 for C-D-E-F-G and 5-4-3-2-1 for C-D-E-F-G. The main exercise consists of a treble staff with eighth-note slurs and a bass staff with a descending eighth-note scale. Exercise Nº 15 has a piano introduction with fingerings 1-5 for C-D-E-F-G and 5-4-3-2-1 for C-D-E-F-G. The main exercise consists of a treble staff with eighth-note slurs and a bass staff with a descending eighth-note scale. Exercise Nº 16 is marked 'Moderato' and 'legato.' and is in 2/4 time. The piano introduction has fingerings 1-3-2-4-3-1-2 for the treble staff and 5-1 for the bass staff. The main exercise consists of a treble staff with eighth-note slurs and a bass staff with a descending eighth-note scale.

Musical notation for the first system, featuring a treble and bass staff. The treble staff has notes with fingerings 2, 3, 1, 5. The bass staff has notes with fingerings 2, 1, 4, 5, 1.

Nº 17. *Allegretto.* *legato.*

Musical notation for the second system, labeled Nº 17. It includes the tempo marking 'Allegretto.' and the articulation 'legato.'. The treble staff contains notes with fingerings 1, 5, 4, 2. The bass staff features a continuous eighth-note accompaniment with fingerings 3, 1, 4, 5, 3, 4, 2.

Musical notation for the third system, showing a treble staff with notes and a bass staff with accompaniment and fingerings 2, 1, 2, 4, 5, 3, 1.

Musical notation for the fourth system, showing a treble staff with notes and a bass staff with accompaniment.

Nº 18. *Allegretto.*

Musical notation for the fifth system, labeled Nº 18. It includes the tempo marking 'Allegretto.'. To the left, a small diagram shows the notes C, D, E, G on a four-line staff with fingerings 1, 2, 3, 5 above and C, E, F, G below. The main notation shows a treble staff with notes and a bass staff with chords and fingerings 1, 3, 1, 2, 3, 1, 5.

Musical notation for the sixth system, showing a treble staff with notes and a bass staff with accompaniment and fingerings 1, 2, 3.

Allegretto.

Nº 19.

C D E
C E F G

Allegretto.

Nº 20.

C D E G
C E F G

Moderato.

Nº 21.

C D E F G
C D E F G

Nº 22.

legato.

2 3 1 2 3 4 5 2 4 3 2 1 3 1

2 1 3 5 4 3 2 1 2 2 4 1 2 3 1 5

Moderato.

No 23.

1 2 3 4 5
C D E F G

5 4 3 2 1
C D E F G

4 4 2 3 1

No 24.

legato.

1

3 5

2 4 1

No 25.

5 4 3 3 2 1

1 2 3

4 5 3

4 1

Moderato.

1 2 3 4 5
C D E F G

5 4 3 2 1
C D E F G

Nº 26.

5 3 2 4 1 2 4

1 5 3 1

Nº 27.

3 1 2 3 4 5 3 1 3 2 3 4 1 3

2 4 5 3 1

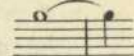
Nº 28.

3 5 2 4 5 1 2 3 2 1 4

2 1

Nº 29.

Bind or Tie.
Bindebogen.



The second note must not be struck, but the finger must be held on the key during the value of the two notes.

Die zweite Note wird nicht wieder angeschlagen, der Finger bleibt aber während der Dauer dieser Note auf der Taste liegen.

Nº 30.

legato.

Nº 31.

Duets.

Duette.

Secondo.

Andante.

Nº 32.

dolce.

Allegretto.

Nº 33.

p

Andante.

Nº 34.

p

Andante. Primo.
(Slow.) (Langsam.)

1 2 3 4 5
G A B C D
(H)
5 4 3 2 1
G A B C D
(H)

No 32.

Allegretto.

No 33.

Andante.

No 34.

Moderato.

1 2 3 4 5
C D E F G

3 2 1
G B C D
(H)

Nº 35.

sempre legato.

sempre legato.
Always smoothly.
Immer gebunden.

Nº 36.

Allegretto.

1 2 3 4 5
G A B C D
(H)

4 3 2 1
G A B C D
(H)

Nº 37.

Moderato.

Nº 38.

First system of exercise Nº 38. The right hand features a melodic line with a slur over the first four measures, starting with a finger number '5' above the first note. The left hand plays a steady eighth-note accompaniment with fingerings 5, 1, 3, 1, 4, 2, 4, 1, 2, 3, 4, 2.

Second system of exercise Nº 38. The right hand continues the melodic line with a slur over the first four measures. The left hand accompaniment continues with fingerings 2, 5, 4, 3, 2, 1, 2, 3, 4, 2, 1, 2, 3, 4, 2.

Nº 39.

First system of exercise Nº 39. The right hand has a melodic line with a slur over the first four measures, starting with a finger number '3' above the first note. The left hand accompaniment has fingerings 5, 1, 4, 3, 2, 4, 3, 2, 1, 2, 3, 4, 2, 1, 2, 3, 4, 2.

Second system of exercise Nº 39. The right hand continues the melodic line with a slur over the first four measures. The left hand accompaniment continues with fingerings 2, 4, 3, 2, 1, 2, 3, 4, 2, 1, 2, 3, 4, 2, 1, 2, 3, 4, 2.

Nº 40.

First system of exercise Nº 40. The right hand has a melodic line with a slur over the first four measures, starting with a finger number '1' above the first note. The left hand accompaniment has fingerings 5, 3, 1, 2, 3, 5, 3, 1, 2, 4, 3, 2, 1, 2, 3, 4, 2, 1, 2, 3, 4, 2.

Second system of exercise Nº 40. The right hand continues the melodic line with a slur over the first four measures. The left hand accompaniment continues with fingerings 2, 3, 4, 5, 4, 3, 2, 1, 2, 3, 4, 2, 1, 2, 3, 4, 2, 1, 2, 3, 4, 2.

Duets.

Duette.

Secondo.

Allegretto.

Nº 41. *p*

Andante.

Nº 42. *dolce.*

Moderato.

Nº 43. *mf*

Duets.

Duette.

Primo.

Allegretto.

1 2 3 4 5
A B C D E
(H)

4 3 2 1
A B C D E
(H)

No 41.

legato.

Andante.

No 42.

Moderato.

No 43.

Secondo.

Nº 44. Moderato.

The first system of music for 'No. 44' consists of two staves. The upper staff is in treble clef and begins with a piano (*p*) dynamic marking. It contains a series of eighth-note chords. The lower staff is in bass clef with a common time signature and contains a simple harmonic accompaniment of quarter notes.

The second system continues the musical texture from the first system, with the upper staff maintaining the eighth-note chordal pattern and the lower staff providing a steady quarter-note accompaniment.

The third system introduces a mezzo-forte (*mf*) dynamic marking. The upper staff changes to a treble clef and features a melodic line with slurs. The lower staff continues with the quarter-note accompaniment.

The fourth system continues the melodic development in the treble clef upper staff, with the bass clef lower staff providing accompaniment.

The fifth system returns to a bass clef for both staves, with the upper staff continuing the eighth-note chordal texture and the lower staff with its accompaniment.

The sixth system continues the musical texture, maintaining the eighth-note chords in the upper staff and the quarter-note accompaniment in the lower staff.

The seventh system concludes the piece, showing a final cadence in the upper staff and a sustained bass note in the lower staff.

s (Octave.)

The notes which have this mark above them, must be played an octave (eight notes) higher, as far as the mark *s* goes.

s (Oktave.)

Die Noten über welchen diesses Zeichen steht und so weit dasselbe geht, *s*, müssen eine Octave höher gespielt werden.

Example:
Beispiel:

To be played:
Ausführung:

No. 44.

Moderato. Primo.

Exercise on the value of the notes up to Eighth notes.
Uebung im Werth der Noten bis zu Achtel Noten.

1 2 3 4

5 4

sempre legato.

Exercises in Eighth-Notes.

Uebungen in Achtel-Noten.

1 2 3 4

1 2 3 4

1 2 3 4

Moderato.

No. 45.

1 2 3 4 5
C D E F G

C D E F G

Commodo.

No. 46.

5 1 3 1 5 1 3 1 5 1 3 1 5 3 1 5

1. 2.

See page 34.
Siche Seite 34.

5 5 5 3 1

Moderato.

Position of the left Hand.
Lage der linken Hand.

No. 47.

1 2 3 4 5
E C B A G
(H)

2 3 4 5 2 2 1 2 5 3

Allegretto.

No 48.

See page 34.
Siehe Seite 34.

Allegretto.

No 49.

Commodo.

No 50.

The Elbows must not stand off from the body, even though the hands may be far apart.

Die Ellenbogen dürfen nicht vom Körper abstehen, wenn auch die Hände weit auseinander zu liegen kommen.

NB. To compare the notes in the G Clef with those in the F Clef, which are played on the same keys.

NB. Zur Vergleichung der Noten des G (Violin) Schlüssels und derjenigen des F (Bass) Schlüssels, welche auf gleichen Tasten gespielt werden.

Moderato.

Nº 51.

Allegretto.

Nº 52.

Moderato.

Nº 53.

f. forte.
loud.
stark.

Commodo.

Nº 54. *f*

Moderato.

Nº 55. *mf*

mf, mezzo forte.
moderately loud.
halb stark.

Allegretto.

Nº 56. *f*

Allegretto.

Nº 57. *f*

p, piano.
soft.
leise.

Moderato.

Nº 58. *mf*

increasing
zunehmend,

decreasing
in strength.
abnehmend.
in Kraft.

Allegretto.

Nº 59.

means the note
must be accentuated.
Die Note muss
hervorgehoben
werden.

Commodo.

Nº 60. *mf*

cresc.
crescendo.
increasing.
zunehmend.

dim.
diminuendo.
decreasing.
abnehmend.

Allegro moderato.
(Moderately fast.) (Mässig schnell.)

No 61.

dolce.
softly, sweetly.
sanft.

Allegro moderato.

No 62.

If a dot is placed above a note, the finger, which plays the note, must be raised immediately after striking the key.

Examples:
Beispiele:

to be played thus:
Ausführung:

Wenn ein Punkt über einer Note steht, so muss dieselbe abgestossen werden; diess geschieht indem der Finger sogleich nach dem Anschläge der Taste dieselbe verlässt.

Duets.

Secondo.

Duette.

Nº 63.

Allegretto.

1.

Musical notation for the first system of No. 63. It consists of two staves in bass clef with a key signature of one sharp (F#) and a 3/4 time signature. The upper staff contains a series of chords and eighth notes, while the lower staff contains a steady accompaniment of chords. The dynamic marking is *p*.

2.

cresc.

f

p

Musical notation for the second system of No. 63. It continues with two staves in bass clef. The upper staff has a melodic line with some accidentals. The lower staff has a bass line with a crescendo leading to a forte (*f*) section, followed by a piano (*p*) section. The dynamic markings are *cresc.*, *f*, and *p*.

Musical notation for the third system of No. 63. It continues with two staves in bass clef, showing further development of the melodic and harmonic material.

Musical notation for the fourth system of No. 63. It continues with two staves in bass clef, ending with a forte (*f*) dynamic marking.

Commodo.

Nº 64.

p

Musical notation for the first system of No. 64. It consists of two staves: the upper staff is in treble clef and the lower staff is in bass clef. Both have a key signature of one sharp (F#) and a 3/4 time signature. The upper staff contains chords and the lower staff contains a simple accompaniment. The dynamic marking is *p*.

1.

Musical notation for the second system of No. 64. It continues with two staves in treble and bass clefs, showing further development of the melodic and harmonic material.

2.

f

Musical notation for the third system of No. 64. It continues with two staves in treble and bass clefs, ending with a forte (*f*) dynamic marking. The upper staff features a melodic line with a long note.

Allegretto.

Primo.

Nº 63.

(vvv)
 Dashes above the notes cause these to be played still shorter than when they are marked with dots.
 Example. Execution.

Kurze Striche über den Noten zeigen an, dass die Noten möglichst kurz müssen abgestossen werden.

Commodo.

Nº 64.

Second Part.

Exercises for passing the thumb under the fingers and the fingers over the thumb.

Zweiter Theil.

Uebungen zum Unter- und Uebersetzen.

Scale in C major. — Tonleiter in C dur.

Right hand alone. Rechte Hand allein.

Each exercise at least 8 times. Ending. The Elbows must remain in a natural position.
 Jede Figur wenigstens 8 mal. Schluss. Die Ellbogen müssen in natürlicher ruhiger Haltung bleiben.

Left hand alone. Linke Hand allein.

Scale in C major.

Tonleiter in C dur.

Moderato.

No 65. *sempre legato.*

Exercises in Double Notes.

Uebungen in Doppelgriffen.

Right hand alone. Rechte Hand allein.

Left hand alone. Linke Hand allein.

Each exercise at least 4 times
 Jede Uebung wenigstens 4 mal.

No. 66. *Allegretto.*
dolce.

No. 67. *Moderato.*
mf

NB. The wrist must not be held stiffly.
NB. Das Handgelenk darf nicht steif gehalten werden.

No. 68. *Moderato.*

The Pupil must be careful to strike the two notes of the thirds precisely together, and play strictly legato, (smoothly.)

Der Schüler muss die beiden Töne der Terzen genau zu gleicher Zeit anschlagen und streng legato (gebunden) spielen.

No. 69.

Scale in G major.

Tonleiter in G dur.

Scale in G major. Tonleiter in G dur.

Moderato.

Nº 70.

Nº 71.

Commodo.

Nº 72.

dolce.

Moderato.

No 73.

Accidentals.
Versetzungszeichen.

Triplets.

Triolen.

Moderato.

No 74.

Scale in D major.

Tonleiter in D dur.

First system of the D major scale exercise, featuring treble and bass clefs with various fingerings and slurs.

Second system of the D major scale exercise, featuring treble and bass clefs with various fingerings and slurs.

Third system of the D major scale exercise, featuring treble and bass clefs with various fingerings and slurs.

Nº 75. Moderato.

Exercise Nº 75, marked Moderato, featuring treble and bass clefs with fingerings and dynamics.

Fourth system of the D major scale exercise, featuring treble and bass clefs with various fingerings and slurs.

Nº 76. Allegro moderato.

Exercise Nº 76, marked Allegro moderato, featuring treble and bass clefs with fingerings and dynamics.

With loose wrist.
Mit freiem Handgelenk.

Fifth system of the D major scale exercise, featuring treble and bass clefs with various fingerings and slurs.

Moderato.

No 77.

First system of No. 77. Treble clef, 3/4 time signature. Bass clef, 3/4 time signature. Dynamics include *mf*. Features triplet markings in both staves.

Second system of No. 77. Treble clef, 3/4 time signature. Bass clef, 3/4 time signature. Features triplet markings and fingerings (1, 2) in the treble staff.

Third system of No. 77. Treble clef, 3/4 time signature. Bass clef, 3/4 time signature.

Allegretto.

No 78.

First system of No. 78. Treble clef, 6/8 time signature. Bass clef, 6/8 time signature. Dynamics include *f* and *dolce*. Features fingerings (5, 4, 1, 3, 2, 1) in the treble staff.

Second system of No. 78. Treble clef, 6/8 time signature. Bass clef, 6/8 time signature. Dynamics include *dolce*. Features fingerings (3, 2, 1, 4, 5, 1) in the treble staff.

Third system of No. 78. Treble clef, 6/8 time signature. Bass clef, 6/8 time signature. Features fingerings (3, 2, 1, 2, 3, 4) in the treble staff.

Fourth system of No. 78. Treble clef, 6/8 time signature. Bass clef, 6/8 time signature. Dynamics include *f*.

Allegretto.

Nº 80.

Appoggiatura
Grace-Note. Vorschlag.

Ex. Execution:
Ausführung:

NB. If the note after the Grace-Note has no dot over it, it must be held to the end of its full value.

NB. Wenn kein Punkt über der Note nach dem Vorschlage steht, muss dieselbe während ihres vollen Werthes ausgehalten werden.

Allegretto.

Nº 81.

First system of musical notation for the scale in E major. It consists of two staves: a treble clef staff and a bass clef staff. The key signature is E major (three sharps). The time signature is common time (C). The first measure is a whole rest in both staves. The second measure begins with a mezzo-forte (*mf*) dynamic marking. The bass staff starts with a five-finger pattern (5, 4, 3, 2, 1) in the left hand and a three-finger pattern (3, 2, 1) in the right hand. The treble staff continues with a three-finger pattern (3, 2, 1) in the right hand. The notation includes slurs and fingerings (1, 3, 1, 3).

Second system of musical notation for the scale in E major. It continues the melodic lines from the first system. The bass staff features a three-finger pattern (3, 2, 1) in the left hand and a five-finger pattern (5, 4, 3, 2, 1) in the right hand. The treble staff continues with a five-finger pattern (5, 4, 3, 2, 1) in the right hand. The notation includes slurs and fingerings (1, 3, 1, 3).

Allegretto.

Third system of musical notation for the scale in E major, marked *Allegretto.* and *f* (forte). The time signature changes to 3/4. The bass staff starts with a five-finger pattern (5, 4, 3, 2, 1) in the left hand and a three-finger pattern (3, 2, 1) in the right hand. The treble staff continues with a three-finger pattern (3, 2, 1) in the right hand. The notation includes slurs and fingerings (1, 3, 1, 3).

Fourth system of musical notation for the scale in E major. It features complex rhythmic patterns and slurs. The bass staff has a five-finger pattern (5, 4, 3, 2, 1) in the left hand and a three-finger pattern (3, 2, 1) in the right hand. The treble staff has a three-finger pattern (3, 2, 1) in the right hand. The notation includes slurs and fingerings (1, 3, 1, 3).

No 82.

Allegretto.

Fifth system of musical notation for the scale in E major, marked *No 82.*, *Allegretto.*, *dolce.*, *mf*, and *dim.* The time signature is 3/4. The bass staff starts with a five-finger pattern (5, 4, 3, 2, 1) in the left hand and a three-finger pattern (3, 2, 1) in the right hand. The treble staff continues with a three-finger pattern (3, 2, 1) in the right hand. The notation includes slurs and fingerings (1, 3, 1, 3).

Sixth system of musical notation for the scale in E major, marked *mf*. The bass staff has a five-finger pattern (5, 4, 3, 2, 1) in the left hand and a three-finger pattern (3, 2, 1) in the right hand. The treble staff has a three-finger pattern (3, 2, 1) in the right hand. The notation includes slurs and fingerings (1, 3, 1, 3).

Seventh system of musical notation for the scale in E major, marked *mf*. The bass staff has a five-finger pattern (5, 4, 3, 2, 1) in the left hand and a three-finger pattern (3, 2, 1) in the right hand. The treble staff has a three-finger pattern (3, 2, 1) in the right hand. The notation includes slurs and fingerings (1, 3, 1, 3).

Eighth system of musical notation for the scale in E major, marked *f* (forte) and *p* (piano). The bass staff starts with a five-finger pattern (5, 4, 3, 2, 1) in the left hand and a three-finger pattern (3, 2, 1) in the right hand. The treble staff continues with a three-finger pattern (3, 2, 1) in the right hand. The notation includes slurs and fingerings (1, 3, 1, 3).

No 83. *Allegretto.*
mf *cresc.*

f *mf* *cresc.*

f *dim.* *f*

No 84. *Allegretto.*
f

f

Pause.
 Haltepunkt.
 The note under a
 Pause should be
 held at least as
 long again as its
 full value.
 Die Note unter einem
 Haltepunkt muss wenig-
 stens noch einmal so
 langausgehalten wer-
 den als der volle Werth
 derselben.

No 85. *Allegretto.*
dolce.

marcato.

marcato
 in a marked style.
 markirt.

Secondo.

Moderato.

No 86.

The first system of No. 86 consists of a treble and bass staff. The treble staff begins with a treble clef, a common time signature (C), and a piano (p) dynamic marking. The bass staff begins with a bass clef and a common time signature. The music is in a moderate tempo and features a series of chords and melodic lines.

The second system of No. 86 continues the piece. It features a treble and bass staff. The treble staff has a triplet (3) marking over a group of notes. The bass staff has a triplet (3) marking over a group of notes.

The third system of No. 86 continues the piece. It features a treble and bass staff. The treble staff has a triplet (3) marking over a group of notes. The bass staff has a triplet (3) marking over a group of notes.

The fourth system of No. 86 concludes the piece. It features a treble and bass staff. The treble staff has a staccato marking over a group of notes. The bass staff has a staccato marking over a group of notes.

Allegro moderato.

No 87.

The first system of No. 87 consists of a treble and bass staff. The treble staff begins with a treble clef, a common time signature (C), and a mezzo-forte (mf) dynamic marking. The bass staff begins with a bass clef and a common time signature. The music is in an allegro moderato tempo and features a series of chords and melodic lines.

The second system of No. 87 continues the piece. It features a treble and bass staff. The treble staff has a forte (f) dynamic marking over a group of notes. The bass staff has a forte (f) dynamic marking over a group of notes.

The third system of No. 87 continues the piece. It features a treble and bass staff. The treble staff has a piano (p) dynamic marking over a group of notes. The bass staff has a forte (f) dynamic marking over a group of notes.

The fourth system of No. 87 concludes the piece. It features a treble and bass staff. The treble staff has a piano (p) dynamic marking over a group of notes. The bass staff has a forte (f) dynamic marking over a group of notes.

Primo.

Moderato.

Nº 86.

Exercises of the value of the notes up to sixteenth notes.

Übungen in dem Werth der Noten bis zu Sechszehnteln.

staccato:
to separate and play the notes short.

Die Noten kurz abzustossen.

Allegro moderato.

Nº 87.

To acquire fluency.

Um schnelle Bewegung der Finger zu erlangen.

Moderato.

No 88.

dolce.

f *p*

f

Andante.

No 89.

dolce.

mf

mf

Allegretto.

No 90.

f *p*

p
marcato.

Scale in A minor.

Tonleiter in A moll.

mf

p

Allegretto.

No. 91.

dolce.

f *p* *cresc.* *f* *dim.*

p *f*

Commodo.

No 92.

dolce.

f *p*

Moderato.

No 93.

mf

marcato. *f*

Allegro.
(Lively.) (Lebhaft.)

Nº 96.

First system of musical notation for No. 96. The treble staff contains a melodic line with fingerings 1 2 3 4 5 3, 1, 1 2 1 4, 1 2 3, 1 2 3 4 5, and 1 2 3 4 5. The bass staff contains a rhythmic accompaniment with a mezzo-forte (*mf*) dynamic marking.

Second system of musical notation for No. 96. The treble staff continues the melodic line with fingerings 2, 1 2 5, and 1. The bass staff includes a crescendo (*cresc.*) marking and a forte (*f*) dynamic marking. Fingerings 2 1 and 1 are shown in the bass staff.

Third system of musical notation for No. 96. The treble staff features a forte (*f*) dynamic marking and fingerings 5 2 1, 4 2 1, and 5 2 1. The bass staff includes a decrescendo (*dim.*) marking and fingerings 1, 1 2 3 4, and 1.

Fourth system of musical notation for No. 96. The treble staff includes a crescendo (*cresc.*) marking. The bass staff includes a mezzo-forte (*mf*) dynamic marking.

Fifth system of musical notation for No. 96. The treble staff includes a forte (*f*) dynamic marking. The bass staff includes a decrescendo (*dim.*) marking.

Allegretto.

Nº 97.

First system of musical notation for No. 97. The treble staff contains a melodic line with fingerings 3 1, 4 2, 5 3, 4 2, 5 3, 4 2, 3 1, and 4 2. The bass staff contains a rhythmic accompaniment with a mezzo-forte (*mf*) dynamic marking and fingerings 2 4, 1, 5, 3, and 5.

Second system of musical notation for No. 97. The treble staff includes a forte (*f*) dynamic marking and fingerings 3 1, 4 2, and 5 3. The bass staff includes a decrescendo (*dim.*) marking and fingerings 1 2 1, 1 2 3 4, and 1 2 1 2 3 4.

mf *cresc.*

Nº 98. *mf* Allegro.

f *mf*

cresc. *f*

Λ
The notes with this mark above them must be strongly accentuated.
Die Noten mit diesem Zeichen müssen stark hervorgehoben werden.

B flat Major.

B dur.

Adagio
(Very slow.) (Sehr langsam.)

Nº 99. *dolce.*

1. 2.

p

Allegro.

No 100.

The musical score is written for piano and bass. It begins with a treble clef and a 3/8 time signature. The tempo is marked 'Allegro.' and the dynamics start at 'mf'. The score consists of seven systems of two staves each. The first system shows the beginning of the piece with various fingerings (1, 2, 3, 4, 5) and accents. The second system features a dynamic change to 'f' and includes triplets and slurs. The third system has a first ending marked '1.' and a second ending marked '2.' leading to a 'dim.' (diminuendo) section. The fourth system returns to 'mf' and then 'f' and 'p' dynamics, with an '8' marking above a slur. The fifth system continues with 'f' dynamics and includes slurs and fingerings. The sixth system features 'p' dynamics and includes slurs and fingerings. The seventh system concludes with 'f' dynamics and includes slurs and fingerings. The score is rich in musical detail, including slurs, accents, and various dynamic markings.

Allegro moderato.

No 101.

Moderato.

No 102.

dolce.

cresc. **f** *dim.* **p**

cresc. **p**

The change of fingers on the same key must be made rapidly, without striking it again.
Der Fingerwechsel auf ein und derselben Taste muss schnell ausgeführt werden.

f

Allegro moderato.

No 103.

dolce.

Nº 104. *Allegretto.*

Chromatic Scale.

Chromatische Tonleiter.

No I.

II.

Right Hand alone.
Rechte Hand allein

This fingering is easier for small hands.
Dieser Fingersatz ist für kleine Hände der bequemste.

This fingering is the most in use.
Dieser Fingersatz ist der gebräuchlichste.

Left Hand alone.
Linke Hand allein.

V.

Right Hand alone.
Rechte Hand allein

VI.

Left Hand alone.
Linke Hand allein.

VII.

VIII.

Allegro moderato.

No 105.

First system of musical notation. The treble clef staff contains a melodic line with dynamic markings *f* and *p*. The bass clef staff provides accompaniment. Fingerings are indicated by numbers 1-5 above notes. A measure rest is present in the bass staff.

Allegro moderato.

Nº 106.

Second system of musical notation. The treble clef staff features a melodic line with dynamic markings *f* and *p*. The bass clef staff has accompaniment. Fingerings are indicated by numbers 1-5.

Third system of musical notation. The treble clef staff includes dynamic markings *f*, *p*, *mf*, and *cresc.*. The bass clef staff has accompaniment. Fingerings are indicated by numbers 1-5.

Fourth system of musical notation. The treble clef staff includes dynamic markings *mf* and *p*. The bass clef staff has accompaniment. Fingerings are indicated by numbers 1-5.

Fifth system of musical notation. The treble clef staff includes dynamic markings *mf* and *cresc.*. The bass clef staff has accompaniment. Fingerings are indicated by numbers 1-5.

Sixth system of musical notation. The treble clef staff includes dynamic markings *f*, *dim.*, *p*, and *cresc.*. The bass clef staff has accompaniment. Fingerings are indicated by numbers 1-5.

Seventh system of musical notation. The treble clef staff includes dynamic markings *f*. The bass clef staff has accompaniment. Fingerings are indicated by numbers 1-5.

First system of a piano piece. The right hand features a melodic line with triplets and slurs, starting with a *mf* dynamic. The left hand provides a harmonic accompaniment with chords and single notes. The system concludes with a *p* dynamic marking and a 2/4 time signature.

Second system of the piano piece. The right hand continues the melodic development with slurs and fingerings. The left hand accompaniment remains consistent. The system ends with a *Fine.* marking.

Third system of the piano piece. The right hand has a melodic line with slurs and fingerings. The left hand accompaniment includes chords and moving lines. The system concludes with a *mf* dynamic marking.

Nº 3. Song without words.

Nº 3. Lied ohne Worte.

F. SPINDLER.

First system of the second piece, marked *Dolcemente*. The right hand has a melodic line with slurs and fingerings. The left hand accompaniment is simple, with chords and single notes. The system starts with a *p* dynamic marking.

Second system of the second piece. The right hand continues the melodic line with slurs and fingerings. The left hand accompaniment includes chords and moving lines. The system concludes with a *p* dynamic marking.

Third system of the second piece. The right hand has a melodic line with slurs and fingerings. The left hand accompaniment includes chords and moving lines. The system concludes with a *p* dynamic marking.

Fourth system of the second piece. The right hand continues the melodic line with slurs and fingerings. The left hand accompaniment includes chords and moving lines. The system concludes with a *p* dynamic marking.

No 4. Song without words.

No 4. Lied ohne Worte.

F. SPINDLER.

Di buon umore.

Musical score for No 4. Song without words. It consists of four systems of piano accompaniment. The first system is marked *mf* and includes the instruction *Di buon umore.* The second system continues the melody with various fingerings and dynamics. The third system features a more active right hand with sixteenth notes. The fourth system is marked *p* and concludes the piece with a final cadence.

No 5. Polka.

No 5. Polka.

A. EHMANT.

Animato. (♩ = 126.)

Musical score for No 5. Polka. It consists of three systems of piano accompaniment. The first system is marked *p* and includes the instruction *Animato.* (♩ = 126.). The second system continues the piece with a more active right hand and is marked *mf*. The third system concludes the piece with a final cadence and is marked *p*.

Musical notation for the first system, featuring a treble and bass clef with various notes and rests.

Fine.

Trio.

Musical notation for the second system, starting with a piano (*p*) dynamic marking.

Musical notation for the third system, including mezzo-forte (*mf*) and piano (*p*) dynamic markings.

Musical notation for the fourth system, including a piano (*p*) dynamic marking.

Polka D. C. al Fine.

Nº 6. Song without words.

Nº 6. Lied ohne Worte.

F. SPINDLER.

Tranquillo.

Musical notation for the first system of 'Song without words', starting with a piano (*p*) dynamic marking.

Musical notation for the second system of 'Song without words'.

Musical notation for the third system of 'Song without words'.

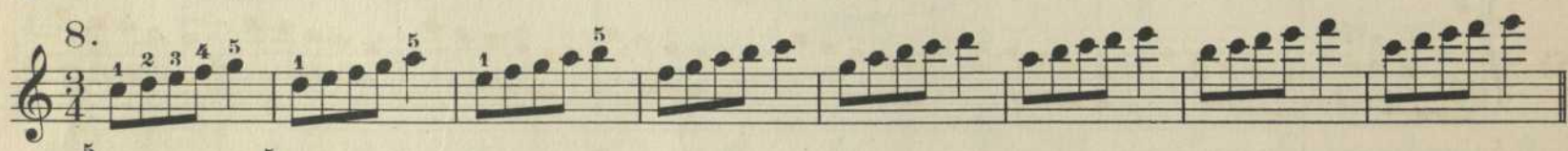
Sequel.

Finger Exercises to be interspersed in the preliminary part of the Instruction Book, and to be well practiced.

For the Right Hand alone.

Each Exercise to be repeated several times. They can also be extended to two octaves.

No 1.



Anhang.

Fingerübungen, welche in die Vorschule einzuschalten und gehörig zu üben sind.


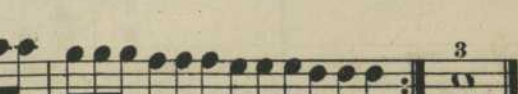



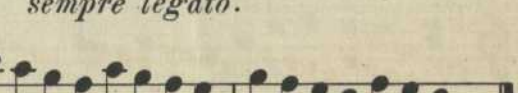
Für die rechte Hand allein.

Jede Nummer wird einige mal wiederholt. Man kann dieselben auf zwei Oktaven ausdehnen.

2.



6.



For both Hands together.

Für beide Hände zusammen.

No 21.

Musical score for No 21, featuring treble and bass clefs. The piece is in common time (C). The treble clef part starts with a slur over the first four notes, with fingerings 1, 2, 3, 1. The bass clef part starts with a slur over the first four notes, with fingerings 3, 2, 1, 3. The piece consists of four measures.

No 22.

sempre legato.

Musical score for No 22, featuring treble and bass clefs. The piece is in common time (C). The treble clef part starts with a slur over the first four notes, with fingerings 1, 3, 1, 3. The bass clef part starts with a slur over the first four notes, with fingerings 3, 1, 3, 1. The piece consists of four measures.

Musical score for No 23, featuring treble and bass clefs. The piece is in common time (C). The treble clef part starts with a slur over the first four notes, with fingerings 3, 1, 3, 1. The bass clef part starts with a slur over the first four notes, with fingerings 1, 3, 1, 3. The piece consists of four measures.

No 23.

Musical score for No 23, featuring treble and bass clefs. The piece is in common time (C). The treble clef part starts with a slur over the first four notes, with fingerings 1, 3, 1, 3, 1, 3. The bass clef part starts with a slur over the first four notes, with fingerings 3, 1, 3, 1, 3, 1. The piece consists of four measures.

No 24.

Musical score for No 24, featuring treble and bass clefs. The piece is in common time (C). The treble clef part starts with a slur over the first four notes, with fingerings 1, 2, 3, 4, 1. The bass clef part starts with a slur over the first four notes, with fingerings 4, 3, 2, 1, 4. The piece consists of four measures.

No 25.

Musical score for No 25, featuring treble and bass clefs. The piece is in common time (C). The treble clef part starts with a slur over the first four notes, with fingerings 1, 1. The bass clef part starts with a slur over the first four notes, with fingerings 4, 4. The piece consists of four measures.

Musical score for No 25, featuring treble and bass clefs. The piece is in common time (C). The treble clef part starts with a slur over the first four notes, with fingerings 1, 1. The bass clef part starts with a slur over the first four notes, with fingerings 4, 4. The piece consists of four measures.

No 26.

No 27.

No 28.

No 29.

Musical score for No 29, featuring a treble and bass clef with complex fingerings. The piece is in common time (C) and consists of four measures. The treble clef part starts with a sequence of eighth notes, while the bass clef part features a similar pattern with some triplets. Fingerings are indicated by numbers 1 through 5.

No 30.

Musical score for No 30, featuring a treble and bass clef with complex fingerings. The piece is in common time (C) and consists of four measures. The treble clef part has a steady eighth-note pattern, while the bass clef part includes some triplet figures. Fingerings are indicated by numbers 1 through 5.

Musical score for No 31, featuring a treble and bass clef with complex fingerings. The piece is in common time (C) and consists of four measures. The treble clef part has a steady eighth-note pattern, while the bass clef part includes some triplet figures. Fingerings are indicated by numbers 1 through 5.

No 31.

Musical score for No 31, featuring a treble and bass clef with complex fingerings. The piece is in common time (C) and consists of four measures. The treble clef part has a steady eighth-note pattern, while the bass clef part includes some triplet figures. Fingerings are indicated by numbers 1 through 5.

Musical score for No 32, featuring a treble and bass clef with complex fingerings. The piece is in common time (C) and consists of four measures. The treble clef part has a steady eighth-note pattern, while the bass clef part includes some triplet figures. Fingerings are indicated by numbers 1 through 5.

No 32.

Musical score for No 32, featuring a treble and bass clef with complex fingerings. The piece is in common time (C) and consists of four measures. The treble clef part has a steady eighth-note pattern, while the bass clef part includes some triplet figures. Fingerings are indicated by numbers 1 through 5.

Musical score for No 33, featuring a treble and bass clef with complex fingerings. The piece is in common time (C) and consists of four measures. The treble clef part has a steady eighth-note pattern, while the bass clef part includes some triplet figures. Fingerings are indicated by numbers 1 through 5.

The first system consists of two staves. The upper staff is in treble clef and the lower staff is in bass clef. Both staves contain a continuous sequence of eighth notes, starting with a quarter rest in the first measure. The notes are mostly eighth notes with stems pointing up, except for the final measure which has a quarter rest.

No 33.

Exercise No 33 is written in 3/8 time. It consists of two staves. The upper staff is in treble clef and the lower staff is in bass clef. Both staves contain a sequence of eighth notes. Fingerings are indicated by numbers 1 through 5 above or below the notes. The sequence is: 1 3 2 4 3 5, 1 3 2 4 3 5, 1, 1, 5 3 4 2 3 1, 5 3 4 2 3 1.

The second system continues the eighth-note exercise. It consists of two staves. The upper staff is in treble clef and the lower staff is in bass clef. Fingerings are indicated by numbers 1 through 5. The sequence is: 5 3 4 2 3 1, 5 3 4 2 3 1.

The third system continues the eighth-note exercise. It consists of two staves. The upper staff is in treble clef and the lower staff is in bass clef. Fingerings are indicated by numbers 1 through 5. The sequence is: 5, 5 3 4 2 3 1, 5 3 4 2 3 1.

No 34.

Exercise No 34 is written in 2/4 time. It consists of two staves. The upper staff is in treble clef and the lower staff is in bass clef. Both staves contain chords. Fingerings are indicated by numbers 1 through 5. The sequence is: 3 1 4 2 5 3 4 2, 3 1 4 2 5 3 4 2, 3 5 2 4 1 3 2 4, 3 5 2 4 1 3 2 4.

The fourth system continues the chord exercise. It consists of two staves. The upper staff is in treble clef and the lower staff is in bass clef. Fingerings are indicated by numbers 1 through 5. The sequence is: 5 3 4 2 3 1 4 2, 5 3 4 2 3 1 4 2, 5 3 1 3 2 4 1 3.

The fifth system continues the chord exercise. It consists of two staves. The upper staff is in treble clef and the lower staff is in bass clef. Fingerings are indicated by numbers 1 through 5. The sequence is: 5 3 1 3 2 4 1 3.

24 Major and Minor Scales

arranged according to the similarity of the fingering, and for the comparison of major and minor.

24 Dur- und Moll-Tonleitern

Geordnet nach der Ähnlichkeit des Fingersatzes und zur Vergleichung von Dur und Moll.

1. C major. C dur.

Musical notation for C major scale (C dur). The piece is in C major, 2/4 time. It consists of two staves: a treble clef staff and a bass clef staff. The melody in the treble clef starts on middle C (C4) and ascends stepwise to C5, then descends back to C4. The bass line starts on C2 and ascends stepwise to C3, then descends back to C2. Fingering numbers (1-5) are indicated above and below the notes. The piece ends with a repeat sign and a final C note in both staves.

2. C minor. C moll.

Musical notation for C minor scale (C moll). The piece is in C minor, 2/4 time. It consists of two staves: a treble clef staff and a bass clef staff. The melody in the treble clef starts on C4 and ascends stepwise to C5, then descends back to C4. The bass line starts on C2 and ascends stepwise to C3, then descends back to C2. Fingering numbers (1-5) are indicated above and below the notes. The piece ends with a repeat sign and a final C note in both staves.

3. G major. G dur.

Musical notation for G major scale (G dur). The piece is in G major, 2/4 time. It consists of two staves: a treble clef staff and a bass clef staff. The melody in the treble clef starts on G4 and ascends stepwise to G5, then descends back to G4. The bass line starts on G2 and ascends stepwise to G3, then descends back to G2. Fingering numbers (1-5) are indicated above and below the notes. The piece ends with a repeat sign and a final G note in both staves.

4. G minor. G moll.

Musical notation for G minor scale (G moll). The piece is in G minor, 2/4 time. It consists of two staves: a treble clef staff and a bass clef staff. The melody in the treble clef starts on G4 and ascends stepwise to G5, then descends back to G4. The bass line starts on G2 and ascends stepwise to G3, then descends back to G2. Fingering numbers (1-5) are indicated above and below the notes. The piece ends with a repeat sign and a final G note in both staves.

5. D major. D dur.

Musical notation for D major scale (D dur). The piece is in D major, 2/4 time. It consists of two staves: a treble clef staff and a bass clef staff. The melody in the treble clef starts on D4 and ascends stepwise to D5, then descends back to D4. The bass line starts on D2 and ascends stepwise to D3, then descends back to D2. Fingering numbers (1-5) are indicated above and below the notes. The piece ends with a repeat sign and a final D note in both staves.

6. D minor. D moll.

Musical notation for D minor scale (D moll). The piece is in D minor, 2/4 time. It consists of two staves: a treble clef staff and a bass clef staff. The melody in the treble clef starts on D4 and ascends stepwise to D5, then descends back to D4. The bass line starts on D2 and ascends stepwise to D3, then descends back to D2. Fingering numbers (1-5) are indicated above and below the notes. The piece ends with a repeat sign and a final D note in both staves.

7. A major. A dur.

Musical notation for A major scale (A dur). The piece is in A major, 2/4 time. It consists of two staves: a treble clef staff and a bass clef staff. The melody in the treble clef starts on A4 and ascends stepwise to A5, then descends back to A4. The bass line starts on A2 and ascends stepwise to A3, then descends back to A2. Fingering numbers (1-5) are indicated above and below the notes. The piece ends with a repeat sign and a final A note in both staves.

8. A minor. A moll.

Musical score for exercise 8, A minor (A moll). The piece is in 4/4 time and consists of four measures. The right hand (RH) starts with a quarter note A2, followed by eighth notes A3, B3, C4, D4, E4, F4, G4, and a quarter rest. The left hand (LH) starts with a quarter note A2, followed by eighth notes G2, F2, E2, D2, C2, B1, A1, and a quarter rest. Fingerings are indicated by numbers 1-5. The piece ends with a repeat sign and a final whole note A2 in the RH.

9. E major. E dur.

Musical score for exercise 9, E major (E dur). The piece is in 4/4 time and consists of four measures. The RH starts with a quarter note E4, followed by eighth notes F#4, G#4, A4, B4, C5, D5, E5, and a quarter rest. The LH starts with a quarter note E4, followed by eighth notes D4, C4, B3, A3, G3, F#3, E3, and a quarter rest. Fingerings are indicated by numbers 1-5. The piece ends with a repeat sign and a final whole note E4 in the RH.

10. E minor. E moll.

Musical score for exercise 10, E minor (E moll). The piece is in 4/4 time and consists of four measures. The RH starts with a quarter note E4, followed by eighth notes F4, G4, A4, B4, C5, D5, E5, and a quarter rest. The LH starts with a quarter note E4, followed by eighth notes D4, C4, B3, A3, G3, F4, E4, and a quarter rest. Fingerings are indicated by numbers 1-5. The piece ends with a repeat sign and a final whole note E4 in the RH.

11. B major. H dur.

Musical score for exercise 11, B major (H dur). The piece is in 4/4 time and consists of four measures. The RH starts with a quarter note B4, followed by eighth notes C#5, D#5, E5, F#5, G#5, A5, B5, and a quarter rest. The LH starts with a quarter note B4, followed by eighth notes A4, G4, F#4, E4, D4, C#4, B4, and a quarter rest. Fingerings are indicated by numbers 1-5. The piece ends with a repeat sign and a final whole note B4 in the RH.

12. B minor. H moll.

Musical score for exercise 12, B minor (H moll). The piece is in 4/4 time and consists of four measures. The RH starts with a quarter note B4, followed by eighth notes C5, D5, E5, F5, G5, A5, B5, and a quarter rest. The LH starts with a quarter note B4, followed by eighth notes A4, G4, F4, E4, D4, C5, B4, and a quarter rest. Fingerings are indicated by numbers 1-5. The piece ends with a repeat sign and a final whole note B4 in the RH.

13. F major. F dur.

Musical score for exercise 13, F major (F dur). The piece is in 4/4 time and consists of four measures. The RH starts with a quarter note F4, followed by eighth notes G4, A4, B4, C5, D5, E5, F5, and a quarter rest. The LH starts with a quarter note F4, followed by eighth notes E4, D4, C4, B3, A3, G4, F4, and a quarter rest. Fingerings are indicated by numbers 1-5. The piece ends with a repeat sign and a final whole note F4 in the RH.

14. F minor. F moll.

Musical score for exercise 14, F minor (F moll). The piece is in 4/4 time and consists of four measures. The RH starts with a quarter note F4, followed by eighth notes G4, A4, B4, C5, D5, E5, F5, and a quarter rest. The LH starts with a quarter note F4, followed by eighth notes E4, D4, C4, B3, A3, G4, F4, and a quarter rest. Fingerings are indicated by numbers 1-5. The piece ends with a repeat sign and a final whole note F4 in the RH.

15. Bb major. B dur.

Musical score for exercise 15, Bb major (B dur). The piece is in 4/4 time and consists of four measures. The RH starts with a quarter note B4, followed by eighth notes C5, D5, E5, F5, G5, A5, B5, and a quarter rest. The LH starts with a quarter note B4, followed by eighth notes A4, G4, F4, E4, D4, C5, B4, and a quarter rest. Fingerings are indicated by numbers 1-5. The piece ends with a repeat sign and a final whole note B4 in the RH.

16. Bb minor. B moll.

17. Eb major. Es dur.

18. Eb minor. Es moll.

19. Ab major. As dur.

20. Ab minor. As moll.

21. Db major. Des dur.

22. C# minor. Cis moll.

23. F# major. Fis dur.

24. F# minor. Fis moll.

Besides the above Minor scales the following two kinds are also used.

Ausser den obigen Molltonleitern werden auch die folgenden zwei Arten gebraucht.

I. A minor. A moll.

II. A minor. A moll.

Succession of all the Keys,
and their relationship

Reihenfolge aller Tonarten und
ihrer Verwandtschaften.

C major. A minor. G major. E minor. D major. B minor. A major. F# minor. E major. C# minor.
C dur. A moll. G dur. E moll. D dur. H moll. A dur. Fis moll. E dur. Cis moll.

B major. G# minor. F# major. D# minor. C# major. A# minor. F major. D minor. Bb major. G minor.
H dur. Gis moll. Fis dur. Dis moll. Cis dur. Ais moll. F dur. D moll. B dur. G moll.

Eb major. C minor. Ab major. F minor. Db major. Bb minor. Gb major. Eb minor. Cb major. Ab minor.
Es dur. C moll. As dur. F moll. Des dur. B moll. Ges dur. Es moll. Ces dur. As moll.

23. 1. minor (2nd)

23. 2. minor (2nd)

23. 3. minor (2nd)


23. 4. minor (2nd)


23. 5. minor (2nd)


23. 6. minor (2nd)

23. 7. minor (2nd)

23. 8. minor (2nd)







BAnQ



C 000 408 662