



Forecast Summary

By Taylor Schleich & Warren Lovely

- Get going and/or keep going, as the case may be. That's the clear theme (and wholly appropriate stance) as it relates to interest rate relief in North America (and beyond really). Notably, the time has now come for the U.S. Federal Reserve to initiate a monetary easing cycle, FOMC members have clearly laid the groundwork for such a policy pivot in recent days and weeks (going back at least to the last interest rate decision in late July). Notwithstanding our long-standing and well-publicized anxieties surrounding U.S. growth prospects, there's now little to be gained from castigating the FOMC for having taken its time. What's done is done; importantly cuts are finally here. Perhaps the more vital aspect will be the speed and extent of looming policy rate relief.
- In some critical areas, including labour markets, the ground appears to be shifting under policymakers' feet. Accumulating weakness, which we fear will continue, argues for removing restrictiveness more quickly. We see little impediment on the inflation front, core pricing behaviour looking fairly encouraging/relatively becalmed of late. So while it seems likely that the FOMC will commence with a 'normal' (or less-alarmist) 25-bp cut on September 18th, we believe larger cuts will soon be warranted. That is reflected in our revised interest rate forecast, with 100 bps of FOMC easing forecast before the end of 2024. We've likewise dialed up the magnitude of policy rate relief in the first half of 2025, which implies a more-timely arrival at policy rate neutrality for a softening U.S. economy.
- One could seemingly credit the Bank of Canada for initiating rate cuts earlier than other major advanced economy central banks. Then again, Canada's highly levered and more interest rate-sensitive economy generally argues against leaving restrictive interest rate policy in place for too long. Despite delivering three successive quarter-point cuts, the Bank's policy rate (4.25% nominal) remains in legitimately restrictive territory (near 2% real). Judging from a rising unemployment rate, anemic housing market conditions, consumer apathy and overall poor GDP growth momentum, much more policy rate relief is needed.
- As in the U.S., the evolving inflation picture in Canada needn't delay monetary policy action, even if base effects may be less constructive this fall. Rather, we would mount an argument for *accelerating* rate cuts, a 50-basis point move an increasingly defensible proposition in our view (if not at the October decision than by December). While a larger cut would signify Governing Council's growing unease, this shouldn't be confused with monetary policy stimulus. Removing restrictiveness in a timely manner should be the overarching goal at this point. The BoC is right to focus on downside inflation risks in light of deepening labour market slack and a growing output gap. Unfortunately, the immediate pick-up in GDP and employment that they'd projected looks less and less likely to materialize. That means more slack will accumulate this year, which supports turning this cutting cycle up a notch. There are wild cards and uncertainties to be sure, the geopolitical backdrop unsettled (not just across the pond but closer to home as well). But volatility hardly looks accretive to global or domestic growth at this juncture. So yes, get on with it; there's really no time to waste.

United States						
Quarter	Target	3M	2Y	5Y	10Y	30Y
9-Sep-24	5.50	5.03	3.67	3.49	3.70	4.00
Q3:2024	5.25	4.90	3.65	3.50	3.70	4.00
Q4:2024	4.50	4.10	3.50	3.40	3.60	3.90
Q1:2025	3.75	3.45	3.15	3.20	3.40	3.75
Q2:2025	3.50	3.25	2.90	3.05	3.25	3.60
Q3:2025	3.25	3.00	2.80	2.95	3.15	3.50
Q4:2025	3.25	3.05	2.90	3.05	3.25	3.55
Q1:2026	3.25	3.10	3.05	3.20	3.40	3.65
Q2:2026	3.25	3.10	3.20	3.35	3.55	3.75

Canada						
Quarter	Target	3M	2Y	5Y	10Y	30Y
9-Sep-24	4.25	4.09	3.03	2.77	2.94	3.08
2024 Q3	4.25	3.95	2.95	2.75	2.95	3.10
2024 Q4	3.50	3.25	2.75	2.60	2.85	3.00
2025 Q1	3.00	2.85	2.55	2.45	2.70	2.90
2025 Q2	2.75	2.65	2.40	2.35	2.60	2.85
2025 Q3	2.75	2.65	2.45	2.40	2.70	2.90
2025 Q4	2.75	2.70	2.55	2.55	2.80	3.00
2026 Q1	2.75	2.70	2.65	2.70	2.90	3.05
2026 Q2	2.75	2.70	2.75	2.85	3.00	3.10

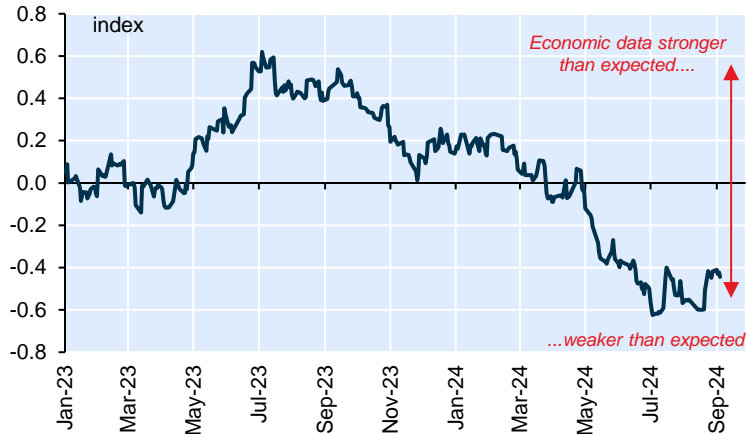


FOMC Update: The focus is on 50

It's safe to say the outlook for the U.S. economy, and thus monetary policy, has shifted. For a few months now, economic data has been surprising to the downside, but a very strong starting point (in the labour market) and still-solid headline GDP growth had limited the degree of concern. More recently, alarm bells have started to go off.

Economic data continues to disappoint

U.S. economic surprise index

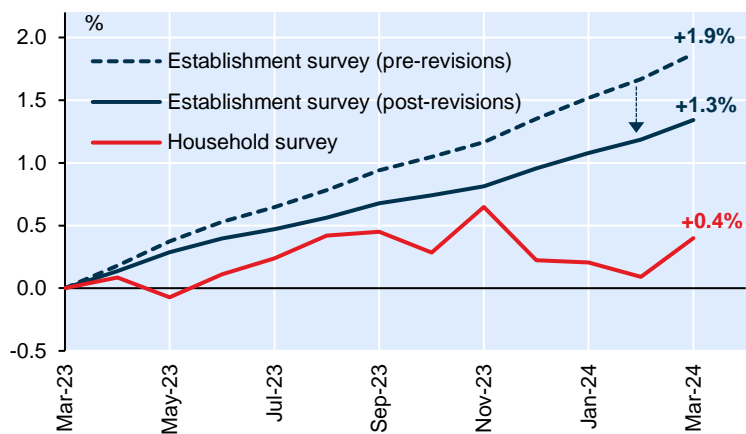


Source: NBF, Bloomberg

Heightened anxiety really began with a disappointing July jobs report that showed both weaker hiring and a significant jump in the unemployment rate. Preliminary benchmark revisions to the establishment survey then revealed that earlier employment gains (from April 2023 to March 2024) were overstated by more than 800K jobs.

Last year's jobs data don't look as strong after revisions

Chg. in US employment: Household, establishment survey (pre/post revisions)



Source: NBC, BLS, Bloomberg | Note: Post-revision line assumes downward revision was evenly distributed across months. Futures releases will revise each monthly data point.

This all culminated in Fed Chair Powell's address at the Jackson Hole Economic Symposium where he drew a metaphorical line in the sand as it relates to the labour market. In addition to 'teeing up' a September interest rate cut (which was widely anticipated already), he stressed that they do not "seek or welcome further cooling in labor market conditions." He added that they will "do everything [they] can" to support a strong jobs market. Not surprisingly, investors added to bets that the Fed would be delivering at least one 50 bp cut this year.

Of course, there are other key datapoints on the Fed's radar, some we've yet to digest, the most important of which being CPI. There's a world in which a very soft inflation reading gives the Fed confidence to

ease by 50 bps. However, it's the Fed's assessment of the labour market that should dictate the magnitude of the first move. Fortunately, the latest set of jobs data (for August) arrested the upward trend in the unemployment rate. And although headline job growth wasn't as strong as expected, the miss probably wasn't large enough to make a 50 bp rate cut the baseline move in September. We therefore believe cooler heads will prevail this month and the Fed will start 'small'.

Recent reprieve in the unemployment rate increase

U.S. unemployment rate and FOMC June projection



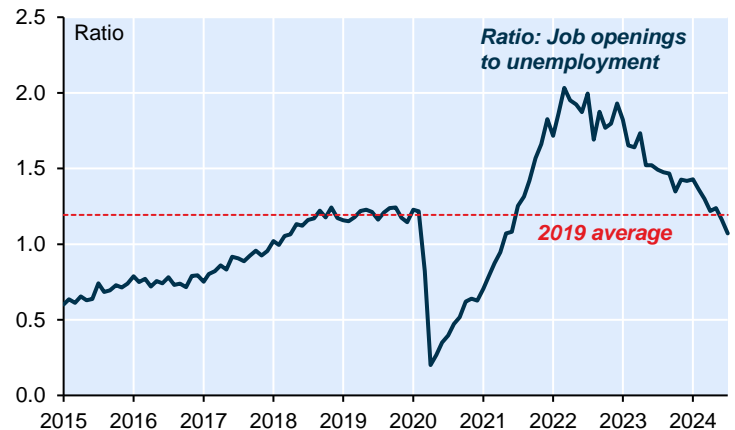
Source: NBC, Bloomberg, FRB

Even if the Fed 'only' delivers a 25 bp reduction this month and even if their updated dot plot were to 'only' imply three quarter point cuts this year, markets probably won't back down from pricing the risk of 50 bps in at least one of 2024's final meetings. And given the Fed's aversion to further job market cooling, they probably won't take it off the table either. Realistically, only improving data can totally remove that risk. Unfortunately, we don't see recent trends reversing soon.

In addition to the most closely followed labour market measures, 'secondary' data (some of which are more forward-looking) don't paint a particularly optimistic picture either (and haven't been for some time). Job vacancies, for example, have been steadily declining for more than two years. Despite starting from an extremely elevated level, the vacancy rate is effectively back to where it was on the eve of the pandemic. The ratio of job vacancies to unemployed workers, a measure once emphasized by the Fed, is now below where it was in 2019. And as we've noted for months, the details of recent jobs reports aren't encouraging whether we look at temporary employment, the industrial breadth of job gains or the full-time/part-time split, just to name a few.

The balance between labour demand and supply is shifting

Ratio of job vacancies to unemployed workers



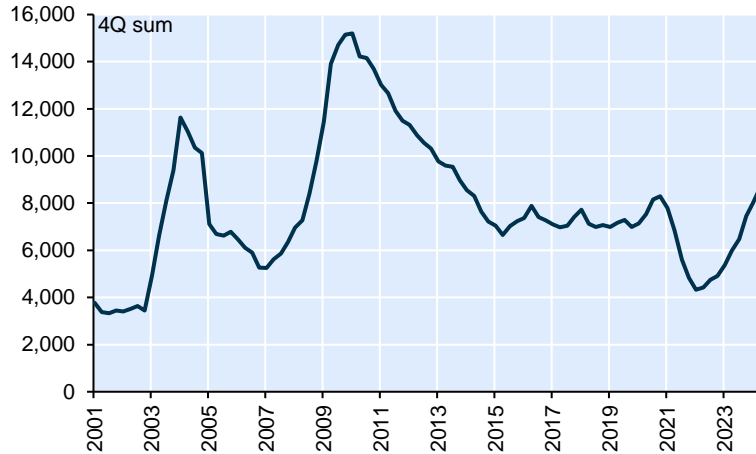
Source: NBC, BLS, Bloomberg



As our colleagues have astutely noted, the 800K downward revisions to jobs data through March 2024 is only the tip of the iceberg. Data released since then has also been overstating job gains and will undergo a similar, if not more significant, revision in the future. With bankruptcies piling up, the BLS's 'birth-death' model, which estimates business formation based on historical trends, is significantly overestimating net company creation. As a result, hiring is being overestimated too. The Fed is aware of this as was noted in the latest minutes: "many participants noted that reported payroll gains might be overstated". It means each report is being taken with and should be taken with a large pinch of salt.

Rising bankruptcies indirectly impact jobs data

U.S. Chapter 11 business bankruptcy filings: 4 quarter moving sum

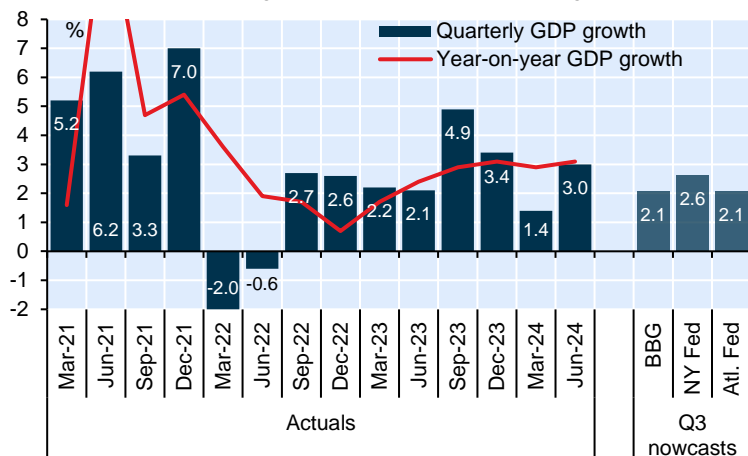


Source: NBC, BLS, Bloomberg

We'll concede that not all data has been disappointing. GDP somehow continues to defy gravity. While slowing from the unsustainable pace in the second half of 2023, growth remains around potential and preliminary gauges of Q3 suggest that hasn't changed. However, we still believe it will be extremely difficult for that to continue going forward given the path that the labour market is on. We expect growth to slow drastically at the end of 2024 and into 2025 which will make future decisions to ease even easier for policymakers.

GDP continues to defy gravity

Q/Q and Y/Y U.S. GDP growth with 'nowcasts' of Q3 growth



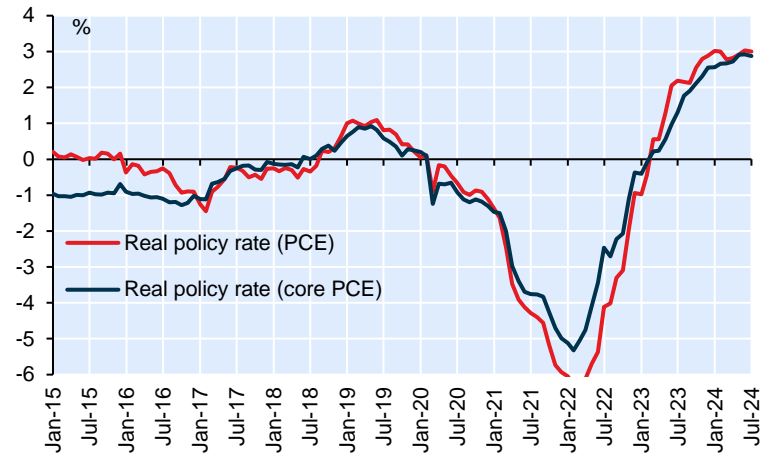
Source: NBC, BLS, Bloomberg, FRB

As noted earlier, there's another side to the Fed's dual mandate. However, inflation has clearly taken a back seat of late. With the significant progress already made, it's unlikely these data will be able to derail a steady dose of rate cuts over the coming months. Thinking about

policy from a real rate perspective, the Fed grows more restrictive with each month inflation eases even if they're not actively tightening policy. The real policy rate is still well, well above most estimates of neutrality, so the first ~150 bps of easing should be relatively easy. Assuming status quo price pressures from here, inflation probably won't be a major factor in Fed decision making until well into 2025.

The Fed isn't hiking but policy tightens as inflation eases

Fed funds target (upper bound) less Y/Y PCE and core PCE deflator

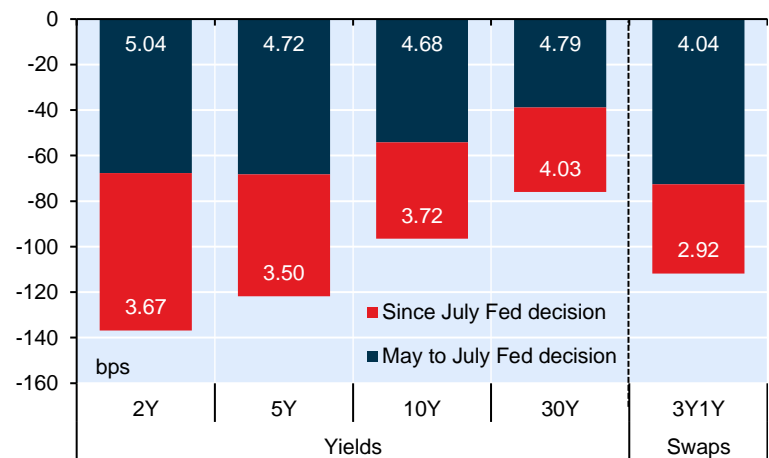


Source: NBC, BLS, Bloomberg

While we believe the Fed is more likely than not to deliver a 50 basis point cut before the year is out, it must be pointed out that markets have discounted this and then some. Moreover, market-based estimates of the Fed's neutral rate (as proxied by the 3Y1Y OIS swap, among others) have come crashing down over 100 basis points since the spring. While there is scope for rates to decline with the policy rate in coming months, material downside may be limited. It follows that the aggressiveness of the curve steepening move is also likely to moderate.

Rates moved aggressively recently (incl. neutral rate outlook)

Change in yields and swap rates since May 2024



Source: NBC, Bloomberg | Note: Labels refers to levels as of 30-Apr and 9-Sep

BoC Update: The focus should be on 50

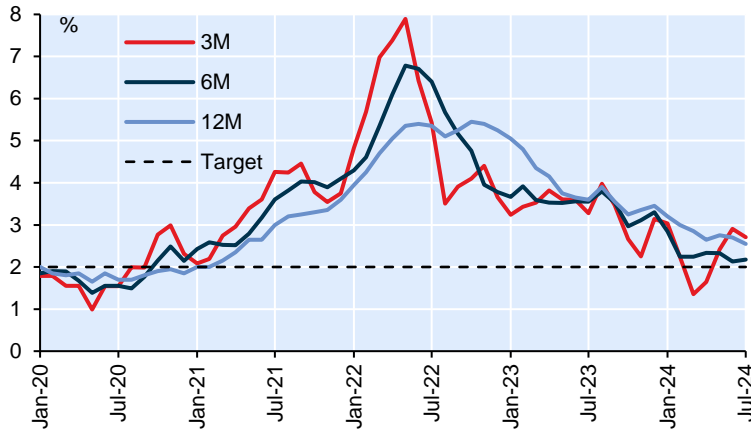
With slack already well-established in the Canadian economy, it didn't much matter what other economic data did between the July and September meetings. The decision to cut or not was always going to come down to the July CPI report. To us, the BoC's playbook essentially boiled down to: Soft inflation = cut, hot inflation = consider pausing. Fortunately, the BoC received a 'good' report, making the decision to ease an easy one.



Even with a couple of warm readings in May and June, core inflation is still running below 3% on a 3-month basis (and on a 6- and 12-month basis too). Headline pressures, now at just 2.5%, have an outside chance to hit 2% in August thanks to some favourable base-year effects. Less favourable base effects thereafter suggest inflation will run slightly above 2% for the rest of 2024 but that shouldn't get in the way of further easing as real rates remain definitively restrictive.

No matter the horizon, inflation is in the 1-3% control band

Average of CPI-median and -trim: 3M, 6M, and 12M annualized inflation

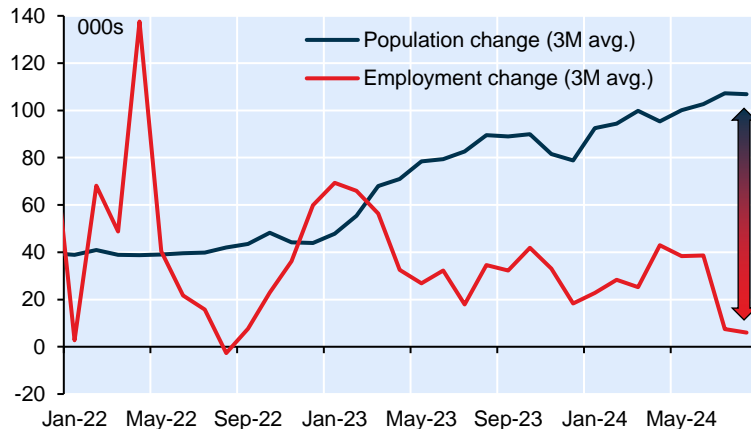


Source: NBC, StatCan

Assuming inflation doesn't resurface in a meaningful way (which we don't believe it will), it's going to be the labour market that dictates the rate path from here. Recent data on this front has not been promising. Hiring over the last three months barely has registered a pulse while the population (and the labour force) is still expanding at a heady clip. This story is nothing new of course and it's helped drive the jobless rate steadily higher over the past two years. That trend continued in August as unemployment climbed another two ticks to 6.6%, the highest since May 2017.

Labour demand can't keep pace with labour supply

Change in Canadian employment and working age population



Source: NBC, StatCan

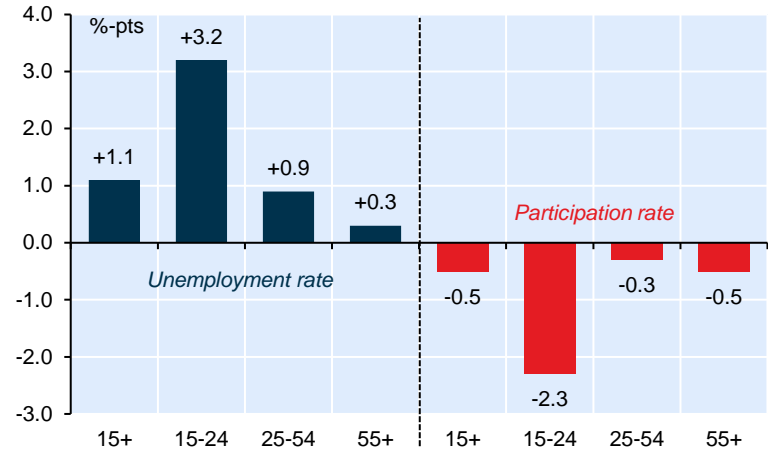
Some may argue that Canada's unemployment rate woes are a youth story, driven by the surge in students and temporary workers. While there's some truth to that—the youth jobless rate is up ~5%-pts since the low registered two years ago—core-aged Canadians are not immune either. The unemployment rate for this cohort has climbed 1.5%-pts since then and is up 0.9%-pts over the past 12 months.

Moreover, we'd argue that the unemployment rate today is understating labour market weakness. Consider labour force participation. After a

quick recovery during the pandemic, the size of the labour force hasn't kept pace with recent population increases, leading to a shrinking participation rate. That's not the sign of a particularly buoyant labour market. And once again, the influx of young people has contributed to this but is not the sole driver. Time will tell where participation heads but if it were to normalize, there is not sufficient labour demand to absorb marginal workers. It means that risks to the jobless rate remain skewed decisively to the upside.

No age cohort is immune from weaker jobs market

1-year change in unemployment and participation rates (Aug-23 to Aug-24)



Source: NBC, StatCan

What does this mean for the policy outlook? 50 bp rate cut debates have ratcheted up in the U.S. over the past month but it's probably time we have these discussions north of the border. Even though there was nothing said at the September meeting that indicated policymakers had seriously contemplated a 50 bp cut, consider the context going forward:

- 1) The BoC "needs" GDP growth and job creation to pick up, lest they risk inflation undershooting over the projection horizon.
- 2) The BoC expects GDP growth and job creation to pick up immediately. The July MPR presented a rosy 2.8% Q3 GDP forecast, with growth seen running at/above 2% thereafter. We can only guess their unemployment projection but with above potential growth, they presumably see the jobless rate stabilizing quickly too.
- 3) The BoC thinks about the economy and inflation from an output gap perspective which means growth below potential puts downward pressure on inflation.

We've since learned that job creation has not picked up (at least not in a material way). GDP growth, meanwhile, is tracking well below the BoC's earlier estimate. So, if the Bank was guiding towards a steady pace of rate cuts with above potential growth then surely, they'd be open to cutting faster when growth continues to run below potential.

As per our sister publication, [the Monthly Economic Monitor](#), the Canadian economy is unlikely to accelerate meaningfully in the second half of the year. As a result, we believe the risks are now skewed towards a 50 bp cut in the fourth quarter, potentially as soon as October. This shouldn't be difficult for the Bank to 'sell'. Recall that policymakers view a neutral policy stance as being between 2.25% and 3.25%. Further 2024 rate cuts (however large) simply represent the normalization of monetary policy and not the introduction of stimulus. However, the Canadian market is not priced for larger rate decreases which leaves us biased to outperformance of GoC over USTs in coming months. In 2025, however, Canada bonds are likely to lag the rally of their US counterparts.



Subscribe to our publications: NBF.EconomicsStrategy@nbc.ca – To contact us: 514-879-2529

General

This Report was prepared by National Bank Financial, Inc. (NBF), (a Canadian investment dealer, member of CIRO), an indirect wholly owned subsidiary of National Bank of Canada. National Bank of Canada is a public company listed on the Toronto Stock Exchange.

The particulars contained herein were obtained from sources which we believe to be reliable but are not guaranteed by us and may be incomplete and may be subject to change without notice. The information is current as of the date of this document. Neither the author nor NBF assumes any obligation to update the information or advise on further developments relating to the topics or securities discussed. The opinions expressed are based upon the author(s) analysis and interpretation of these particulars and are not to be construed as a solicitation or offer to buy or sell the securities mentioned herein, and nothing in this Report constitutes a representation that any investment strategy or recommendation contained herein is suitable or appropriate to a recipient's individual circumstances. In all cases, investors should conduct their own investigation and analysis of such information before taking or omitting to take any action in relation to securities or markets that are analyzed in this Report. The Report alone is not intended to form the basis for an investment decision, or to replace any due diligence or analytical work required by you in making an investment decision.

This Report is for distribution only under such circumstances as may be permitted by applicable law. This Report is not directed at you if NBF or any affiliate distributing this Report is prohibited or restricted by any legislation or regulation in any jurisdiction from making it available to you. You should satisfy yourself before reading it that NBF is permitted to provide this Report to you under relevant legislation and regulations.

National Bank of Canada Financial Markets is a trade name used by National Bank Financial and National Bank of Canada Financial Inc.

Canadian Residents

NBF or its affiliates may engage in any trading strategies described herein for their own account or on a discretionary basis on behalf of certain clients and as market conditions change, may amend or change investment strategy including full and complete divestment. The trading interests of NBF and its affiliates may also be contrary to any opinions expressed in this Report.

NBF or its affiliates often act as financial advisor, agent or underwriter for certain issuers mentioned herein and may receive remuneration for its services. As well NBF and its affiliates and/or their officers, directors, representatives, associates, may have a position in the securities mentioned herein and may make purchases and/or sales of these securities from time to time in the open market or otherwise. NBF and its affiliates may make a market in securities mentioned in this Report. This Report may not be independent of the proprietary interests of NBF and its affiliates.

This Report is not considered a research product under Canadian law and regulation, and consequently is not governed by Canadian rules applicable to the publication and distribution of research Reports, including relevant restrictions or disclosures required to be included in research Reports.

UK Residents

This Report is a marketing document. This Report has not been prepared in accordance with EU legal requirements designed to promote the independence of investment research and it is not subject to any prohibition on dealing ahead of the dissemination of investment research. In respect of the distribution of this Report to UK residents, NBF has approved the contents (including, where necessary, for the purposes of Section 21(1) of the Financial Services and Markets Act 2000). This Report is for information purposes only and does not constitute a personal recommendation, or investment, legal or tax advice. NBF and/or its parent and/or any companies within or affiliates of the National Bank of Canada group and/or any of their directors, officers and employees may have or may have had interests or long or short positions in, and may at any time make purchases and/or sales as principal or agent, or may act or may have acted as market maker in the relevant investments or related investments discussed in this Report, or may act or have acted as investment and/or commercial banker with respect hereto. The value of investments, and the income derived from them, can go down as well as up and you may not get back the amount invested. Past performance is not a guide to future performance. If an investment is denominated in a foreign currency, rates of exchange may have an adverse effect on the value of the investment. Investments which are illiquid may be difficult to sell or realise; it may also be difficult to obtain reliable information about their value or the extent of the risks to which they are exposed. Certain transactions, including those involving futures, swaps, and other derivatives, give rise to substantial risk and are not suitable for all investors. The investments contained in this Report are not available to retail customers and this Report is not for distribution to retail clients (within the meaning of the rules of the Financial Conduct Authority). Persons who are retail clients should not act or rely upon the information in this Report. This Report does not constitute or form part of any offer for sale or subscription of or solicitation of any offer to buy or subscribe for the securities described herein nor shall it or any part of it form the basis of or be relied on in connection with any contract or commitment whatsoever.

This information is only for distribution to Eligible Counterparties and Professional Clients in the United Kingdom within the meaning of the rules of the Financial Conduct Authority. NBF is authorised and regulated by the Financial Conduct Authority and has its registered office at 70 St. Mary Axe, London, EC3A 8BE.

NBF is not authorised by the Prudential Regulation Authority and the Financial Conduct Authority to accept deposits in the United Kingdom.

EU Residents

With respect to the distribution of this report in the member states of the European Union ("EU") and the European Economic Area ("EEA") by NBC Paris, the contents of this report are for information purposes only and do not constitute investment advice, investment research, financial analysis or other forms of general recommendation relating to transactions in financial instruments within the meaning of Directive 2014/65/EU of the European Parliament and of the Council of 15 May 2014 ("MiFID 2"). This report is intended only for professional investors and eligible counterparties within the meaning of MiFID 2 and its contents have not been reviewed or approved by any EU/EEA authority. NBC Paris is an investment firm authorised by the French Prudential Control and Resolution Authority ("ACPR") to provide investment services in France and has passported its investment services throughout the EU/EEA under the freedom to provide services and has its registered office at 8 avenue Percier, 75008 Paris, France.

NBF is not authorised to provide investment services in the EU/EEA.

U.S. Residents

With respect to the distribution of this report in the United States of America, National Bank of Canada Financial Inc. ("NBCFI") which is regulated by the Financial Industry Regulatory Authority (FINRA) and a member of the Securities Investor Protection Corporation (SIPC), an affiliate of NBF, accepts responsibility for its contents, subject to any terms set out above. To make further inquiry related to this report, or to effect any transaction, United States residents should contact their NBCFI registered representative.

This report is not a research report and is intended for Major U.S. Institutional Investors only. This report is not subject to U.S. independence and disclosure standards applicable to research reports.

HK Residents

With respect to the distribution of this report in Hong Kong by NBC Financial Markets Asia Limited ("NBCFMA") which is licensed by the Securities and Futures Commission ("SFC") to conduct Type 1 (dealing in securities) and Type 3 (leveraged foreign exchange trading) regulated activities, the contents of this report are solely for informational purposes. It has not been approved by, reviewed by, verified by or filed with any regulator in Hong Kong. Nothing herein is a recommendation, advice, offer or solicitation to buy or sell a product or service, nor an official confirmation of any transaction. None of the products issuers, NBCFMA or its affiliates or other persons or entities named herein are obliged to notify you of changes to any information and none of the foregoing assume any loss suffered by you in reliance of such information.

The content of this report may contain information about investment products which are not authorized by SFC for offering to the public in Hong Kong and such information will only be available to, those persons who are Professional Investors (as defined in the Securities and Futures Ordinance of Hong Kong ("SFO")). If you are in any doubt as to your status you should consult a financial adviser or contact us. This material is not meant to be marketing materials and is not intended for public distribution. Please note that neither this material nor the product referred to is authorized for sale by SFC. Please refer to product prospectus for full details.

There may be conflicts of interest relating to NBCFMA or its affiliates' businesses. These activities and interests include potential multiple advisory, transactional and financial and other interests in securities and instruments that may be purchased or sold by NBCFMA or its affiliates, or in other investment vehicles which are managed by NBCFMA or its affiliates that may purchase or sell such securities and instruments.

No other entity within the National Bank of Canada group, including National Bank of Canada and National Bank Financial Inc, is licensed or registered with the SFC. Accordingly, such entities and their employees are not permitted and do not intend to: (i) carry on a business in any regulated activity in Hong Kong; (ii) hold themselves out as carrying on a business in any regulated activity in Hong Kong; or (iii) actively market their services to the Hong Kong public.

Copyright

This Report may not be reproduced in whole or in part, or further distributed or published or referred to in any manner whatsoever, nor may the information, opinions or conclusions contained in it be referred to without in each case the prior express written consent of NBF.