



**Marcel Boyer**

Vice president and chief economist of the Montreal Economic Institute  
Bell Canada professor of industrial economics at the University of Montreal  
Fellow at the Center for Interuniversity Research and Analysis on Organizations (CIRANO)

**Mathieu Laberge**

Economist at the Montreal Economic Institute

**Portrait of Quebec  
High Schools 2008**



October 2008



## **Marcel Boyer**

Vice president and chief economist of the Montreal Economic Institute  
Bell Canada professor of industrial economics at the University of Montreal  
Fellow at the Center for Interuniversity Research and Analysis on Organizations (CIRANO)

## **Mathieu Laberge**

Economist at the Montreal Economic Institute

---

# Portrait of Quebec High Schools 2008

---

October 2008



6708, Saint-Hubert Street  
Montreal (Quebec)  
Canada H2S 2M6

Phone: (514) 273-0969  
Fax: (514) 273-2581

Web site: [www.iedm.org](http://www.iedm.org)

Chairman of the Board: H el ene Desmarais  
Vice president and chief economist: Marcel Boyer

The Montreal Economic Institute (MEI) is an independent, non-profit, non-partisan research and educational organization. It endeavours to promote an economic approach to the study of public policy issues. The product of a collaborative effort between entrepreneurs, academics and economists, it does not accept any public funding.

The opinions expressed in this study do not necessarily represent those of the Montreal Economic Institute or of the members of its board of directors. The publication of this study in no way implies that the Montreal Economic Institute or the members of its board of directors are in favour or oppose the passage of any bill.

Reproduction is authorized for non-commercial educational purposes provided the source is mentioned.

Graphic Design: Valna Graphisme & Impression

  2008 Montreal Economic Institute

# Table of contents

INDEX OF EQUATIONS, BOXES AND TABLES .....	5
ACKNOWLEDGMENTS .....	6
INTRODUCTION.....	7
PORTRAIT OF QUEBEC HIGH SCHOOLS 2008.....	9
Two ways to measure performance .....	9
Measures of academic performance.....	10
Socio-economic determinants of academic performance.....	11
PRESENTATION OF THE SCHOOL INFORMATION CARD .....	13
PRESENTATION OF THE RESULTS INDICATOR.....	15
Source for the results indicator data.....	16
How to read the results indicator .....	16
PRESENTATION OF THE IMPACT INDICATOR .....	18
Source for the impact indicator data.....	19
How to read the impact indicator .....	19
APPENDIX 1 : CALCULATION OF THE RESULTS INDICATOR .....	21
APPENDIX 2 : CALCULATION OF THE IMPACT INDICATOR .....	23
APPENDIX 3 : CALCULATION OF THE CONFIDENCE INTERVALS.....	27
RANKING OF SCHOOLS ACCORDING TO THE RESULTS INDICATOR.....	28
RANKING OF SCHOOLS ACCORDING TO THE IMPACT INDICATOR .....	41
DETAILED RESULTS FOR EACH SCHOOL.....	54
ABOUT THE AUTHORS .....	134

## List of equations, boxes and tables

Equation 1: Calculation of the results indicator.....	15
Box 1: Intersecting confidence intervals .....	17
Equation 2: Determination of the regression residual.....	18
Box 2: How to read the indicators graph and information cards.....	20
Equation 3: Standardization by the normal law .....	21
Equation 4: Calculation of the success rate .....	22
Equation 5: Calculation of the theoretical target average for the indicators .....	22
Equation 6: Calculation of the theoretical target standard deviation for the indicators...	22
Equation 7: Standardization of the results indicator .....	22
Table 1: Number of years attributed by education level for Statistics Canada's 2006 Census .....	23
Equation 8: Calculation of mothers' average schooling by dissemination area .....	24
Equation 9: Calculation of mothers' average schooling by school.....	24
Equation 10: Calculation of average household revenue by school .....	24
Table 2: Results of the regression of the results indicator.....	25
Equation 11: Calculation of the final impact indicator.....	26
Equation 12: General calculation of the confidence interval .....	27
Equation 13: Confidence interval for the impact indicator .....	27

## Acknowledgments

The authors wish to thank all the people who have made this publication possible, in particular our closest colleagues and advisers: Pauline Amesse, Clément Lemelin, Claude Montmarquette, Paul Daniel Muller and Nathalie Viennot-Briot. Our sincere thanks also to Jean-Claude Bousquet, Luc Beauchesne and Jeannette Ratté from the Department of Education's Division of Research, Statistics, and Information and to Charles-Olivier Dupuy and Alain Roy from the Fédération québécoise du sport étudiant. The responsibility for any mistake remains entirely ours.

## Introduction

The fundamental importance of education is widely acknowledged in contemporary society. Education is considered not an expense, but rather an investment. This does not mean, however, that we must invest blindly. While the benefits of education are sizeable and numerous, so too are its costs. This is why it is important to evaluate the results achieved by our schools.

It is not the case that the various actors in the educational system can simply do whatever they please with the (mostly public) resources at their disposal. They are already subject to a multitude of assessments. The research findings reported here differ from those assessments inasmuch as the analysis is focused on the results, effects, or products of education rather than the resources or factors employed in this area. Do educational results measure up to the efforts invested? A rigorous comparison exercise allows us to answer this question.

Benchmarking—that is, comparing the performance of different entities—allows us to assess efforts and progress in achieving fixed objectives, to make enlightened and transparent decisions, and to discover the best management practices by making the relevant information available.

Unfortunately, benchmarking is practically nonexistent in the public sector. Still, many taxpayer-funded service provision networks could benefit from such comparison and from the adoption of those practices that have led to success in certain establishments.

If there is a particular network of public institutions that could benefit from a benchmarking program, it is surely the secondary school system. Comparison and competition between the public and private sectors has led to a quite natural, if limited, increase in services offered to Quebec students. We need only think

of programs with a particular emphasis—Sports Studies, Art Studies, International School, etc.—that were created first in a small number of schools, often private, and that subsequently spread through the public system when it became clear how successful they were.

If our starting point is the importance of academic achievement both as a determinant of individual wellbeing and of the more general development of society, one of our objectives is to highlight a fact that many people have a tendency to deny or conceal: the existence of disparities in said achievement. If this fact engenders so much embarrassment, it is because it contradicts the stated goal of universal access to a service of equal quality; quality education for all may be a dream, a wish, or an objective, but it does not correspond to the facts. This fact is also embarrassing because it has long term repercussions with regard to several other social inequities. Finally, it also suggests that results might not everywhere measure up to the efforts invested.

To acknowledge that there exist disparities between schools in academic achievement is to wonder at their cause. We firmly believe that the school, its organization, and its actors have an impact on the quality of education, and that they are decisive factors. Just as there are better and worse teachers, there are better and worse schools. All parents and teachers can attest to this; the former decide where to live in part based on what school they want their children to attend, and the latter are rarely indifferent to their work environments.

It is therefore false to pretend that all schools succeed equally well in furthering their students' development, given their particular characteristics. Some succeed in nurturing and educating students from underprivileged backgrounds, while others barely do any better with a more privileged clientele. The fact that every school has its own characteristics in no way precludes the need to evaluate and compare their performance. On the contrary, benchmarking of secondary schools makes it possible to put respective

performance in perspective, taking into account the particular factors influencing each.

Benchmarking of high schools turns out to be an essential tool for school administrations and school boards since it allows them to identify those practices crowned with success and to emulate them in other settings.

It also turns out to be an important tool for parents of school-age children. The National Bureau of Economic Research in the United States conducted an experiment by supplying parents with a simplified information sheet on the academic results of students for each school in North Carolina. This study showed that directly informing parents about student results on standardized tests in each school greatly increased the participation of parents in school choice, particularly those from underprivileged backgrounds. Not surprisingly, they chose the better schools. The competition that followed promoted improvement in all schools.<sup>1</sup>

This new Portrait of Quebec High Schools is therefore intended as a tool to serve at once the needs of parents and the needs of those who manage the school system. It is supplemented by an interactive Web tool that supplies a complete set of information to be consulted by both sets of people. The following section explains why such a study is necessary and presents the new features of the 2008 edition. The third section presents the theoretical determinants of academic success. The fourth section presents the new results and impact indicators. The fifth section presents the school information cards and explains how to read them. Finally, in the sixth section you will find a list of the results arranged by school.

---

1. Justine S. Hastings, Richard Van Weelden and Jeffrey Weinstein, *Preferences, Information, and Parental Choice Behavior in Public School Choice*, Working Paper 12995, National Bureau of Economic Research, March 2007.

# Portrait of Quebec High Schools 2008

From their beginning in 2000, the first efforts to evaluate the performance of Quebec high schools were controversial. However, these evaluations have proved their usefulness, becoming over the years a reference both for parents having to choose a school and for those working within the educational system.

In time, the product has improved and has integrated new elements. At the same time, knowledge and understanding of the determinants of academic performance have evolved. Over nine years, several university studies have refined our understanding of academic success. For example, the role played by socio-economic factors in student success has been studied in greater depth. As a result, it has become essential to revise the model used for evaluating Quebec high schools.

The evaluation model was therefore re-examined from top to bottom. This new overview of secondary schools is built upon three fundamental themes: clarity, transparency, and rigour.

**Clarity** – This new edition presents a streamlined information card for each school, which focuses on the most important factors affecting the school's performance. It presents visually the evolution of student results and of the school's impact on its students' success over time. In addition to two indicators, one for student results and the other for the school's impact on their success, the new portrait supplies a confidence interval allowing for a more accurate inter-school comparison than would be possible based on a single marker.

**Transparency** – The entire set of data used, and even more, is made available on the Web. The schools that are not included in the ranking can also be found on the Website along with an

explanation of their exclusion from the calculations. The methodology used to calculate the results and impact indicators is also clearly presented in the present document.

**Rigour** – This new portrait draws on the most recent studies of academic success. It also integrates new data, notably on the selection of students, on the education levels of students' mothers, and on student attrition. It therefore counters a good number of criticisms that had been raised concerning previous evaluations of secondary schools.

## Two Ways to Measure Performance

Schools can be evaluated in a variety of ways. This is not surprising since education has various objectives: academic, to be sure, but also professional, social, civic, cultural, personal, etc. Moreover, the factors that determine these objectives are also numerous, including of course the resources at a school's disposal, such as the talents and efforts of its various actors, but also the organizational setting, the students themselves, their personal characteristics and efforts, their families and their larger environments, which also have a significant influence on a school's quality. It can be difficult to untangle the effects of each of these factors.

We can also imagine various uses for an evaluation of schools. Citizens, who are also taxpayers, would like it if student progress paid for by resources put at the schools' disposal measured up to the efforts invested. The question is therefore the particular contribution of the school team to the achievement of its objectives. By school team we mean first and foremost the teachers, but also the administration, the support staff (learning assistance teachers, psychologists, guidance counsellors, spiritual and community coordinators, etc.) and the influence of the general academic environment.

Consequently, translating differences in schools' achievement of their objectives into a proposition on the variable efficiency of the schools or their personnel is an exercise fraught with peril. If students from school A achieve better results than students from school B, it does not necessarily follow that school A is doing a better job of educating its students; school A students might well have achieved better results than school B students even if they had found themselves in school B after a complete swap of students between the two schools! This is why school evaluations can lead to different rankings or classifications depending on the questions asked. The school whose students achieve the best results is not necessarily the one that educates them the best, still according to the same criteria. It is therefore useful to take into account variables of context when evaluating schools.

Here is another example: suppose that a crucial factor in academic performance is the "buddy effect", which is to say interaction among the students. Placed in a group of students that is more motivated or has greater abilities, a student has more success. Suppose also that school C selects its students according to their motivations and abilities and only admits the best, a practice which is forbidden to school D. There is every reason to expect that academic performance will be stronger at the first school. Must we conclude that school C is more efficient in transforming resources into results? Many will answer no, bringing up school C's selection of students (forbidden to the other school) as an explanation for its apparent superiority, and will find any ranking of the two schools according to academic performance unfair since they do not play by the same rules. But others could point out that administrative practices are just a part of what makes a school what it is. More importantly, this whole discussion would appear byzantine to the children, or to their parents, who are hesitating between schools C and D. If what they want is academic performance, school C appears to fit their preferences better. It matters little to them that the cause is an administrative practice rather than the merit or efforts of the principal or the

teachers; it is at school C that they will experience the greater success. The ranking described above therefore seems entirely relevant.

This is why this study includes two rankings of the schools, corresponding to two indicators. The first, the *results indicator*, refers to the academic performance directly observed in the schools, while the second, the *impact indicator*, relates to the more specific contribution of the schools' principal actors once certain contextual variables have been taken into account.

## Measures of academic performance

Our evaluation of the schools concerns the product or the effects of education and the resources devoted to it. The objectives of education are numerous. For example, economists have for a long time been interested in the long-term effects of education on the job market. Sociopsychologists, on the other hand, are interested in the process of socialisation and integration that happens in the academic environment. In the findings reported here, we consider the much more immediate effects, at the core of a school's daily activities, which can be summarized by the idea of academic performance or success.

This choice of criteria is more and more accepted in contemporary society: it is watched closely by teachers, school administrators, political authorities, parents, and (hopefully) by students themselves. At the international level, a growing number of comparisons of economic and social development levels refer to levels of educational attainment and student achievement. The present study is no exception.

It takes its inspiration from the Programme for International Student Assessment (PISA).<sup>2</sup>

2. Government of Canada, *Programme for International Student Assessment*, see [http://www.pisa.gc.ca/what\\_pisa.shtml](http://www.pisa.gc.ca/what_pisa.shtml).

The goal of this program, which is piloted by the Organisation for Economic Co-operation and Development (OECD), and in which Canada is a participant, is “to provide policy-oriented international indicators of the skills and knowledge of 15-year-old students.” PISA administers tests to students from the different countries once every three years. The tests are in three domains: reading, mathematics, and science.

Similarly, students’ *academic results* form the basis of the evaluation of academic performance in this study. Five subjects were selected: secondary V language of instruction (French or English), secondary IV (436) and secondary V (514) mathematics, secondary V second language (English or French), secondary IV physical sciences, and secondary IV history. These subjects were chosen because they correspond broadly to the three PISA domains. These are also the subjects that are tested by the Department of Education each year using uniform provincial exams, which guarantees the comparability of the results of students from different schools. This 2008 edition uses the results from the January, June, and August 2007 provincial exams as well as the January 2008 provincial exams.

In addition to academic results, each school’s *promotion rate* was also used as another measure of academic success. This aims to measure the ability of the school to educate its students in a timely manner and its ability to keep its students in the school system. The promotion rate has two components. The first is the proportion of students that complete high school and receive their diplomas in the anticipated time frame. It aims to measure each school’s ability to educate its students in a timely fashion. The second component is the proportion of students who exit the school system with a diploma, either in the form of vocational training, or by repeating a grade and continuing in the general program.

The final variable used to measure students’ academic performance is the *average success rate* in the Department of Education’s provincial

exams. This measures the average rate of success in the exams in the five aforementioned subjects. This average takes into account the number of students who passed each exam. The success rate for each exam is calculated by dividing the number of students who passed the exam by the number of students present at the exam. The success rate is included because it is complementary to the promotion rate. A student who exits the secondary school system without a diploma after repeated failures did not necessarily fail all of the provincial exams. Thus the promotion rate will not track this student’s success on certain tests, but the success rate will. The success rate is also a measure that provides data that complements students’ average exam results. A student can obtain below average results but still pass all courses. The success rate therefore mitigates the potential overemphasis on average results.

## Socio-economic determinants of academic performance

Academic performance is subject to a multitude of influences. An abundant scientific literature, in sociology and psychology as well as in economics, deals with these various determinants. If this literature suggests that the school and teacher are important factors, it also shows that academic performance depends to a significant degree on non-academic factors. Moreover, among academic factors, the most important are not always those that have the most direct relationship with the cost of schooling: class size, supervision rates, and teachers’ years of schooling and experience. In short, it is not enough to increase spending; it is also necessary to consider organisation, institutions, and the incentives they create.

Students’ socio-economic backgrounds and immediate environments therefore also have an important influence on their academic performance. An evaluation that did not take these factors into account would be incomplete. That is why the *Portrait of Quebec High Schools* takes into

account a number of the most important environmental and socio-economic factors in its evaluation of Quebec schools.

The first factor used is the *selection of students*. There is selection when a student's admission to a school, an educational track, or a particular vocational program is determined as a function of prior academic results, of a practical test, or of an exam. Schools can either practice no selection, partial selection, or total selection. In this latter case, all of the school's students would have had to pass a selection process to be admitted, whereas a school that partially selects its students would impose this procedure only on some of its pupils, for example to select those to be admitted to a special program.

The *average education of mothers* of a school's students is a second socio-economic determinant of academic success. Several studies reveal in fact that students whose parents, and especially whose mothers, have pursued higher education have better chances of succeeding in school themselves.<sup>3</sup> The Department of Education actually makes the mother's education the most important factor in its socio-economic background indicator.<sup>4</sup> The mother's educational level is an important variable in the prediction of perseverance and academic success since it indicates which environments value education. The more the students' parents are educated, the more likely it is that they will devote resources in terms of time, energy, and support to promote their child's success.

For the same reasons, *total household revenue* is another factor that influences a student's chances of succeeding. In fact, de Brouker and Lavallée discovered that the professional status of parents, especially of fathers, is an important factor in explaining perseverance and academic success.<sup>5</sup> Here, total household revenue is used as a measure of parents' professional status. It also measures parents' capacity to devote financial resources to supporting their child's academic success. In this sense, total revenue is a better measure of the

household's real financial situation than employment income alone, since it also takes into account public transfers (welfare, unemployment insurance, etc.), private transfers (between individuals), and investment income.

The final contextual determinant of academic success that is used is the *percentage of late entry students*, that is, those students taking longer than anticipated to complete the general program. More precisely, it is the number of students 16 years or older at the start of secondary IV divided by the total number of students. This factor gives us some measure of the ability of schools to accommodate students with difficulties and can be used to counter the negative impact of a large proportion of late entry students on the school's measured overall performance.

---

3. See: Patrice de Brouker and Laval Lavallée, *Getting ahead in life: Does your parents' education count?*, Canadian Social Trends, Statistics Canada, No. 49, 1998; Rana Ejaz Ali Khan, *Children in different activities: Child schooling and child labour*, The Pakistan Development Review, Vol. 42, No. 2, 2003; Adrienne Ingram, *High school dropout determinants: The effect of poverty and learning disabilities*, The Park Place Economist, Vol. 14.

4. Ministère de l'Éducation, *Bulletin statistique de l'Éducation*, no 26, 2003.

5. Patrice de Brouker and Laval Lavallée, *op. cit.*, footnote 3.

## Presentation of the school information card

The card that presents the results of the standardized analysis of each school relies on a presentation that is streamlined, intuitive, and visual. Only written data from the current year are presented in order to make the card easier to read. The written data published on the card are complemented by graphs that give an indication of the school's performance at a glance. Readers who want more exhaustive data on a given school can nevertheless consult the following Website: <http://www.lactualite-iedm.com>. In the interest of transparency, this site makes available all of the data used in the *Portrait of Quebec High Schools 2008*, in written or graphical form.

The card is divided into four sections. The strip at the top of each card shows the school's name and city. The left-hand column contains the written data. It is divided into three parts: (1) information about the school, (2) the results indicator, and (3) the impact indicator. Part (1) includes the school's sector (public or private) along with the language of instruction and the number of students. Part (2) includes the school's provincial and regional rank according to the results indicator along with the figures for the school's promotion and success rates. Finally, part (3) consists of the data for factors exogenous to the school and for the calculation of the impact indicator: average household revenue, mothers' average education, percentage of late entry students, selection indicator, and participation in the Fédération québécoise du sport étudiant's ISO-ACTIF program. This certification takes into account three criteria: taking part in sports, promoting a healthy diet, and fighting against smoking.

The middle section of the card is made up of two vertical graphs, representing the findings for the results and impact indicators, along with their respective confidence intervals. The blue section represents the confidence interval for the school's results indicator while the number inscribed inside the blue section corresponds to the calculated results indicator. Similarly, the green section represents the confidence interval for the school's impact indicator while the number inscribed inside the green section corresponds to the calculated impact indicator.

In the final, right-hand section of the card, a graph represents the evolution of the school's results and impact indicators over the last five years. The blue line corresponds to the results indicator while the green line represents the impact indicator. This graph gives an indication of the school's evolution with respect to the two indicators.

As seen in this sample card, the average number of students per school in 2006-2007 was 894. Out of a total of 478 schools, 73% were public and 27% were private. Over 80% used French as the language of instruction, while 17% used English. Seven schools were bilingual or trilingual. The average promotion rate was 77.3% while the average success rate was 80.5%.

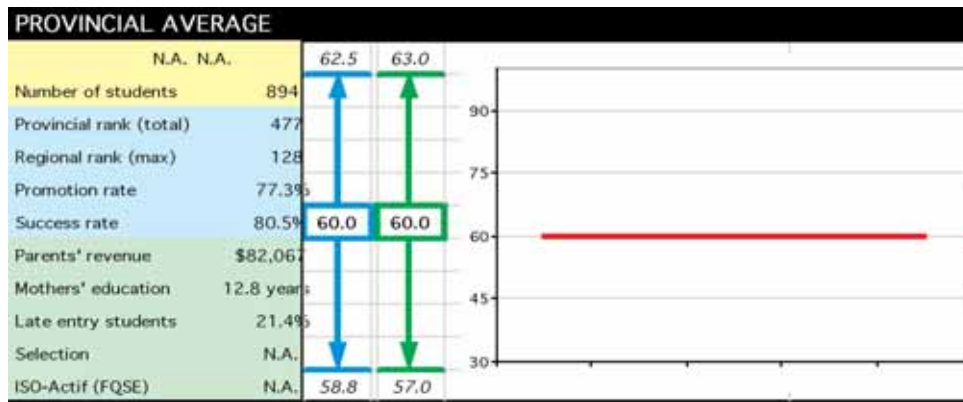
Students' total household revenue averaged \$82,067 and women in those households averaged 12.8 years of schooling. The student's total family revenue includes employment revenue, public transfer payments (welfare, unemployment benefits, pensions) and investment income. Every family member's revenue is included in the total revenue figure. The relatively high household revenue figure can be explained by the fact that it includes all revenue and not just employment revenue, and by the fact that only families with children aged 11 to 16 were included in the calculation. Now since the ages of the adults in these families should vary between

40 and 50 years, they are likely to have higher than average salaries.

As for selection, 37% of schools practice no entry selection at all, 34% practice partial selection, and 25% practice total selection. Data regarding entry selection were unavailable for 15 schools. Among public schools for which selection data were available, 50% practiced no selection, 48% practiced partial selection, and 2% practiced total selection.

Three schools out of ten participated to the ISO-ACTIF program from the Fédération québécoise du sport étudiant. On average, 21.4% of students from the schools studied were late entry students. The average of the two indicators was fixed at 60%.

### Average provincial findings 2006-2007



## Presentation of the results indicator

The purpose of the results indicator is to measure students' performance on the Department of Education's standardized tests and their ability to obtain a diploma or successfully complete their courses. It measures student performance, but it does not try to explain the school's role in this success. It is an important tool for comparing the performance of secondary schools, to be used both by administrators of the school system and by parents. While it is a good measure of student performance at a given school, the results indicator does not capture the influence of the school team that can contribute greatly to students' academic success. This is why this indicator should not be considered in isolation from the impact indicator presented further below.

Rather than relying on a large number of parameters, the results indicator is made up of a limited number of highly significant factors measuring student performance. These include the academic results on the Department of Education's provincial exams, the promotion rate, and the success rate. Students' academic results are given a weight of 60%, the promotion rate 30%, and the success rate 10%.

Regarding academic results, five Department of Education provincial exams were used: language of instruction, mathematics, second language, history, and physical sciences. To properly reflect the importance of core subjects, different weights were assigned to each subject. Thus, mathematics and language of instruction each count for 30% while second language counts for 20% and history and physical sciences each count for 10%. In total, the results indicator is therefore a weighted sum of seven factors calculated as follows:

### Equation 1: Calculation of the results indicator (RI)

$$RI = 0.6 * [0.3*Language\ of\ instruction + 0.3*Mathematics + 0.2*Second\ language + 0.1*History + 0.1*Physical\ sciences] + 0.1*Success\ rate + 0.3*Promotion\ rate$$

Results were standardized to ensure their comparability across schools and between students from the English and French systems (see Appendix 1 for a detailed description of the calculation of the results indicator).

All statistical analysis of this kind involves a certain variability of results. For example, the simple average of results on provincial exams does not show the distribution of individual results: some students score higher than the average, while others score lower. The same can be said of the promotion rate and the success rate. The indicators must therefore be accompanied by a measure that reveals this variability of results in order to give a more complete picture of a school's actual performance.

This is why the results indicator is accompanied by a 95% confidence interval, characterised by an upper and lower limit, which allows for a real comparison of different schools (see Appendix 3 for a detailed description of the calculation of the confidence intervals). The confidence interval takes into account the random variability of results. The confidence interval therefore reveals a certain amount of imprecision in the measurement of student performance. For example, the students from one school might achieve worse results under certain conditions (climate, epidemics, stress due to an external event) while others might achieve better results if, by chance, a question on a provincial exam question was already seen in class.

It is important to note that given limited available data, the confidence intervals supplied with the indicators should be considered as an approximation of the real variability of the indicators.

## Source for the results indicator data

The data used to calculate the results indicator come from the Department of Education's Division of Research, Statistics, and Information. They were provided as a special compilation following a request on our part. All data are provided for the sole purposes of calculating the results indicator, with full protection afforded to the privacy of the individuals concerned.

## How to read the results indicator

The results indicator is expressed on a scale from 0 to 100 and is standardized to obtain an average of 60. A ranking of the schools according to their results indicator scores is provided later on in this document. A first basis for comparison is therefore to find out if a given school's performance is above or below the average for Quebec high schools.

It is important, however, to remember that the results indicator is calculated on a relative basis. This means that if a school progresses less quickly than the average school, it will fall in the ranking even if its performance is improving. Similarly, a school that improves its performance more quickly than average will see its position in the ranking rise. If a school maintains its position in the ranking, this means that it is progressing or regressing at the same rate as the average school. A drop in rank therefore does not strictly speaking represent an absolute worsening of a school's performance. It should nevertheless still be interpreted as cause for alarm regarding the school's prevailing conditions since it implies a relative slide with respect to the general performance of the school system as a whole.

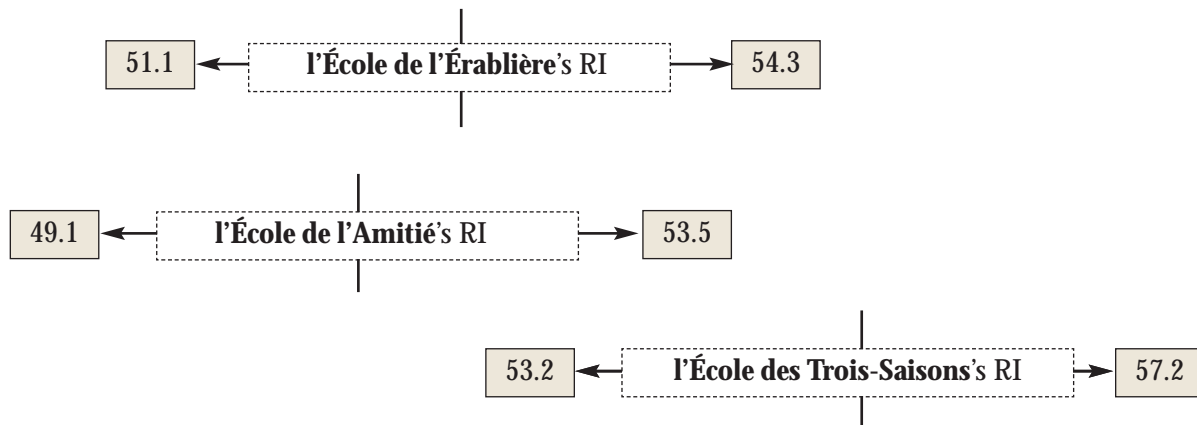
A major innovation is the calculation of a confidence interval enabling a more rigorous comparison between schools. This confidence interval enables an evaluation of the random variability of the indicators due to the variability of the parameters used in their calculation. The performance of a school whose results indicator is included within the confidence interval of another school can therefore not be considered statistically different from that other school's performance. This tool is provided for the express purpose of allowing parents to assess fully the performances of two potential schools, and to distinguish them, as the case may be.

### Box 1: Intersecting Confidence Intervals

*In order to be rigorous in comparing two schools, it is important to compare their confidence intervals. The performance of a school whose results indicator is within the confidence interval of another school cannot be considered statistically different from that other school's performance.*

*For example, l'École de l'Érablière, l'École de l'Amitié and l'École des Trois-Saisons, all from the Lanaudière region, have results indicator scores of 52.7, 51.3 and 55.2 respectively. At first glance, l'École de l'Érablière therefore has better results than l'École de l'Amitié.*

*Let us now compare their confidence intervals. The confidence interval for l'École de l'Érablière's results indicator is from 51.1 to 54.3. L'École de l'Amitié's confidence interval for the same indicator is from 49.1 to 53.5, and l'École des Trois-Saisons's interval is from 53.2 to 57.2. Visually, we can represent this situation as follows:*



*Since the value of l'École de l'Amitié's results indicator (51.3) is within the confidence interval of l'École de l'Érablière's results indicator (from 51.1 to 54.3), we have to consider that the performance of these two schools is equivalent (their difference is not statistically significant thus we cannot conclude that the performance of the schools is different). All the schools with a results indicator within the confidence interval of l'École de l'Érablière (from 51.1 to 54.3) should be considered as having a performance equivalent to this school. However, since the value of l'École des Trois-Saisons's results indicator is outside of l'École de l'Érablière's confidence interval, in this case we must consider that the performance of these schools is different (their difference is statistically significant thus we cannot conclude that the performance of these two schools is equivalent).*

## Presentation of the impact indicator

The impact indicator's purpose is to measure the specific contribution of the school and its team to the success of its students; that is, to measure the school's impact on academic success. It is therefore intended as a measure of the ability of the school team to influence students' academic results. For example, a school in an underprivileged or otherwise difficult neighbourhood might have a low results indicator, but a high impact indicator. The way to interpret such a case is that, given a particularly challenging context, the school team contributed in a significant way to its students' progress. Another school in a similar context might not achieve the same success. Similarly, a school that practices entry selection for its entire student body might have a high results indicator, but the school team itself might have a negligible impact on its students' considerable success. It is therefore very important to read the two indicators in conjunction and to treat them as complementary.

The production of the impact indicator relies on the statistical technique of residual analysis. The intention is to explain the results indicator with a certain number of factors exogenous to the school using an ordinary least squares (OLS) multivariate regression. The factors integrated in the regression are: the average revenue of households with school-age children, the average years of schooling of mothers in those households, the proportion of late entry students and selection policies at the school.

The explicit goal of this statistical method is to remove from the results indicator the following factors: the characteristics specific to the student population, the context and environment in which the school operates, and the students' specific background conditions. The residual obtained therefore represents the difference

between the results indicator directly calculated from the data on student performance, and the results indicator predicted by the theoretical model and calculated from the data on the composition of the student body and the students' socio-economic factors.

By obtaining a regression coefficient that measures the specific effect of each of the factors listed, it is possible to calculate the predicted value of the results indicator based solely on factors exogenous to the school.

The difference between the results indicator's predicted value and its real value (as described in the previous section) constitutes the residual. Theoretically, the residual is made up of all those factors that have an influence on student success but were not included in the regression, including factors endogenous to the school, first and foremost of which being its personnel. As the exogenous factors included in the regression are the ones most likely to explain academic success, other exogenous factors not taken into account are considered of negligible importance. By hypothesis, the residual therefore corresponds to the impact that factors endogenous to the school have on academic success. The bigger a school's residual, the greater its impact on the success of its students.

### Equation 2: Determination of the regression residual

$$IM = \epsilon = IR - [16.85 + 0,00003*Revenue + 3.7*Education - 0,53*Late entry + 14.82*Total selection + 0.54*Partial selection]$$

The part of the equation within brackets represents the results indicator predicted by the variables exogenous to the school.

Obviously, certain factors that could explain academic success are not taken into account in Equation 2. This is why the measurement of a school's impact must be considered a work in progress that will be refined as measures of the factors excluded from the model become available.

As with the results indicator, the score obtained for the impact indicator is calculated from data that vary by household and by student. For example, some households will have revenues above the average for their schools while others will have lower revenues. The indicators must therefore be accompanied by measures that allow this variability of results to be evaluated in order to reflect accurately the school's actual performance.

This is why the impact indicator is also accompanied by a confidence interval, characterised by an upper and lower limit, which allows for a real comparison of the different schools (see Appendix 3 for a detailed description of the calculation of the confidence intervals). The confidence interval takes into account the random variability of results.

## Sources for impact indicator data

The data used to calculate the proportion of late entry students and the attrition index come from a special compilation requested from the Department of Education's Division of Research, Statistics, and Information.

The data on the average education of mothers in households with school-age children and the average revenues of those households were calculated from the 2006 Census data provided by Statistics Canada and data on students' geographical location by postal code provided by the Department of Education. All data used in the present document respect the privacy of the individuals concerned. Their use was in fact approved by the Commission d'accès à l'information du Québec.

The data used for the entry selection index were collected directly, in accordance with a rigorous research protocol. This included an analysis of the high schools' Websites, followed by telephone interviews with each school's administration in order to validate and complete

the data obtained in the first stage. The data obtained were subject to verification with the administrations of the concerned public establishments.

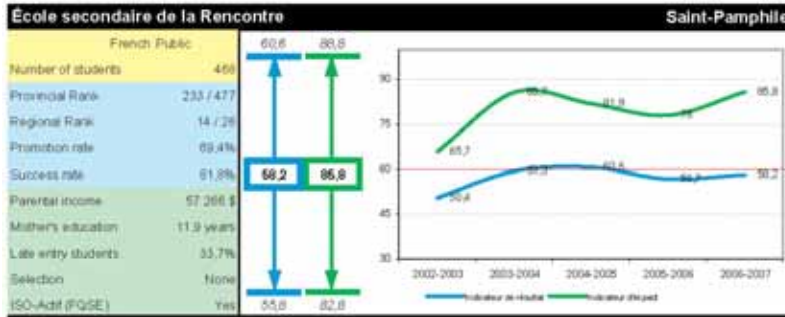
## How to read the impact indicator

The impact indicator is presented on a scale from 0 to 100 and is standardized to obtain an average of 60. A ranking of the schools according to their impact indicator scores is provided later on in this document. A preliminary basis for comparison is therefore to find out if a given school's impact is above or below the average for Quebec high schools.

It is important, however, to remember that the impact indicator, like the results indicator, is calculated on a relative basis. This means that if a school's impact on its students' success increases less quickly than that of the average school, it will fall in the ranking even if its impact on the academic success of its students has improved. Similarly, a school that improves its impact more quickly than average will see its position in the ranking rise. If a school maintains its position in the ranking, this means that its impact is progressing or regressing at the same rate as the average school. A drop in rank therefore does not represent an absolute decrease in a school's impact on its students' success. It should nevertheless still be interpreted as cause for alarm regarding the school's prevailing conditions since it implies a relative slide with respect to the general results for the school system as a whole.

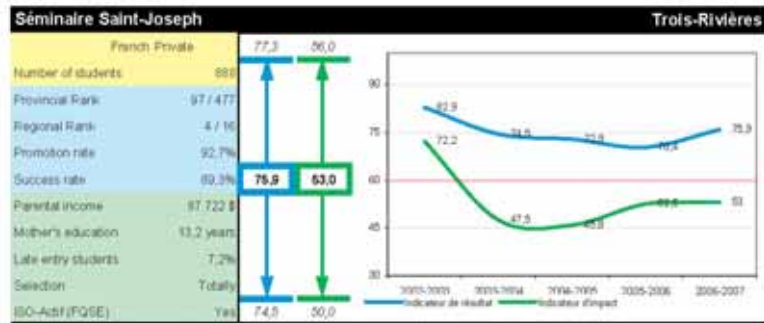
## Box 2: How to read the indicator graphs and information cards

The results indicator serves to measure the performance of a school's students. In a way, it constitutes the "students' mark". The impact indicator, for its part, measures the school's contribution to the academic success of its students, and can therefore represent the "school's mark". As the two indicators are complementary, they must be read in conjunction. Here are a few examples:

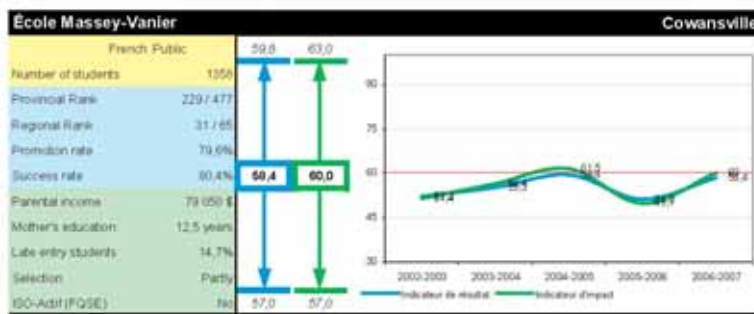


Despite the average results of its students, l'École secondaire de la Rencontre, in the Chaudière-Appalaches region, had a large impact on their success. Slightly below average levels of mothers' education (11.9 years) and household revenue (\$57,266) as well as a level of late entry students (33.7%) above the provincial average are all signs of a challenging environment. We can expect that the same clientele in another school would not have achieved as good results as they did at this school.

The students of the Séminaire Saint-Joseph, in Mauricie, pretty consistently achieve results above the average Quebec school. The school's impact on its students' success, however, dropped rapidly in 2003-2004 and has remained below average since. The (total)selection practiced and the favourable environment (mothers' education of 13.2 years and parents' revenue of \$87,722) could partially explain the students' predisposition for studying, despite a lower than average school impact score.



L'École Massey-Vanier, in Montérégie, represents the typical example of an average school. Its indicators generally fluctuate around the average, despite the occasional dip. It also presents a good balance between results and impact, since both indicators move together almost perfectly and are situated at comparable if not identical levels.



## Appendix 1 : Calculation of the results indicator

The results indicator aims to measure the performance level of a school's students. It is made up of academic results, of the promotion rate, and of the success rate. In order to obtain a comparable indicator across schools, it was necessary to use several statistical methods to standardize the presentation and the distribution of the data. This appendix presents the detailed description of these procedures.

For certain subjects, we hypothesized that the exams were uniform and could not present systematic differences between the French and English versions. This hypothesis is reasonable insofar as these exams are merely translated from one language to the other without major differences in their content. This was the case with the *history*, *physical sciences* and *mathematics* exams. The aggregation for these subjects was therefore carried out directly. Each overall average mark was calculated by taking the weighted average of the results. For the mathematics results, the secondary IV and secondary V results were aggregated in the same way, using a weighted average. The weight used was the number of students in each category. The overall average was then standardized to obtain a normal distribution of marks. The general Z-score standardization formula was used:

**Equation 3:**  
Standardization by the normal law

$$Z = (x_q - x_{\text{bar}}) / \sigma$$

where Z is the Z score  $\sim N(0,1)$ ,  $x_q$  is an individual observation of the variable x for a school q,  $x_{\text{bar}}$  is the average of the observations for variable x and  $\sigma$  is the standard deviation of the observations for variable x.

For *language of instruction*, it would have been unreasonable to maintain the hypothesis of uniformity between the English and French versions since the exams covered fundamentally different subject matter. To assure the comparability of results for the language of instruction exams, it was therefore necessary to standardize the raw data to ensure that they followed a normal distribution according to the general formula presented by Equation 3 before proceeding to aggregate the results. Once this standardization was completed, the overall average was obtained by taking the weighted average of the students who sat for the exam, as described above. This average was then standardized a second time to ensure a normal distribution (Equation 3).

For the same reasons just explained in the preceding paragraph, it would also have been unreasonable to maintain the hypothesis of uniformity for the *second language* results. The same procedure applied to language of instruction was therefore applied to these raw data as well. This involved once again a preliminary standardization to normalize the distribution of the raw data (Equation 3).

The overall average for *second language* instruction was obtained, however, by calculating an equally weighted average for each of the four second language exams. The weight given to each exam was 25% of the overall average. This rule follows the method used by the Department of Education in calculating the students' final marks in second language instruction. Finally, these aggregated results were standardized again (Equation 3).

For each subject, a *failure rate* was calculated. This rate represents the proportion of students sitting for the exam who failed the exam. The overall failure rate was obtained by calculating a weighted average of the failure rates for each exam. The weights were determined according to the number of students sitting for each exam. This result was then standardized to ensure a normal distribution of results (Equation 3).

The *success rate* was obtained by subtracting the failure rate from 1:

**Equation 4:  
Calculation of the success rate**

Success rate = [1 – failure rate]

The *promotion rate* refers to data on the academic advancement of students. It is made up of two parts. The first is calculated by multiplying the proportion of secondary IV students promoted to secondary V and the proportion of secondary V students who obtained their diplomas. This is the strict measure of promotion in a timely manner.

The second part is calculated by multiplying the proportion of qualified students in secondary IV and the proportion of qualified students in secondary V. Students considered to be qualified are those who were promoted the year before, who obtain their secondary V diplomas, who repeat their grade and pursue their general program paths, or who leave the general program for vocational training. This second part evaluates a school's capacity to keep students in the school system and to guide them toward a program of their choice.

The overall *promotion rate* was obtained by taking the average of these two components and expressing it as a percentage.

The data from the Department of Education's *provincial exam results*, the *success rate*, and the *promotion rate* were then used to calculate the raw results indicator according to Equation 1 presented above. In order to obtain a final indicator scaled from 0 to 100 with an average set at 60, a final standardization was necessary. This required the calculation of a theoretical average and standard deviation that were then used to standardize the final indicator:

**Equation 5:  
Calculation of the theoretical  
target average for the indicators**

$$\vartheta = [-100 * (Z_{\min}/Z_{\max})] / [1-(Z_{\min}/Z_{\max})]$$

where  $\vartheta$  is the theoretical target average,  $Z_{\min}$  is the minimum Z score value that the indicator is permitted to reach in order to attain the target average (this value is constant and fixed at -2.94), and  $Z_{\max}$  is the maximum Z score value that the indicator is permitted to reach in order to attain the target average (this value is constant and fixed at 1.96).

**Equation 6:  
Calculation of the theoretical target  
standard deviation for the indicators**

$$\sigma = (100 - \vartheta) / Z_{\max}$$

where  $\sigma$  is the theoretical target standard deviation,  $\vartheta$  is the average calculated in equation 5, and  $Z_{\max}$  is the maximum Z score value that the indicator is permitted to reach in order to attain the target average (this value is constant and fixed at 1.96).

The final results indicator was obtained by combining the two values presented in Equations 5 and 6 with the raw value obtained in Equation 1:

**Equation 7:  
Standardization of the results indicator**

$$IR_{\text{final}} = \vartheta + [\sigma * IR]$$

where  $RI_{\text{final}}$  is the value of the results indicator analysed in this document,  $\vartheta$  is the theoretical target average presented in Equation 5,  $\sigma$  is the theoretical target standard deviation presented in Equation 6, and  $RI$  is the raw results indicator presented in Equation 1.

In the rare cases in which the final results indicator took on values outside of the 0 to 100 interval, it was brought back within these bounds: when the final results indicator was above 100, it was fixed at 100; and when it had a negative value, it was fixed at 0.

## Appendix 2: Calculation of the impact indicator

The impact indicator aims to measure the influence of the school team on its students' academic success. In order to obtain a comparable indicator across schools, it was necessary to use several statistical methods to standardize the presentation and the distribution of the data. This appendix presents the detailed description of these procedures.

For the calculation of the data on students' *mothers' education* for a school, two sources of data were used. The detailed data from the 2006 Census on the education level of women or of single parents for households with at least one child between the ages of 11 and 16 by dissemination area come from Statistics Canada. These data were provided at our request in the form of a special compilation. For each dissemination area, the smallest census division, the data

comprised the number of individuals corresponding to the above description by education level.

As the number of individuals per dissemination area was subject to rounding by Statistics Canada – to the nearest ten for categories with fewer than 10 individuals and to the nearest five for categories with more than 10 individuals – the category totals and subtotals do not correspond to the sum of the number of individuals in each category. To enable the calculation of proportions of the numbers of individuals per educational level in a given dissemination area, the difference between the number of individuals in each category and their subtotals was redistributed proportionally to each category.

Subsequently, an average number of years was attributed to each educational level in order to obtain an average number of years of education for respondents in each dissemination area (see Table 1). The average number of years of education by dissemination area was calculated by a weighted sum of the number of years of education. The weights used were the proportion of individuals per level of education in each dissemination area:

**Table 1: Number of years attributed by education level for Statistics Canada's 2006 Census**

Highest certificate, diploma, or degree according to the census	Number of years
None	9
High school certificate or equivalent	11
Apprenticeship or trades certificate or diploma	12
College, CEGEP, or other non-university certificate or diploma	13.5
University certificate or diploma below the bachelor level	14.5
Bachelor	16
Certificate or diploma above the bachelor level	17
Diploma in medicine, dentistry, veterinary medicine, or optometry	17
Master	17.5
Doctorate	20

**Equation 8:**  
**Calculation of mothers' average schooling by dissemination area**

$$EDUC_{avgDAj} = \sum prop\_educ_{ij} * nb\_years_i$$

where  $EDUC_{avgDAj}$  is the average number of years of education for dissemination area  $j$ ,  $prop\_educ_{ij}$  is the proportion of people with education level  $i$  in dissemination area  $j$ , and  $nb\_years_i$  is the number of years attributed to education level  $i$ .

The Department of Education also provided us with data on the home postal codes of each student at a given school. It is possible to connect the students' postal codes to Statistics Canada's dissemination areas. These Department of Education data were therefore cross-referenced with the data for average education by dissemination area presented above in order to calculate the average number of years of education for mothers or single parents of students at a given school. This average number of years of education per school is the weighted sum of the average education for each dissemination area. The weights used in this case were the proportion of a school's students in each postal code:

**Équation 9 :**  
**Calcul de la scolarité moyenne de la mère par école**

$$EDUC_q = \sum prop\_stud_{pq} * EDUC_{avgDAj}$$

where  $EDUC_q$  is the average years of schooling for school  $q$ ,  $prop\_stud_{pq}$  is the proportion of students in school  $q$  from postal code  $p$ , and  $EDUC_{avgDAj}$  is the average education in dissemination area  $j$ . It is possible to connect dissemination area  $j$  with postal code  $p$  thanks to the conversion files provided by Statistics Canada.

The data for *average household revenue* were provided at our request for each dissemination area by Statistics Canada. These were cross-referenced with the home postal codes of the students, just like the data on the average education of the mother or single parent, in order

to obtain average household revenue by school. A school's average household revenue is the weighted sum of the average revenue for each dissemination area. The weights used in this case were the proportion of a school's students in each postal code:

**Equation 10:**  
**Calculation of average household revenue by school**

$$REV_q = \sum prop\_stud_{pq} * REV_j$$

where  $REV_q$  is the average household revenue for school  $q$ ,  $prop\_stud_{pq}$  is the proportion of students in school  $q$  from postal code  $p$ , and  $REV_j$  is the average revenue in dollars in dissemination area  $j$ . It is possible to connect dissemination area  $j$  with postal code  $p$  thanks to the conversion files provided by Statistics Canada.

The data for *proportion of late entry students* were calculated from data on students' academic progress provided by the Department of Education. The proportion of late entry students represents the ratio of late entry students according to the Department of Education compared to the total number of students.

The data for *entry selection* were collected by the authors of this study. There is selection when the admission of a student to a school, an educational track, or a special program is determined based on prior academic results or using an exam. The final form of the selection index is a discrete variable with three possible values: 0 if the school practices no entry selection, 1 if the school partially selects entry into its school, and 2 if the school selects its entire student body.

First of all, the schools' Websites were consulted to build up an information database. Telephone calls to the different schools followed in order to complete and provide initial confirmation for the information compiled on the Websites. In the case of public schools, a written confirmation was requested from those schools that practiced, according to their Websites, a

policy of entry selection. Fourteen days were allocated to allow the schools to return a correction form by fax to those responsible for data collection. Out of 215 public schools contacted, over 60 returned the answer form. The modifications requested were verified and were integrated into the database in the very large majority of cases. When it was impossible to reach a consensus or when information about the current practice was unavailable (around 15 cases), an error code (N.A.) was attributed to the school regarding its entry selection policy.

These data were used as explanatory variables in the context of an ordinary least squares regression. The dependent variable was the results indicator whose calculation was explained in Appendix 1. The unexplained proportion ( $\epsilon$ ) of the results indicator is considered to be the impact of school specific factors on student performance.

As seen in Table 2, mothers' education, the late entry student rate, and total selection are three important determinants of academic performance as measured by the results indicator. The coefficients associated with these three determinants are significant to 1%. A Fisher test revealed that the coefficients associated with partial selection and total selection were jointly

significant at the 1% level. Partial selection was therefore retained as a determinant, even though it is not significant at standard levels when taken alone. Household revenue was also retained as a determinant, even though the coefficient associated with it was not statistically significant. Except for 2006-2007, this factor is significant at the 5% and 10% levels for the five years studied. Non-significant results for the coefficient associated with household revenue in years to come could lead to a reconsideration of the inclusion of this determinant in the model. The number of degrees of freedom obtained for the regression was 457. The R-squared obtained for the model is 0.7413, a satisfactory level for this type of model.

The residual was then standardized so it could be expressed on a scale of 0 to 100, with an average of 60. This standardization required the calculation of a theoretical average and standard deviation that were then used to standardize the final indicator:

The final impact indicator was obtained by combining the two values presented in Equations 5 and 6 with the value of the regression residual obtained in Equation 2.

**Table 2: Results of the regression of the results indicator (2006-2007)**

	Coefficient	Standard Deviation	T Statistic	P-Value
Mothers' education	3.70 *	1.06	3.5	0.001
Late entry student rate	-0.53 *	0.03	-17.67	0
Total selection	14.82 *	1.41	10.52	0
Partial selection	0.54	1.05	0.51	0.608
Household revenue	0.00003	0.00003	1.3	0.193
Constant	16.85	12.03	1.4	0.162

Note: \* significant to 1 %

**Equation 11:**  
**Calculation of the final impact indicator**

$$IM_{\text{final}} = \vartheta + [\sigma * \epsilon]$$

where  $IM_{\text{final}}$  is the value of the impact indicator analysed in this document,  $\vartheta$  is the theoretical target average presented in Equation 5,  $\sigma$  is the theoretical target standard deviation presented in Equation 6 and  $\epsilon$  is the regression residual presented in Equation 2.

When the final impact indicator had a value above 100, it was fixed at 100; and when it had a negative value, it was fixed at 0.

## Appendix 3: Calculation of the confidence intervals

A confidence interval with a 95% confidence level was calculated for each of the exams included in the calculation of the results indicator. This appendix presents the detailed calculations used to construct the confidence intervals. The general formula used was the following:

**Equation 12:**  
General calculation of the confidence interval

$$IC = X \pm [1,96 * (\sigma/s)^{1/2}]$$

where CI is the confidence interval, X is the central value of the variable, 1.96 is the Z score required to calculate a margin of error at the 95% confidence level,  $\sigma$  is the standard deviation of the variable whose margin of error is calculated, and s is the size of the sample for which the standard deviation is calculated.

Once the confidence intervals were calculated for each of the exams concerned, they were aggregated by taking the average of the confidence intervals for each exam in each subject. This aggregation produced a confidence interval at the 95% level for each subject considered in the calculation of the results indicator. The confidence intervals for the students' marks vary according to subject and by school, since the Department of Education provided a standard deviation for each exam at each high school.

For the success rate and the promotion rate, the same general equation (Equation 12) was used to calculate a confidence interval. The standard deviation and the sample size used, however, are those for the entire set of schools

since there were no individual student data for these two variables. Aggregation was therefore not necessary. As the confidence intervals were calculated for the distribution of the entire set of schools, they do not vary from one school to the next.

In order to calculate the confidence interval for the results indicator, the different variables' confidence intervals were therefore combined according to the same weighting presented in Equation 1. As the confidence intervals for marks vary across institutions, each school has its own confidence interval which differs from those of other schools.

The confidence interval for the impact indicator was calculated by adding the variability of the results indicator and that predicted for it by the regression presented in Equation 2, according to the following equation:

**Equation 13:**  
Confidence interval for the impact indicator

$$CI_{imp} = IM \pm 1.96 * (\sigma_{RI}/(nb_{RI})^{1/2} + \sigma_{predicted}/(nb_{predicted})^{1/2})$$

where IM is the impact indicator,  $\sigma_{RI}$  is the standard deviation for the results indicator,  $nb_{RI}$  is the number of observations for the results indicator,  $\sigma_{predicted}$  is the standard deviation for the indicator predicted by the theoretical model, and  $nb_{predicted}$  is the number of observations for the indicator predicted by the theoretical model.

It follows that the confidence interval for the impact indicator is the same for all the schools.

## Ranking of schools according to the results indicator (2006-2007)

Provincial rank	Regional rank	Name of the school	City	Administrative region	Sector	Language of instruction	Results Indicator	Impact Indicator
1 / 477	1 / 126	École internationale de Montréal	Westmount	Montréal	Public	French	100.0	95.9
1 / 477	1 / 27	Collège Saint-Sacrement	Terrebonne	Lanaudière	Private	French	100.0	92.2
1 / 477	1 / 126	Collège Jean-Eudes	Montréal	Montréal	Private	French	100.0	92.1
1 / 477	1 / 126	Collège Charlemagne	Montréal	Montréal	Private	French	100.0	89.1
1 / 477	1 / 126	Collège Sainte-Anne de Lachine	Montréal	Montréal	Private	French	100.0	86.8
1 / 477	1 / 126	Collège Jean-de-Brébeuf	Montréal	Montréal	Private	French	100.0	79.0
7 / 477	6 / 126	Miss Edgar's and Miss Cramp's School	Westmount	Montréal	Private	English	99.1	68.6
8 / 477	7 / 126	Collège Notre-Dame-du-Sacré-Coeur	Montréal	Montréal	Private	French	99.0	80.6
9 / 477	8 / 126	Collège Saint-Louis	Montréal	Montréal	Public	French	98.0	87.5
9 / 477	8 / 126	Collège Regina Assumpta	Montréal	Montréal	Private	French	98.0	87.0
11 / 477	1 / 65	École d'éducation internationale	McMasterville	Montréal	Public	French	97.0	83.4
12 / 477	1 / 20	Collège Saint-Alexandre de la Gatineau	Gatineau	Outaouais	Private	French	96.8	80.0
12 / 477	10 / 126	The Study	Westmount	Montréal	Private	English	96.8	61.5
14 / 477	2 / 65	Collège Jean de la Mennais	La Prairie	Montréal	Private	French	96.4	81.6
15 / 477	11 / 126	Herzliah High School Snowdon (English section)	Montréal	Montréal	Private	English	95.8	N.D.
16 / 477	3 / 65	Collège Saint-Hilaire	Mont-Saint-Hilaire	Montréal	Private	French	95.2	79.3
17 / 477	1 / 14	Collège Laval	Laval	Laval	Private	French	95.0	83.0
18 / 477	4 / 65	Collège Durocher Saint-Lambert (pavillon Durocher)	Saint-Lambert	Montréal	Private	French	94.7	73.3
19 / 477	1 / 29	Académie Ste-Thérèse (Campus Ste-Thérèse)	Sainte-Thérèse	Laurentides	Private	French	94.0	78.8
19 / 477	12 / 126	Pensionnat du Saint-Nom-de-Marie	Montréal	Montréal	Private	French	94.0	67.4
21 / 477	13 / 126	Collège Mont-Saint-Louis	Montréal	Montréal	Private	French	93.8	78.3
22 / 477	2 / 20	Collège Saint-Joseph de Hull	Gatineau	Outaouais	Private	French	93.6	80.8
23 / 477	2 / 14	École d'éducation internationale de Laval	Laval	Laval	Public	French	93.5	81.8
24 / 477	2 / 27	Collège de l'Assomption	L'Assomption	Lanaudière	Private	French	92.9	83.1
25 / 477	14 / 126	École Pasteur (Pavillon K. Gibran)	Montréal	Montréal	Private	French	92.4	86.1
26 / 477	15 / 126	Lower Canada College	Montréal	Montréal	Private	English	91.9	55.2
27 / 477	16 / 126	Collège Sainte-Marcelline	Montréal	Montréal	Private	French	91.8	77.5
28 / 477	5 / 65	Collège Notre-Dame-de-Lourdes	Longueuil	Montréal	Private	French	91.5	71.4
29 / 477	17 / 126	Villa Maria	Montréal	Montréal	Private	French & English	90.8	72.0
30 / 477	18 / 126	École Selwyn House (campus 2)	Westmount	Montréal	Private	English	90.6	47.0
31 / 477	6 / 65	École secondaire Marcellin-Champagnat	Saint-Jean-sur-Richelieu	Montréal	Private	French	90.2	79.3
32 / 477	7 / 65	Séminaire Sainte-Trinité	Saint-Bruno-de-Montarville	Montréal	Private	French	89.7	67.1
33 / 477	2 / 29	Séminaire du Sacré-Coeur	Grenville-sur-la-Rouge	Laurentides	Private	French	89.4	82.1
34 / 477	1 / 26	École Jésus-Marie de Beauceville	Beauceville	Chaudière-Appalaches	Private	French	89.0	78.7

35 / 477	1 / 41	Collège Jésus-Marie de Sillery	Québec	Québec-Capitale-Nationale	Private	French	88.9	63.4
36 / 477	19 / 126	Collège Beaubois	Montréal	Montréal	Private	French	88.5	68.2
37 / 477	20 / 126	École secondaire Herzliah Snowdon (French section)	Montréal	Montréal	Private	French	88.4	N.D.
38 / 477	2 / 41	Collège Saint-Charles-Garnier	Québec	Québec-Capitale-Nationale	Private	French	88.2	59.5
39 / 477	21 / 126	Académie Hébraïque (English section)	Côte-Saint-Luc	Montréal	Private	English	87.6	N.D.
40 / 477	22 / 126	École Maïmonide (campus Jacob Safra)	Saint-Laurent	Montréal	Private	French	87.2	74.9
41 / 477	1 / 14	École secondaire Notre-Dame	Rivière-du-Loup	Bas-Saint-Laurent	Private	French	87.0	80.2
42 / 477	8 / 65	Collège Héritage de Châteauguay	Châteauguay	Montérégie	Private	French	86.7	79.0
43 / 477	23 / 126	Académie Royal West	Montréal-Ouest	Montréal	Public	English	86.6	83.5
44 / 477	1 / 22	Collège du Sacré-Coeur	Sherbrooke	Estrie	Private	French	86.5	69.0
45 / 477	1 / 16	Institut secondaire Keranna	Trois-Rivières	Mauricie	Private	French	86.3	70.0
46 / 477	24 / 126	Bialik High School (English section)	Côte-Saint-Luc	Montréal	Private	English	86.1	52.2
47 / 477	2 / 26	Juvénat Notre-Dame du Saint-Laurent	Lévis	Chaudière-Appalaches	Private	French	85.9	64.5
48 / 477	9 / 65	Collège Mont-Sacré-Coeur	Granby	Montérégie	Private	French	85.7	71.1
49 / 477	25 / 126	École Arménienne Sourp Hagop	Montréal	Montréal	Private	French	85.5	72.1
49 / 477	3 / 29	Académie Lafontaine	Saint-Jérôme	Laurentides	Private	French	85.5	69.8
51 / 477	26 / 126	Trafalgar School for Girls	Montréal	Montréal	Private	English	85.3	47.1
52 / 477	3 / 26	Collège de Lévis	Lévis	Chaudière-Appalaches	Private	French	85.1	67.1
52 / 477	27 / 126	Villa Sainte-Marcelline	Westmount	Montréal	Private	French	85.1	49.3
54 / 477	10 / 65	Collège Français (secondaire Longueuil)	Longueuil	Montérégie	Private	French	84.8	69.6
55 / 477	3 / 41	Petit Séminaire de Québec	Québec	Québec-Capitale-Nationale	Private	French	84.5	62.1
56 / 477	3 / 27	Collège Esther-Blondin	Saint-Jacques	Lanaudière	Private	French	84.3	71.5
57 / 477	4 / 41	Séminaire des Pères Maristes	Québec	Québec-Capitale-Nationale	Private	French	84.2	49.9
58 / 477	28 / 126	Herzliah High School Saint-Laurent	Montréal	Montréal	Private	English	84.1	N.D.
59 / 477	29 / 126	Collège St-Jean-Vianney	Montréal	Montréal	Private	French	83.9	66.7
60 / 477	11 / 65	Collège Saint-Maurice	Saint-Hyacinthe	Montérégie	Private	French	83.8	67.1
60 / 477	30 / 126	Queen of Angels Academy	Dorval	Montréal	Private	English	83.8	56.4
62 / 477	31 / 126	Loyola High School	Montréal	Montréal	Private	English	83.7	52.0
63 / 477	1 / 13	Polyvalente Horizon-Blanc	Fermont	Côte-Nord	Public	French	83.6	100.0
63 / 477	32 / 126	Collège de Montréal	Montréal	Montréal	Private	French	83.6	56.9
65 / 477	1 / 15	École secondaire Mont-Bénilde	Bécancour	Centre-du-Québec	Private	French	83.3	75.8
66 / 477	33 / 126	Sacred Heart School of Montreal	Montréal	Montréal	Private	English	83.2	50.9
67 / 477	5 / 41	École secondaire Mont-Saint-Sacrement	Saint-Gabriel-de-Valcartier	Québec-Capitale-Nationale	Private	French	83.1	62.6
68 / 477	2 / 22	Collège Mont Notre-Dame	Sherbrooke	Estrie	Private	French	82.9	60.3
69 / 477	6 / 41	Séminaire Saint-François	Saint-Augustin-de-Desmaures	Québec-Capitale-Nationale	Private	French	82.8	51.7
70 / 477	4 / 27	Académie Antoine-Manseau	Joliette	Lanaudière	Private	French	82.1	66.3
71 / 477	34 / 126	École communautaire Belz (campus 1 (girls). English section)	Outremont	Montréal	Private	English	81.9	N.D.
72 / 477	4 / 26	École Marcelle-Mallet	Lévis	Chaudière-Appalaches	Private	French	81.5	61.2

73 / 477	3 / 22	Séminaire de Sherbrooke	Sherbrooke	Estrie	Private	French	80.8	56.2
74 / 477	35 / 126	Collège de l'Ouest de l'Île	Dollard-Des Ormeaux	Montréal	Private	French & English	80.1	49.6
75 / 477	7 / 41	Académie St-Louis (Québec)	Québec	Québec-Capitale-Nationale	Private	French	79.8	55.9
76 / 477	36 / 126	Collège Reine-Marie	Montréal	Montréal	Private	French	79.6	69.1
76 / 477	36 / 126	Académie Kuper	Kirkland	Montréal	Private	English	79.6	52.0
76 / 477	36 / 126	École St-Georges de Montréal (campus 1)	Montréal	Montréal	Private	English	79.6	38.0
79 / 477	12 / 65	Collège Antoine-Girouard	Saint-Hyacinthe	Montréal	Private	French	79.5	59.2
80 / 477	8 / 41	Externat Saint-Jean-Eudes	Québec	Québec-Capitale-Nationale	Private	French	79.4	56.6
81 / 477	2 / 14	Collège de Sainte-Anne-de-La-Pocatière	La Pocatière	Bas-Saint-Laurent	Private	French	79.3	96.0
82 / 477	2 / 16	Collège Marie-de-l'Incarnation	Trois-Rivières	Mauricie	Private	French	79.1	63.2
83 / 477	39 / 126	Collège Français (secondaire Montréal)	Montréal	Montréal	Private	French	79.0	77.9
84 / 477	13 / 65	Collège Saint-Paul	Varennes	Montréal	Private	French	78.3	50.1
85 / 477	4 / 22	Séminaire Salésien	Sherbrooke	Estrie	Private	French	77.8	51.5
86 / 477	40 / 126	Écoles musulmanes de Montréal (high school)	Montréal	Montréal	Private	French	77.6	N.D.
86 / 477	9 / 41	École De Rochebelle	Québec	Québec-Capitale-Nationale	Public	French	77.6	74.1
86 / 477	4 / 29	Externat Sacré-Coeur	Rosemère	Laurentides	Private	French	77.6	52.3
89 / 477	41 / 126	École F.A.C.E.	Montréal	Montréal	Public	English	77.5	77.0
90 / 477	42 / 126	École secondaire St. Thomas	Pointe-Claire	Montréal	Public	English	77.4	70.1
90 / 477	3 / 16	Séminaire Sainte-Marie	Shawinigan	Mauricie	Private	French	77.4	58.9
92 / 477	43 / 126	Collège Vincent Massey	Montréal	Montréal	Public	English	77.3	53.8
93 / 477	44 / 126	École Pierre-Laporte	Mont-Royal	Montréal	Public	French	77.0	84.3
94 / 477	5 / 22	Collège François-Delaplace	Waterville	Estrie	Private	French	76.7	67.7
95 / 477	3 / 20	Collège préuniversitaire Nouvelles Frontières	Gatineau	Outaouais	Private	French	76.1	55.1
96 / 477	45 / 126	Académie De Roberval	Montréal	Montréal	Public	French	76.0	61.8
97 / 477	4 / 16	Séminaire Saint-Joseph	Trois-Rivières	Mauricie	Private	French	75.9	53.0
98 / 477	10 / 41	Collège de Champigny	Québec	Québec-Capitale-Nationale	Private	French	75.8	54.6
99 / 477	11 / 41	École secondaire Saint-Marc	Saint-Marc-des-Carières	Québec-Capitale-Nationale	Public	French	75.4	89.0
99 / 477	14 / 65	Collège Bourget	Rigaud	Montréal	Private	French	75.4	53.2
99 / 477	14 / 65	Collège Charles-Lemoyne (Campus Ville de Sainte-Catherine II)	Sainte-Catherine	Montréal	Private	French	75.4	52.0
102 / 477	6 / 22	Collège Rivier	Coaticook	Estrie	Private	French	75.1	69.7
103 / 477	5 / 29	Académie Laurentienne	Val-Morin	Laurentides	Private	French	75.0	58.0
104 / 477	46 / 126	École chrétienne Emmanuel	Dollard-Des Ormeaux	Montréal	Private	English	74.9	54.7
105 / 477	1 / 20	Lycée du Saguenay	Saguenay	Saguenay-Lac-Saint-Jean	Private	French	74.8	47.9
106 / 477	7 / 22	Collège Notre-Dame des Servites	Ayer's Cliff	Estrie	Private	French	74.6	63.6
106 / 477	2 / 15	Collège Clarétain	Victoriaville	Centre-du-Québec	Private	French	74.6	50.7
108 / 477	2 / 20	Juvenat Saint-Jean	Dolbeau-Mistassini	Saguenay-Lac-Saint-Jean	Private	French	74.5	54.0
109 / 477	12 / 41	École secondaire François-Bourrin	Québec	Québec-Capitale-Nationale	Private	French	74.3	50.2
110 / 477	5 / 26	Polyvalente Saint-François	Beauceville	Chaudière-Appalaches	Public	French	74.0	84.1

111 / 477	2 / 13	Institut d'enseignement de Sept-Îles	Sept-Îles	Côte-Nord	Private	French	73.8	64.6
112 / 477	1 / 11	École Gilbert-Théberge	Témiscaming	Abitibi-Témiscamingue	Public	French	73.7	94.2
113 / 477	6 / 29	École secondaire Rive-Nord	Bois-des-Filion	Laurentides	Public	French	72.7	74.4
114 / 477	47 / 126	École Maïmonide (campus Parkhaven)	Côte-Saint-Luc	Montréal	Private	French	72.6	52.1
115 / 477	48 / 126	Collège Mont-Royal	Montréal	Montréal	Private	French	72.5	44.5
115 / 477	3 / 20	Séminaire de Chicoutimi	Saguenay	Saguenay-Lac-Saint-Jean	Private	French	72.5	43.0
117 / 477	3 / 15	Collège Saint-Bernard	Drummondville	Centre-du-Québec	Private	French	72.2	48.4
118 / 477	5 / 27	École Jean-Baptiste-Meilleur	Repentigny	Lanaudière	Public	French	71.8	85.7
119 / 477	49 / 126	École Beth Jacob de Rav Hirschprung (English section)	Montréal	Montréal	Private	English	71.7	N.D.
120 / 477	50 / 126	École secondaire Jeanne-Normandin	Montréal	Montréal	Private	French	71.6	49.8
121 / 477	4 / 20	École secondaire Kénogami	Jonquièrre	Saguenay-Lac-Saint-Jean	Public	French	71.3	81.6
122 / 477	4 / 15	Collège Notre-Dame-de-l'Assomption	Nicolet	Centre-du-Québec	Private	French	71.2	54.8
123 / 477	51 / 126	Collège d'Anjou	Anjou	Montréal	Private	French	71.0	62.5
124 / 477	8 / 22	École secondaire régionale de Richmond	Richmond	Estrie	Public	English	70.3	87.4
125 / 477	4 / 20	École secondaire de l'Île	Gatineau	Outaouais	Public	French	70.2	81.8
126 / 477	52 / 126	École FACE	Montréal	Montréal	Public	French	70.1	46.0
127 / 477	53 / 126	Collège Ville-Marie	Montréal	Montréal	Private	French	70.0	48.3
127 / 477	53 / 126	Académie Centennale	Montréal	Montréal	Private	English	70.0	26.1
129 / 477	3 / 14	Collège Letendre	Laval	Laval	Private	French	69.9	42.7
130 / 477	55 / 126	Collège Prep International	Montréal	Montréal	Private	English	69.8	N.D.
130 / 477	16 / 65	École secondaire Saint-Joseph de Saint-Hyacinthe	Saint-Hyacinthe	Montérégie	Private	French	69.8	49.0
130 / 477	16 / 65	Collège Charles-Lemoyne (Campus Longueuil II)	Longueuil	Montérégie	Private	French	69.8	41.2
133 / 477	5 / 16	École Chavigny	Trois-Rivières	Mauricie	Public	French	69.7	82.4
134 / 477	56 / 126	Académie Michèle-Provost	Montréal	Montréal	Private	French	68.7	45.6
135 / 477	18 / 65	École Antoine-Brossard	Brossard	Montérégie	Public	French	68.4	86.0
135 / 477	5 / 15	École polyvalente La Samare	Plessisville	Centre-du-Québec	Public	French	68.4	82.8
137 / 477	19 / 65	École secondaire Ozias-Leduc	Mont-Saint-Hilaire	Montérégie	Public	French	68.3	73.4
138 / 477	13 / 41	École de la Seigneurie	Québec	Québec-Capitale-Nationale	Public	French	68.1	79.6
139 / 477	7 / 29	École secondaire Rosemère	Rosemère	Laurentides	Public	English	67.9	78.9
140 / 477	9 / 22	Collège du Mont-Sainte-Anne	Sherbrooke	Estrie	Private	French	67.7	43.2
141 / 477	20 / 65	École de la Magdeleine	La Prairie	Montérégie	Public	French	67.3	89.2
141 / 477	57 / 126	École Joseph-François-Perrault	Montréal	Montréal	Public	French	67.3	78.4
143 / 477	58 / 126	École Saint-Luc	Montréal	Montréal	Public	French	67.2	95.5
144 / 477	14 / 41	École secondaire polyvalente de L'Ancienne-Lorette	L'Ancienne-Lorette	Québec-Capitale-Nationale	Public	French	66.9	75.6
145 / 477	10 / 22	École La Frontalière	Coaticook	Estrie	Public	French	66.8	78.4
146 / 477	15 / 41	École secondaire Saint-Patrick	Québec	Québec-Capitale-Nationale	Public	English	66.6	77.9
147 / 477	6 / 16	Académie de Trois-Rivières	Trois-Rivières	Mauricie	Public	English	66.5	80.4
148 / 477	59 / 126	École Paul-Gérin-Lajoie-d'Outremont	Montréal	Montréal	Public	French	66.4	74.5

148 / 477	59 / 126	École secondaire M.I.N.D.	Montréal	Montréal	Public	English	66.4	69.8
150 / 477	3 / 14	École Paul-Hubert	Rimouski	Bas-Saint-Laurent	Public	French	66.2	74.6
151 / 477	61 / 126	Yeshiva Gedola Merkaz Hatorah (English section)	Montréal	Montréal	Private	English	65.9	N.D.
152 / 477	4 / 14	École secondaire du Transcontinental	Pohénégamook	Bas-Saint-Laurent	Public	French	65.8	84.3
152 / 477	62 / 126	École Saint-Georges	Senneville	Montréal	Public	French	65.8	71.1
154 / 477	63 / 126	Académie Beth Rivkah pour filles	Montréal	Montréal	Private	French	65.2	N.D.
155 / 477	1 / 13	École C.-E.-Pouliot	Gaspé	Gaspésie-Îles-de-la-Madeleine	Public	French	64.9	N.D.
155 / 477	6 / 27	École des Montagnes	Saint-Michel-des-Saints	Lanaudière	Public	French	64.9	79.8
155 / 477	64 / 126	Académie LaurenHill	Saint-Laurent	Montréal	Public	English	64.9	68.5
155 / 477	21 / 65	École secondaire du Verbe Divin	Granby	Montérégie	Private	French	64.9	47.6
159 / 477	5 / 20	École secondaire Sieur-de-Coulonge	Fort-Coulonge	Outaouais	Public	French	64.7	91.7
159 / 477	5 / 14	École secondaire de Dégelis	Dégelis	Bas-Saint-Laurent	Public	French	64.7	80.4
161 / 477	65 / 126	Académie Dunton	Montréal	Montréal	Public	French	64.5	77.6
162 / 477	7 / 16	École secondaire l'Escale	Louiseville	Mauricie	Public	French	64.4	82.7
162 / 477	16 / 41	École du Mont-Sainte-Anne	Beaupré	Québec-Capitale-Nationale	Public	French	64.4	71.0
162 / 477	2 / 13	École polyvalente des Îles	L'Étang-du-Nord	Gaspésie-Îles-de-la-Madeleine	Public	French	64.4	70.3
162 / 477	22 / 65	École secondaire régionale Centennial	Greenfield Park	Montérégie	Public	English	64.4	64.9
166 / 477	2 / 11	École secondaire Natagan	Barraute	Abitibi-Témiscamingue	Public	French	64.3	70.4
167 / 477	5 / 20	Séminaire Marie-Reine-du-Clergé	Métabetchouan--Lac-à-la-Croix	Saguenay-Lac-Saint-Jean	Private	French	64.2	36.8
168 / 477	17 / 41	École Cardinal-Roy	Québec	Québec-Capitale-Nationale	Public	French	64.1	63.5
169 / 477	3 / 13	École polyvalente de Paspébiac	Paspébiac	Gaspésie-Îles-de-la-Madeleine	Public	French	63.9	84.5
169 / 477	6 / 14	École secondaire de la Vallée-des-Lacs	Saint-Michel	Bas-Saint-Laurent	Public	French	63.9	75.3
171 / 477	7 / 14	École secondaire l'Arc-en-Ciel	Trois-Pistoles	Bas-Saint-Laurent	Public	French	63.7	77.6
172 / 477	66 / 126	École secondaire Henri-Bourassa	Montréal-Nord	Montréal	Public	French	63.6	92.9
172 / 477	23 / 65	École André-Laurendeau	Longueuil	Montérégie	Public	French	63.6	69.4
174 / 477	67 / 126	École secondaire Jean-Grou	Montréal	Montréal	Public	French	62.8	94.6
174 / 477	6 / 20	Polyvalente des Quatre-Vents	Saint-Félicien	Saguenay-Lac-Saint-Jean	Public	French	62.8	74.9
174 / 477	67 / 126	École secondaire John Rennie	Pointe-Claire	Montréal	Public	English	62.8	53.8
177 / 477	24 / 65	École Présentation de Marie	Granby	Montérégie	Private	French	62.7	N.D.
177 / 477	24 / 65	École Louis-Cyr	Napierville	Montérégie	Public	French	62.7	81.2
177 / 477	6 / 26	Polyvalente de Black Lake	Thetford Mines	Chaudière-Appalaches	Public	French	62.7	68.9
180 / 477	8 / 29	École polyvalente Curé-Mercure	Mont-Tremblant	Laurentides	Public	French	62.5	72.8
181 / 477	7 / 20	École secondaire Camille-Lavoie	Alma	Saguenay-Lac-Saint-Jean	Public	French	62.4	70.9
182 / 477	18 / 41	École secondaire Donnacona	Donnacona	Québec-Capitale-Nationale	Public	French	62.3	65.6
183 / 477	19 / 41	École de la Rose-des-Vents	Saint-Hilarion	Québec-Capitale-Nationale	Public	French	62.2	81.2
184 / 477	8 / 14	École secondaire de Rivière-du-Loup	Rivière-du-Loup	Bas-Saint-Laurent	Public	French	62.1	79.7
184 / 477	7 / 27	École secondaire Joliette	Joliette	Lanaudière	Public	English	62.1	79.0
184 / 477	26 / 65	École internationale Saint-Edmond	Longueuil	Montérégie	Public	French	62.1	66.4

187 / 477	69 / 126	École secondaire Anjou	Anjou	Montréal	Public	French	61.8	81.7
187 / 477	27 / 65	École secondaire régionale Héritage	Saint-Hubert	Montréal	Public	English	61.8	62.7
189 / 477	7 / 26	École secondaire de Saint-Damien	Saint-Damien-de-Buckland	Chaudière-Appalaches	Public	French	61.7	72.9
190 / 477	8 / 26	École secondaire Veilleux	Saint-Joseph-de-Beauce	Chaudière-Appalaches	Public	French	61.6	73.8
191 / 477	3 / 11	École Rivière-des-Quinze	Notre-Dame-du-Nord	Abitibi-Témiscamingue	Public	French	61.5	79.4
191 / 477	20 / 41	École Dollard-des-Ormeaux	Shannon	Québec-Capitale-Nationale	Public	English	61.5	60.4
191 / 477	70 / 126	École secondaire Marie-Clarac	Montréal	Montréal	Private	French	61.5	26.6
194 / 477	71 / 126	École Sophie-Barat	Montréal	Montréal	Public	French	61.3	60.5
195 / 477	6 / 15	École secondaire Monique-Proulx	Warwick	Centre-du-Québec	Public	French	61.2	72.1
196 / 477	72 / 126	École Félix-Leclerc	Pointe-Claire	Montréal	Public	French	61.1	65.2
196 / 477	11 / 22	École Mitchell - Montcalm	Sherbrooke	Estrie	Public	French	61.1	61.6
198 / 477	8 / 16	École secondaire Paul-Le Jeune	Saint-Tite	Mauricie	Public	French	61.0	79.5
198 / 477	73 / 126	École Mont-Royal	Mont-Royal	Montréal	Public	French	61.0	76.8
198 / 477	9 / 29	École polyvalente des Monts	Sainte-Agathe-des-Monts	Laurentides	Public	French	61.0	76.3
201 / 477	8 / 20	Polyvalente de Normandin	Normandin	Saguenay-Lac-Saint-Jean	Public	French	60.8	78.0
202 / 477	9 / 26	École secondaire Beauvillage	Saint-Agapit	Chaudière-Appalaches	Public	French	60.6	71.3
202 / 477	10 / 29	École Saint-Gabriel	Sainte-Thérèse	Laurentides	Public	French	60.6	45.1
204 / 477	21 / 41	École Saint-Pierre et des Sentiers	Québec	Québec-Capitale-Nationale	Public	French	60.5	70.9
204 / 477	74 / 126	École Louise-Trichet	Montréal	Montréal	Public	French	60.5	64.4
204 / 477	12 / 22	École secondaire de Bromptonville	Sherbrooke	Estrie	Private	French	60.5	37.0
207 / 477	22 / 41	École secondaire Les Compagnons-de-Cartier	Québec	Québec-Capitale-Nationale	Public	French	60.3	52.5
208 / 477	28 / 65	École Pierre-Bédard	Saint-Rémi	Montréal	Public	French	60.2	70.8
208 / 477	28 / 65	École secondaire Polybel	Beloeil	Montréal	Public	French	60.2	61.3
210 / 477	8 / 27	Collège Champagneur	Rawdon	Lanaudière	Private	French	60.1	40.2
211 / 477	4 / 13	École polyvalente Monseigneur Sévigny	Chandler	Gaspésie-Îles-de-la-Madeleine	Public	French	59.9	76.0
212 / 477	75 / 126	École La Voie	Montréal	Montréal	Public	French	59.8	92.1
213 / 477	23 / 41	Centre éducatif Saint-Aubin	Baie-Saint-Paul	Québec-Capitale-Nationale	Public	French	59.7	66.5
214 / 477	6 / 20	École polyvalente Nicolas-Gatineau	Gatineau	Outaouais	Public	French	59.3	75.5
215 / 477	76 / 126	École Louis-Riel	Montréal	Montréal	Public	French	59.2	72.4
216 / 477	9 / 27	École Armand-Corbeil	Terrebonne	Lanaudière	Public	French	59.1	73.3
216 / 477	13 / 22	École du Phare	Sherbrooke	Estrie	Public	French	59.1	69.5
218 / 477	77 / 126	École Saint-Louis	Montréal	Montréal	Public	French	59.0	34.4
219 / 477	10 / 27	École Le Prélude	Mascouche	Lanaudière	Public	French	58.9	70.9
219 / 477	10 / 27	École Léopold-Gravel	Terrebonne	Lanaudière	Public	French	58.9	57.6
221 / 477	10 / 26	Polyvalente des Abénaquis	Saint-Prospère	Chaudière-Appalaches	Public	French	58.8	77.1
222 / 477	4 / 14	École secondaire Laval-Liberty	Laval	Laval	Public	English	58.7	64.6
223 / 477	11 / 26	École Pointe-Lévy	Lévis	Chaudière-Appalaches	Public	French	58.6	66.0
223 / 477	30 / 65	École Jean-Jacques-Bertrand	Farnham	Montréal	Public	French	58.6	64.5

223 / 477	78 / 126	École secondaire Laurier Macdonald	Montréal	Montréal	Public	English	58.6	53.1
223 / 477	78 / 126	École Royal Vale	Montréal	Montréal	Public	English	58.6	39.7
227 / 477	12 / 26	Polyvalente Bélanger	Saint-Martin	Chaudière-Appalaches	Public	French	58.5	74.3
227 / 477	12 / 26	Polyvalente Benoît-Vachon	Sainte-Marie	Chaudière-Appalaches	Public	French	58.5	66.5
229 / 477	9 / 16	École secondaire Val-Mauricie	Shawinigan-Sud	Mauricie	Public	French	58.4	74.4
229 / 477	31 / 65	École Massey-Vanier	Cowansville	Montérégie	Public	French	58.4	60.0
231 / 477	4 / 11	Cité étudiante Polyno	La Sarre	Abitibi-Témiscamingue	Public	French	58.3	75.1
231 / 477	5 / 14	École secondaire Laurier	Laval	Laval	Public	English	58.3	61.9
233 / 477	14 / 26	École secondaire de la Rencontre	Saint-Pamphile	Chaudière-Appalaches	Public	French	58.2	85.8
233 / 477	24 / 41	École secondaire du Plateau	La Malbaie	Québec-Capitale-Nationale	Public	French	58.2	71.1
233 / 477	80 / 126	École Marguerite-De Lajemmerais	Montréal	Montréal	Public	French	58.2	57.8
236 / 477	5 / 13	École Esdras-Minville	Grande-Vallée	Gaspésie-Îles-de-la-Madeleine	Public	French	57.8	62.5
237 / 477	9 / 20	École Cité étudiante	Roberval	Saguenay-Lac-Saint-Jean	Public	French	57.7	70.5
237 / 477	11 / 29	École secondaire des Hauts-Sommets	Saint-Jérôme	Laurentides	Public	French	57.7	68.7
237 / 477	11 / 29	École secondaire Saint-Stanislas	Saint-Jérôme	Laurentides	Public	French	57.7	65.1
237 / 477	25 / 41	École secondaire La Camaradière	Québec	Québec-Capitale-Nationale	Public	French	57.7	59.2
241 / 477	15 / 26	Polyvalente de Saint-Georges	Saint-Georges	Chaudière-Appalaches	Public	French	57.6	69.9
242 / 477	7 / 20	École secondaire Pontiac	Shawville	Outaouais	Public	English	57.5	71.7
243 / 477	26 / 41	École secondaire Louis-Jobin	Saint-Raymond	Québec-Capitale-Nationale	Public	French	57.4	59.1
243 / 477	26 / 41	École Joseph-François-Perrault	Québec	Québec-Capitale-Nationale	Public	French	57.4	55.2
243 / 477	26 / 41	École l'Eau-Vive	Québec	Québec-Capitale-Nationale	Private	French	57.4	26.3
246 / 477	13 / 29	École secondaire Augustin-Norbert-Morin	Sainte-Adèle	Laurentides	Public	French	57.3	64.6
247 / 477	12 / 27	École Thérèse-Martin	Joliette	Lanaudière	Public	French	57.2	74.0
247 / 477	9 / 14	École secondaire de Cabano	Cabano	Bas-Saint-Laurent	Public	French	57.2	70.7
247 / 477	81 / 126	Polyvalente Pierrefonds	Pierrefonds	Montréal	Public	English	57.2	44.2
250 / 477	16 / 26	École secondaire les Etchemins	Lévis	Chaudière-Appalaches	Public	French	57.1	67.2
251 / 477	32 / 65	École Joseph-Hermas-Leclerc	Granby	Montérégie	Public	French	57.0	71.9
252 / 477	7 / 15	École secondaire Jean-Nicolet	Nicolet	Centre-du-Québec	Public	French	56.7	70.3
252 / 477	10 / 20	École polyvalente Arvida	Jonquière	Saguenay-Lac-Saint-Jean	Public	French	56.7	61.7
252 / 477	10 / 14	Polyvalente Armand-Saint-Onge	Amqui	Bas-Saint-Laurent	Public	French	56.7	61.3
255 / 477	33 / 65	École Wilfrid-Léger	Waterloo	Montérégie	Public	French	56.6	69.4
255 / 477	33 / 65	École St. Johns	Saint-Jean-sur-Richelieu	Montérégie	Public	English	56.6	59.0
255 / 477	29 / 41	École de la Courvilloise	Québec	Québec-Capitale-Nationale	Public	French	56.6	55.5
258 / 477	5 / 11	École Marcel-Raymond	Lorrainville	Abitibi-Témiscamingue	Public	French	56.5	60.0
259 / 477	11 / 14	Polyvalente de Matane	Matane	Bas-Saint-Laurent	Public	French	56.4	66.5
259 / 477	30 / 41	École secondaire de Neufchâtel	Québec	Québec-Capitale-Nationale	Public	French	56.4	54.1
261 / 477	10 / 16	École secondaire du Rocher	Grand-Mère	Mauricie	Public	French	56.3	67.6
261 / 477	35 / 65	Polyvalente Robert-Ouimet	Acton Vale	Montérégie	Public	French	56.3	64.4

263 / 477	82 / 126	École Saint-Laurent	Montréal	Montréal	Public	French	56.2	85.6
263 / 477	11 / 20	École secondaire Charles-Gravel	Saguenay	Saguenay-Lac-Saint-Jean	Public	French	56.2	66.5
265 / 477	36 / 65	École Paul-Germain-Ostiguy	Saint-Césaire	Montréal	Public	French	56.1	74.7
266 / 477	17 / 26	École secondaire de Saint-Charles	Saint-Charles-de-Bellechasse	Chaudière-Appalaches	Public	French	56.0	69.2
267 / 477	37 / 65	École secondaire des Patriotes-de-Beauharnois	Beauharnois	Montréal	Public	French	55.9	62.0
268 / 477	6 / 13	École Antoine-Bernard	Carleton-sur-Mer	Gaspésie-Îles-de-la-Madeleine	Public	French	55.8	65.1
268 / 477	31 / 41	École secondaire Roger-Comtois	Québec	Québec-Capitale-Nationale	Public	French	55.8	57.7
270 / 477	8 / 15	École Sainte-Marie	Princeville	Centre-du-Québec	Public	French	55.4	65.3
270 / 477	12 / 20	École secondaire de l'Odysée	Saguenay	Saguenay-Lac-Saint-Jean	Public	French	55.4	55.7
272 / 477	38 / 65	École secondaire régionale Châteauguay Valley	Ormstown	Montréal	Public	English	55.3	71.4
273 / 477	13 / 27	École des Trois-Saisons	Terrebonne	Lanaudière	Public	French	55.2	54.3
274 / 477	7 / 13	École aux Quatre-Vents	Bonaventure	Gaspésie-Îles-de-la-Madeleine	Public	French	55.1	66.2
274 / 477	83 / 126	École secondaire Beaconsfield	Beaconsfield	Montréal	Public	English	55.1	33.8
276 / 477	11 / 16	École secondaire des Pionniers	Trois-Rivières	Mauricie	Public	French	55.0	61.5
277 / 477	32 / 41	Polyvalente de Charlesbourg	Québec	Québec-Capitale-Nationale	Public	French	54.9	58.1
278 / 477	8 / 20	École secondaire des Lacs	La Pêche	Outaouais	Public	French	54.8	70.3
279 / 477	14 / 22	École secondaire de la Ruche	Magog	Estrie	Public	French	54.5	69.6
279 / 477	14 / 27	École Félix-Leclerc	Repentigny	Lanaudière	Public	French	54.5	54.3
281 / 477	3 / 13	École Monseigneur-Labrie	Havre-Saint-Pierre	Côte-Nord	Public	French	54.4	68.9
282 / 477	15 / 22	Polyvalente Montignac	Lac-Mégantic	Estrie	Public	French	54.3	63.7
282 / 477	15 / 22	École du Triolet	Sherbrooke	Estrie	Public	French	54.3	48.3
282 / 477	84 / 126	Académie Adventiste Greaves	Montréal	Montréal	Private	English	54.3	44.0
285 / 477	15 / 27	École l'Horizon	Repentigny	Lanaudière	Public	French	54.2	58.9
286 / 477	16 / 27	École du Coteau	Mascouche	Lanaudière	Public	French	54.1	66.1
286 / 477	39 / 65	Polyvalente Marcel-Landry	Saint-Jean-sur-Richelieu	Montréal	Public	French	54.1	63.7
286 / 477	6 / 14	École Georges-Vanier	Laval	Laval	Public	French	54.1	54.9
289 / 477	9 / 15	École Marie-Rivier	Drummondville	Centre-du-Québec	Public	French	54.0	56.1
290 / 477	85 / 126	École secondaire Calixa-Lavallée	Montréal-Nord	Montréal	Public	French	53.7	81.2
291 / 477	8 / 13	École des Deux-Rivières	Matapédia	Gaspésie-Îles-de-la-Madeleine	Public	French	53.6	97.9
291 / 477	86 / 126	École secondaire Pointe-aux-Trembles	Montréal	Montréal	Public	French	53.6	65.1
293 / 477	9 / 20	École polyvalente de l'Érablière	Gatineau	Outaouais	Public	French	53.5	55.2
294 / 477	40 / 65	École secondaire Bernard-Gariépy	Sorel-Tracy	Montréal	Public	French	53.4	67.1
294 / 477	87 / 126	École secondaire Westmount	Westmount	Montréal	Public	English	53.4	53.0
296 / 477	18 / 26	École secondaire Pamphile-Le May	Sainte-Croix	Chaudière-Appalaches	Public	French	53.3	68.0
296 / 477	4 / 13	École Monseigneur-Scheffer	Blanc-Sablon	Côte-Nord	Public	French	53.3	61.1
296 / 477	41 / 65	École secondaire Soulanges	Saint-Polycarpe	Montréal	Public	French	53.3	56.6
299 / 477	42 / 65	École Monseigneur-A.-M.-Parent	Longueuil	Montréal	Public	French	53.2	71.4
300 / 477	88 / 126	École secondaire Antoine-de-Saint-Exupéry	Saint-Léonard	Montréal	Public	French	53.1	74.0

300 / 477	14 / 29	Académie Sainte-Agathe	Sainte-Agathe-des-Monts	Laurentides	Public	English	53.1	53.2
300 / 477	12 / 16	École secondaire le Tremplin	Sainte-Geneviève-de-Batiscan	Mauricie	Public	French	53.1	49.6
303 / 477	43 / 65	École Monseigneur-Euclide-Théberge	Marieville	Montérégie	Public	French	53.0	62.1
303 / 477	13 / 16	Académie les Estacades	Trois-Rivières	Mauricie	Public	French	53.0	61.6
305 / 477	17 / 22	École secondaire du Tournesol	Windsor	Estrie	Public	French	52.9	73.5
305 / 477	19 / 26	École secondaire A.S. Johnson Memorial	Thetford Mines	Chaudière-Appalaches	Public	English	52.9	59.1
305 / 477	89 / 126	Collège Rachel	Montréal	Montréal	Private	French	52.9	37.5
308 / 477	10 / 20	École Hormisdas-Gamelin	Gatineau	Outaouais	Public	French	52.8	58.9
309 / 477	17 / 27	École de l'Érablière	Saint-Félix-de-Valois	Lanaudière	Public	French	52.7	65.6
309 / 477	5 / 13	École Jean-du-Nord / Manikoutai	Sept-Îles	Côte-Nord	Public	French	52.7	59.9
309 / 477	15 / 29	École secondaire Lucille-Teasdale	Blainville	Laurentides	Public	French	52.7	49.5
312 / 477	10 / 15	École secondaire Le tandem boisé	Victoriaville	Centre-du-Québec	Public	French	52.6	56.0
312 / 477	90 / 126	Académie Kells (normal teaching) (campus 1)	Montréal	Montréal	Private	English	52.6	19.1
314 / 477	13 / 20	Polyvalente Jean-Dolbeau	Dolbeau-Mistassini	Saguenay-Lac-Saint-Jean	Public	French	52.5	67.2
314 / 477	91 / 126	École secondaire Daniel-Johnson	Montréal	Montréal	Public	French	52.5	64.9
314 / 477	20 / 26	Polyvalente de Thetford Mines	Thetford Mines	Chaudière-Appalaches	Public	French	52.5	59.2
317 / 477	16 / 29	École secondaire Frenette	Saint-Jérôme	Laurentides	Public	French	52.4	61.2
317 / 477	16 / 29	École secondaire régionale Laurentian	Lachute	Laurentides	Public	English	52.4	47.2
319 / 477	18 / 27	École de l'Achigan	Saint-Roch-de-l'Achigan	Lanaudière	Public	French	52.3	81.9
319 / 477	18 / 22	Polyvalente Louis-Saint-Laurent	East Angus	Estrie	Public	French	52.3	57.6
321 / 477	19 / 27	École de l'Odyssee	Terrebonne	Lanaudière	Public	French	52.1	64.4
321 / 477	6 / 11	Polyvalente Le Carrefour	Val-d'Or	Abitibi-Témiscamingue	Public	French	52.1	53.6
323 / 477	33 / 41	École Jean-de-Brébeuf	Québec	Québec-Capitale-Nationale	Public	French	51.9	53.1
323 / 477	92 / 126	École des Sources	Dollard-Des Ormeaux	Montréal	Public	French	51.9	50.0
325 / 477	18 / 29	École polyvalente Saint-Jérôme	Saint-Jérôme	Laurentides	Public	French	51.8	N.D.
325 / 477	14 / 20	École Fréchette	Saguenay	Saguenay-Lac-Saint-Jean	Public	French	51.8	82.1
325 / 477	14 / 20	Polyvalente de La Baie	Saguenay	Saguenay-Lac-Saint-Jean	Public	French	51.8	62.4
325 / 477	21 / 26	École secondaire Bon-Pasteur	L'Islet	Chaudière-Appalaches	Public	French	51.8	55.1
329 / 477	7 / 11	École polyvalente de la Forêt	Amos	Abitibi-Témiscamingue	Public	French	51.7	52.0
329 / 477	19 / 29	École secondaire Henri-Dunant	Blainville	Laurentides	Public	French	51.7	52.0
331 / 477	11 / 20	École secondaire du Versant	Gatineau	Outaouais	Public	French	51.6	61.0
332 / 477	12 / 20	École secondaire Mont-Bleu	Gatineau	Outaouais	Public	French	51.5	60.2
333 / 477	44 / 65	École Jacques-Rousseau	Longueuil	Montérégie	Public	French	51.4	51.6
334 / 477	20 / 27	École des Chutes	Rawdon	Lanaudière	Public	French	51.3	67.6
334 / 477	20 / 27	École de l'Amitié	L'Assomption	Lanaudière	Public	French	51.3	62.7
334 / 477	93 / 126	École Monseigneur-Richard	Montréal	Montréal	Public	French	51.3	57.7
334 / 477	20 / 27	École des Rives	Terrebonne	Lanaudière	Public	French	51.3	54.8
334 / 477	45 / 65	Polyvalente Hyacinthe-Delorme	Saint-Hyacinthe	Montérégie	Public	French	51.3	53.2

339 / 477	11 / 15	École Jean-Raimbault	Drummondville	Centre-du-Québec	Public	French	51.2	49.6
340 / 477	13 / 20	École polyvalente Le Carrefour	Gatineau	Outaouais	Public	French	51.1	60.1
341 / 477	94 / 126	École La Dauversière	Montréal	Montréal	Public	French	51.0	74.6
341 / 477	94 / 126	École secondaire Dorval-Jean XXIII	Dorval	Montréal	Public	French	51.0	53.9
343 / 477	22 / 26	École secondaire de Saint-Anselme	Saint-Anselme	Chaudière-Appalaches	Public	French	50.8	56.4
343 / 477	23 / 27	École Paul-Arseneau	L'Assomption	Lanaudière	Public	French	50.8	51.6
345 / 477	34 / 41	Collège Saint-Alphonse	Saint-Tite-des-Caps	Québec-Capitale-Nationale	Private	French	50.7	40.7
346 / 477	20 / 29	École secondaire Jean-Jacques-Rousseau	Boisbriand	Laurentides	Public	French	50.6	N.D.
346 / 477	19 / 22	École secondaire de l'Escale	Asbestos	Estrie	Public	French	50.6	62.6
346 / 477	14 / 20	École secondaire Grande-Rivière	Gatineau	Outaouais	Public	French	50.6	47.3
346 / 477	6 / 13	École secondaire Jean-Paul II	Baie-Comeau	Côte-Nord	Private	French	50.6	14.5
350 / 477	23 / 26	École secondaire de Saint-Paul	Saint-Paul-de-Montminy	Chaudière-Appalaches	Public	French	50.5	72.7
351 / 477	21 / 29	École polyvalente Saint-Joseph	Mont-Laurier	Laurentides	Public	French	50.2	57.9
352 / 477	8 / 11	École D'Iberville	Rouyn-Noranda	Abitibi-Témiscamingue	Public	French	50.1	51.8
352 / 477	46 / 65	École secondaire de la Cité-des-Jeunes	Vaudreuil-Dorion	Montréal	Public	French	50.1	48.5
354 / 477	12 / 15	École La Poudrière	Drummondville	Centre-du-Québec	Public	French	49.9	45.3
355 / 477	24 / 26	Polyvalente des Appalaches	Sainte-Justine	Chaudière-Appalaches	Public	French	49.8	46.3
355 / 477	47 / 65	École secondaire De Mortagne	Boucherville	Montréal	Public	French	49.8	32.9
357 / 477	48 / 65	École secondaire du Mont-Bruno	Saint-Bruno-de-Montarville	Montréal	Public	French	49.5	42.0
358 / 477	49 / 65	École secondaire du Chêne-Bleu	Pincourt	Montréal	Public	French	49.4	47.6
358 / 477	96 / 126	École secondaire Lindsay Place	Pointe-Claire	Montréal	Public	English	49.4	29.4
360 / 477	14 / 16	École secondaire des Chutes	Shawinigan	Mauricie	Public	French	49.3	78.1
360 / 477	14 / 16	École secondaire Champagnat	La Tuque	Mauricie	Public	French	49.3	68.0
360 / 477	24 / 27	École Barthélemy-Joliette	Joliette	Lanaudière	Public	French	49.3	64.2
360 / 477	50 / 65	École Louis-Philippe-Paré	Châteauguay	Montréal	Public	French	49.3	53.4
364 / 477	9 / 11	École secondaire Le Tremplin	Malartic	Abitibi-Témiscamingue	Public	French	49.2	52.3
365 / 477	7 / 14	École Curé-Antoine-Labelle	Laval	Laval	Public	French	49.1	54.0
366 / 477	8 / 14	École Horizon Jeunesse	Laval	Laval	Public	French	49.0	45.7
367 / 477	15 / 20	École Dr. Wilbert Keon	L'Isle-aux-Allumettes	Outaouais	Public	English	48.9	55.3
367 / 477	13 / 15	École secondaire Les Seigneuries	Saint-Pierre-les-Becquets	Centre-du-Québec	Public	French	48.9	54.2
369 / 477	16 / 20	École secondaire D'Arcy McGee	Gatineau	Outaouais	Public	English	48.8	42.0
370 / 477	51 / 65	École Arthur-Pigeon	Huntingdon	Montréal	Public	French	48.7	57.8
371 / 477	22 / 29	École secondaire Cap-Jeunesse	Saint-Jérôme	Laurentides	Public	French	48.6	N.D.
371 / 477	9 / 13	Polyvalente de Gaspé	Gaspé	Gaspésie-Îles-de-la-Madeleine	Public	English	48.6	66.6
371 / 477	10 / 11	École secondaire La Concorde	Senneterre	Abitibi-Témiscamingue	Public	French	48.6	56.9
371 / 477	97 / 126	Académie Marymount	Montréal	Montréal	Public	English	48.6	49.2
371 / 477	52 / 65	École Beaulieu	Saint-Jean-sur-Richelieu	Montréal	Public	French	48.6	43.0
376 / 477	16 / 20	École Jean-Gauthier	Alma	Saguenay-Lac-Saint-Jean	Public	French	48.5	52.1

376 / 477	53 / 65	École secondaire Fernand-Lefebvre	Sorel-Tracy	Montérégie	Public	French	48.5	50.0
378 / 477	1 / 6	École Le Filon	Chapais	Nord-du-Québec	Public	French	48.4	42.0
379 / 477	54 / 65	École secondaire Massey-Vanier	Cowansville	Montérégie	Public	English	48.3	60.2
380 / 477	98 / 126	École secondaire Lester B. Pearson	Montréal-Nord	Montréal	Public	English	48.1	39.5
380 / 477	98 / 126	École secondaire Riverdale	Pierrefonds	Montréal	Public	English	48.1	35.3
382 / 477	2 / 6	École La Porte-du-Nord	Chibougamau	Nord-du-Québec	Public	French	48.0	40.4
383 / 477	55 / 65	École de la Baie-Saint-François	Salaberry-de-Valleyfield	Montérégie	Public	French	47.5	49.6
384 / 477	23 / 29	École secondaire du Harfang	Sainte-Anne-des-Plaines	Laurentides	Public	French	47.4	52.6
385 / 477	17 / 20	École régionale Riverside	Saguenay	Saguenay-Lac-Saint-Jean	Public	English	47.1	48.9
386 / 477	35 / 41	École secondaire Q.H.S.	Québec	Québec-Capitale-Nationale	Public	English	46.8	28.1
387 / 477	18 / 20	École polyvalente Jonquière	Jonquière	Saguenay-Lac-Saint-Jean	Public	French	46.6	61.2
387 / 477	17 / 20	École Louis-Joseph-Papineau	Papineauville	Outaouais	Public	French	46.6	50.7
389 / 477	18 / 20	École secondaire Saint-Michael	Low	Outaouais	Public	English	46.4	62.3
389 / 477	25 / 26	Polyvalente de Disraeli	Thetford Mines	Chaudière-Appalaches	Public	French	46.4	51.1
391 / 477	24 / 29	École secondaire d'Oka	Oka	Laurentides	Public	French	46.3	35.1
392 / 477	3 / 6	École La Taïga	Lebel-sur-Quévillon	Nord-du-Québec	Public	French	45.9	47.9
392 / 477	10 / 13	École Antoine-Roy	Gaspé	Gaspésie-Îles-de-la-Madeleine	Public	French	45.9	40.5
394 / 477	25 / 29	École polyvalente Lavigne	Lachute	Laurentides	Public	French	45.7	50.6
395 / 477	12 / 14	École secondaire Chanoine-Beaudet	Saint-Pascal	Bas-Saint-Laurent	Public	French	45.6	48.7
396 / 477	100 / 126	Académie Beurling	Verdun	Montréal	Public	English	45.4	30.3
397 / 477	7 / 13	Polyvalente des Rivières	Forestville	Côte-Nord	Public	French	45.2	57.6
397 / 477	25 / 27	École Pierre-de-Lestage	Berthierville	Lanaudière	Public	French	45.2	45.2
397 / 477	56 / 65	École secondaire Westwood (cycle 2)	Hudson	Montérégie	Public	English	45.2	23.3
400 / 477	11 / 13	École secondaire du Littoral	Grande-Rivière	Gaspésie-Îles-de-la-Madeleine	Public	French	45.1	58.0
400 / 477	57 / 65	École Saint-Jean-Baptiste	Longueuil	Montérégie	Public	French	45.1	41.8
402 / 477	13 / 14	École polyvalente La Pocatière	La Pocatière	Bas-Saint-Laurent	Public	French	44.8	53.8
402 / 477	58 / 65	École secondaire Chambly Academy	Saint-Lambert	Montérégie	Public	English	44.8	34.0
404 / 477	36 / 41	École Samuel-De Champlain	Québec	Québec-Capitale-Nationale	Public	French	44.7	51.5
405 / 477	26 / 29	Polyvalente Sainte-Thérèse	Sainte-Thérèse	Laurentides	Public	French	44.4	35.1
406 / 477	101 / 126	École Cavalier-De LaSalle	Montréal	Montréal	Public	French	44.3	41.2
407 / 477	27 / 29	École secondaire Lake of Two Mountains	Deux-Montagnes	Laurentides	Public	English	44.1	40.3
408 / 477	26 / 26	École secondaire Louis-Jacques-Casault	Montmagny	Chaudière-Appalaches	Public	French	43.9	55.5
409 / 477	19 / 20	École secondaire Philemon Wright	Gatineau	Outaouais	Public	English	43.8	40.3
410 / 477	14 / 15	École Sainte-Anne	Daveluyville	Centre-du-Québec	Public	French	43.6	39.3
411 / 477	102 / 126	École secondaire Rosemont	Montréal	Montréal	Public	English	43.5	34.4
412 / 477	8 / 13	École secondaire Serge-Bouchard	Baie-Comeau	Côte-Nord	Public	French	43.1	38.5
412 / 477	103 / 126	École secondaire Macdonald	Sainte-Anne-de-Bellevue	Montréal	Public	English	43.1	29.7
412 / 477	16 / 16	Institution secondaire Montfort	Shawinigan	Mauricie	Private	French	43.1	16.2

415 / 477	37 / 41	École Le Sommet	Québec	Québec-Capitale-Nationale	Public	French	42.9	43.8
415 / 477	9 / 13	École polyvalente des Berges	Les Bergeronnes	Côte-Nord	Public	French	42.9	38.3
417 / 477	12 / 13	École de Gabriel-Le Courtois	Sainte-Anne-des-Monts	Gaspésie-Îles-de-la-Madeleine	Public	French	42.6	66.6
417 / 477	104 / 126	École Édouard-Montpetit	Montréal	Montréal	Public	French	42.6	39.4
419 / 477	105 / 126	École Lucien-Pagé	Montréal	Montréal	Public	French	42.4	69.4
419 / 477	28 / 29	École secondaire des Patriotes	Saint-Eustache	Laurentides	Public	French	42.4	35.6
421 / 477	20 / 22	École secondaire régionale Alexander Galt	Sherbrooke	Estrie	Public	English	42.0	34.2
422 / 477	59 / 65	Polyvalente Chanoine-Armand-Racicot	Saint-Jean-sur-Richelieu	Montérégie	Public	French	41.8	39.4
423 / 477	9 / 14	École Saint-Maxime	Laval	Laval	Public	French	41.7	48.0
424 / 477	38 / 41	École de la Relance	Québec	Québec-Capitale-Nationale	Public	French	41.3	32.0
425 / 477	21 / 22	École de la Montée	Sherbrooke	Estrie	Public	French	40.9	36.3
426 / 477	29 / 29	Polyvalente Deux-Montagnes	Deux-Montagnes	Laurentides	Public	French	40.6	35.2
427 / 477	106 / 126	École Jeanne-Mance	Montréal	Montréal	Public	French	40.5	52.4
428 / 477	26 / 27	École de la Rive	Lavaltrie	Lanaudière	Public	French	40.4	44.6
429 / 477	15 / 15	École secondaire La Découverte	Saint-Léonard-d'Aston	Centre-du-Québec	Public	French	40.2	37.6
430 / 477	107 / 126	École Dalbé-Viau	Montréal	Montréal	Public	French	40.0	41.3
431 / 477	10 / 14	École Mont-de-La Salle	Laval	Laval	Public	French	39.8	39.9
431 / 477	108 / 126	Académie Lakeside	Lachine	Montréal	Public	English	39.8	22.8
433 / 477	109 / 126	Polyvalente LaSalle (communautaire)	Lasalle	Montréal	Public	English	39.3	30.5
434 / 477	110 / 126	École Louis-Joseph-Papineau	Montréal	Montréal	Public	French	39.2	58.6
435 / 477	14 / 14	École le Mistral	Mont-Joli	Bas-Saint-Laurent	Public	French	39.1	33.6
436 / 477	60 / 65	École secondaire le Tremplin	Chambly	Montérégie	Public	French	38.9	41.0
437 / 477	61 / 65	École secondaire participative l'Agora	Longueuil	Montérégie	Public	French	38.7	30.7
438 / 477	19 / 20	Pavillon Wilbrod-Dufour	Alma	Saguenay-Lac-Saint-Jean	Public	French	38.1	34.8
439 / 477	62 / 65	École secondaire régionale Howard S. Billings	Châteauguay	Montérégie	Public	English	37.7	27.2
440 / 477	10 / 13	Centre éducatif l'Abri	Port-Cartier	Côte-Nord	Public	French	37.5	33.4
441 / 477	20 / 20	Cité étudiante de la Haute-Gatineau	Maniwaki	Outaouais	Public	French	37.2	45.4
442 / 477	11 / 14	École Leblanc	Laval	Laval	Public	French	35.7	42.1
442 / 477	111 / 126	École Georges-Vanier	Montréal	Montréal	Public	French	35.7	37.9
444 / 477	12 / 14	École secondaire francophone Vanguard Québec	Laval	Laval	Private	French	35.5	93.1
445 / 477	11 / 13	École Saint-Paul	Bonne-Espérance	Côte-Nord	Public	English	34.3	34.6
446 / 477	112 / 126	École secondaire interculturelle Vanguard Québec	Westmount	Montréal	Private	French & English	34.2	79.2
447 / 477	12 / 13	Polyvalente des Baies	Baie-Comeau	Côte-Nord	Public	French	33.9	17.3
448 / 477	113 / 126	École Saint-Henri	Montréal	Montréal	Public	French	33.8	50.5
449 / 477	114 / 126	École Père-Marquette	Montréal	Montréal	Public	French	33.6	39.3
450 / 477	13 / 14	École Alternative Phoenix	Laval	Laval	Public	English	33.4	93.6
450 / 477	13 / 13	École Polyvalente de Bonaventure	Bonaventure	Gaspésie-Îles-de-la-Madeleine	Public	English	33.4	40.9
452 / 477	115 / 126	École Honoré-Mercier	Montréal	Montréal	Public	French	33.1	29.2

452 / 477	20 / 20	École Curé-Hébert	Hébertville	Saguenay-Lac-Saint-Jean	Public	French	33.1	28.5
454 / 477	4 / 6	École Maquatua	Wemindji	Nord-du-Québec	Public	French, English & Native American	32.8	71.7
455 / 477	116 / 126	École secondaire Perspectives II	Montréal	Montréal	Public	English	32.7	67.8
456 / 477	117 / 126	École Chomedey-De Maisonneuve	Montréal	Montréal	Public	French	32.4	50.1
457 / 477	118 / 126	École secondaire John F. Kennedy	Montréal	Montréal	Public	English	32.3	15.2
458 / 477	27 / 27	École du Havre-Jeunesse	Sainte-Julienne	Lanaudière	Public	French	31.8	41.5
459 / 477	63 / 65	École Gérard-Filion	Longueuil	Montérégie	Public	French	31.7	42.1
460 / 477	11 / 11	École Golden Valley	Val-d'Or	Abitibi-Témiscamingue	Public	English	30.5	29.0
461 / 477	119 / 126	École Marie-Anne	Montréal	Montréal	Public	French	30.1	91.0
462 / 477	120 / 126	École Eulalie-Durocher	Montréal	Montréal	Public	French	26.8	86.9
463 / 477	39 / 41	École alternative Le Relais	Donnacona	Québec-Capitale-Nationale	Public	French	26.4	65.8
464 / 477	14 / 14	École Le Virage	Laval	Laval	Public	French	25.5	73.6
465 / 477	40 / 41	École secondaire Vanier	Québec	Québec-Capitale-Nationale	Public	French	25.4	14.7
466 / 477	22 / 22	École Le Goéland	Sherbrooke	Estrie	Public	French	23.4	75.0
467 / 477	64 / 65	École du Tournant	Saint-Constant	Montérégie	Public	French	23.3	74.1
468 / 477	121 / 126	École Le Vitrail	Montréal	Montréal	Public	French	20.7	1.3
469 / 477	65 / 65	Centre des services alternatifs - École De La Rabastalière	Saint-Bruno	Montérégie	Public	French	19.7	65.2
470 / 477	122 / 126	École secondaire Duval	Montréal	Montréal	Private	French	18.2	62.1
471 / 477	123 / 126	École secondaire Options II	Montréal	Montréal	Public	English	17.7	38.2
472 / 477	5 / 6	École Voyageur Memorial	Mistissini	Nord-du-Québec	Public	French, English & Native American	17.6	38.7
473 / 477	6 / 6	École Wiinibekuu	Waskaganish	Nord-du-Québec	Public	French, English & Native American	13.3	33.7
474 / 477	41 / 41	École Boudreau	Québec	Québec-Capitale-Nationale	Public	French	10.8	56.1
475 / 477	124 / 126	École Amos	Montréal-Nord	Montréal	Public	French	7.8	51.6
476 / 477	125 / 126	École secondaire James Lyng	Montréal	Montréal	Public	English	0.8	0.0
477 / 477	13 / 13	École Uashkaikan	Betsiamites	Côte-Nord	Public	French & Native American	0.0	9.2
477 / 477	126 / 126	École Pierre-Dupuy	Montréal	Montréal	Public	French	0.0	0.0

## Ranking of schools according to the impact indicator (2006-2007)

Provincial rank	Regional rank	Name of the school	City	Administrative region	Sector	Language of instruction	Impact Indicator	Results Indicator
1 / 462	1 / 13	Polyvalente Horizon-Blanc	Fermont	Côte-Nord	Public	French	100.0	83.6
2 / 462	1 / 12	École des Deux-Rivières	Matapédia	Gaspésie-Îles-de-la-Madeleine	Public	French	97.9	53.6
3 / 462	1 / 14	Collège de Sainte-Anne-de-La-Pocatière	La Pocatière	Bas-Saint-Laurent	Private	French	96.0	79.3
4 / 462	1 / 115	École internationale de Montréal	Westmount	Montréal	Public	French	95.9	100.0
5 / 462	2 / 115	École Saint-Luc	Montréal	Montréal	Public	French	95.5	67.2
6 / 462	3 / 115	École secondaire Jean-Grou	Montréal	Montréal	Public	French	94.6	62.8
7 / 462	1 / 11	École Gilbert-Théberge	Témiscaming	Abitibi-Témiscamingue	Public	French	94.2	73.7
8 / 462	1 / 14	École Alternative Phoenix	Laval	Laval	Public	English	93.6	33.4
9 / 462	2 / 14	École secondaire francophone Vanguard Québec	Laval	Laval	Private	French	93.1	35.5
10 / 462	4 / 115	École secondaire Henri-Bourassa	Montréal-Nord	Montréal	Public	French	92.9	63.6
11 / 462	1 / 27	Collège Saint-Sacrement	Terrebonne	Lanaudière	Private	French	92.2	100.0
12 / 462	5 / 115	Collège Jean-Eudes	Montréal	Montréal	Private	French	92.1	100.0
12 / 462	5 / 115	École La Voie	Montréal	Montréal	Public	French	92.1	59.8
14 / 462	1 / 20	École secondaire Sieur-de-Coulonge	Fort-Coulonge	Outaouais	Public	French	91.7	64.7
15 / 462	7 / 115	École Marie-Anne	Montréal	Montréal	Public	French	91.0	30.1
16 / 462	1 / 64	École de la Magdeleine	La Prairie	Montérégie	Public	French	89.2	67.3
17 / 462	8 / 115	Collège Charlemagne	Montréal	Montréal	Private	French	89.1	100.0
18 / 462	1 / 41	École secondaire Saint-Marc	Saint-Marc-des-Carières	Québec-Capitale-Nationale	Public	French	89.0	75.4
19 / 462	9 / 115	Collège Saint-Louis	Montréal	Montréal	Public	French	87.5	98.0
20 / 462	1 / 22	École secondaire régionale de Richmond	Richmond	Estrie	Public	English	87.4	70.3
21 / 462	10 / 115	Collège Regina Assumpta	Montréal	Montréal	Private	French	87.0	98.0
22 / 462	11 / 115	École Eulalie-Durocher	Montréal	Montréal	Public	French	86.9	26.8
23 / 462	12 / 115	Collège Sainte-Anne de Lachine	Montréal	Montréal	Private	French	86.8	100.0
24 / 462	13 / 115	École Pasteur (Pavillon K. Gibran)	Montréal	Montréal	Private	French	86.1	92.4
25 / 462	2 / 64	École Antoine-Brossard	Brossard	Montérégie	Public	French	86.0	68.4
26 / 462	1 / 26	École secondaire de la Rencontre	Saint-Pamphile	Chaudière-Appalaches	Public	French	85.8	58.2
27 / 462	2 / 27	École Jean-Baptiste-Meilleur	Repentigny	Lanaudière	Public	French	85.7	71.8
28 / 462	14 / 115	École Saint-Laurent	Montréal	Montréal	Public	French	85.6	56.2
29 / 462	2 / 12	École polyvalente de Paspébiac	Paspébiac	Gaspésie-Îles-de-la-Madeleine	Public	French	84.5	63.9
30 / 462	15 / 115	École Pierre-Laporte	Mont-Royal	Montréal	Public	French	84.3	77.0
30 / 462	2 / 14	École secondaire du Transcontinental	Pohénégamook	Bas-Saint-Laurent	Public	French	84.3	65.8
32 / 462	2 / 26	Polyvalente Saint-François	Beauceville	Chaudière-Appalaches	Public	French	84.1	74.0
33 / 462	16 / 115	Académie Royal West	Montréal-Ouest	Montréal	Public	English	83.5	86.6

34 / 462	3 / 64	École d'éducation internationale	McMasterville	Montérégie	Public	French	83.4	97.0
35 / 462	3 / 27	Collège de l'Assomption	L'Assomption	Lanaudière	Private	French	83.1	92.9
36 / 462	3 / 14	Collège Laval	Laval	Laval	Private	French	83.0	95.0
37 / 462	1 / 15	École polyvalente La Samare	Plessisville	Centre-du-Québec	Public	French	82.8	68.4
38 / 462	1 / 16	École secondaire l'Escale	Louiseville	Mauricie	Public	French	82.7	64.4
39 / 462	2 / 16	École Chavigny	Trois-Rivières	Mauricie	Public	French	82.4	69.7
40 / 462	1 / 25	Séminaire du Sacré-Coeur	Grenville-sur-la-Rouge	Laurentides	Private	French	82.1	89.4
40 / 462	1 / 20	École Fréchette	Saguenay	Saguenay-Lac-Saint-Jean	Public	French	82.1	51.8
42 / 462	4 / 27	École de l'Achigan	Saint-Roch-de-l'Achigan	Lanaudière	Public	French	81.9	52.3
43 / 462	4 / 14	École d'éducation internationale de Laval	Laval	Laval	Public	French	81.8	93.5
43 / 462	2 / 20	École secondaire de l'Île	Gatineau	Outaouais	Public	French	81.8	70.2
45 / 462	17 / 115	École secondaire Anjou	Anjou	Montréal	Public	French	81.7	61.8
46 / 462	4 / 64	Collège Jean de la Mennais	La Prairie	Montérégie	Private	French	81.6	96.4
46 / 462	2 / 20	École secondaire Kénogami	Jonquières	Saguenay-Lac-Saint-Jean	Public	French	81.6	71.3
48 / 462	5 / 64	École Louis-Cyr	Napierville	Montérégie	Public	French	81.2	62.7
48 / 462	2 / 41	École de la Rose-des-Vents	Saint-Hilarion	Québec-Capitale-Nationale	Public	French	81.2	62.2
48 / 462	18 / 115	École secondaire Calixa-Lavallée	Montréal-Nord	Montréal	Public	French	81.2	53.7
51 / 462	3 / 20	Collège Saint-Joseph de Hull	Gatineau	Outaouais	Private	French	80.8	93.6
52 / 462	19 / 115	Collège Notre-Dame-du-Sacré-Coeur	Montréal	Montréal	Private	French	80.6	99.0
53 / 462	3 / 16	Académie de Trois-Rivières	Trois-Rivières	Mauricie	Public	English	80.4	66.5
53 / 462	3 / 14	École secondaire de Dégelis	Dégelis	Bas-Saint-Laurent	Public	French	80.4	64.7
55 / 462	4 / 14	École secondaire Notre-Dame	Rivière-du-Loup	Bas-Saint-Laurent	Private	French	80.2	87.0
56 / 462	4 / 20	Collège Saint-Alexandre de la Gatineau	Gatineau	Outaouais	Private	French	80.0	96.8
57 / 462	5 / 27	École des Montagnes	Saint-Michel-des-Saints	Lanaudière	Public	French	79.8	64.9
58 / 462	5 / 14	École secondaire de Rivière-du-Loup	Rivière-du-Loup	Bas-Saint-Laurent	Public	French	79.7	62.1
59 / 462	3 / 41	École de la Seigneurie	Québec	Québec-Capitale-Nationale	Public	French	79.6	68.1
60 / 462	4 / 16	École secondaire Paul-Le Jeune	Saint-Tite	Mauricie	Public	French	79.5	61.0
61 / 462	2 / 11	École Rivière-des-Quinze	Notre-Dame-du-Nord	Abitibi-Témiscamingue	Public	French	79.4	61.5
62 / 462	6 / 64	Collège Saint-Hilaire	Mont-Saint-Hilaire	Montérégie	Private	French	79.3	95.2
62 / 462	6 / 64	École secondaire Marcellin-Champagnat	Saint-Jean-sur-Richelieu	Montérégie	Private	French	79.3	90.2
64 / 462	20 / 115	École secondaire interculturelle Vanguard Québec	Westmount	Montréal	Private	French & English	79.2	34.2
65 / 462	21 / 115	Collège Jean-de-Brébeuf	Montréal	Montréal	Private	French	79.0	100.0
65 / 462	8 / 64	Collège Héritage de Châteauguay	Châteauguay	Montérégie	Private	French	79.0	86.7
65 / 462	6 / 27	École secondaire Joliette	Joliette	Lanaudière	Public	English	79.0	62.1
68 / 462	2 / 25	École secondaire Rosemère	Rosemère	Laurentides	Public	English	78.9	67.9
69 / 462	3 / 25	Académie Ste-Thérèse (Campus Ste-Thérèse)	Sainte-Thérèse	Laurentides	Private	French	78.8	94.0
70 / 462	3 / 26	École Jésus-Marie de Beauceville	Beauceville	Chaudière-Appalaches	Private	French	78.7	89.0
71 / 462	22 / 115	École Joseph-François-Perrault	Montréal	Montréal	Public	French	78.4	67.3

71 / 462	2 / 22	École La Frontalière	Coaticook	Estrie	Public	French	78.4	66.8
73 / 462	23 / 115	Collège Mont-Saint-Louis	Montréal	Montréal	Private	French	78.3	93.8
74 / 462	5 / 16	École secondaire des Chutes	Shawinigan	Mauricie	Public	French	78.1	49.3
75 / 462	3 / 20	Polyvalente de Normandin	Normandin	Saguenay-Lac-Saint-Jean	Public	French	78.0	60.8
76 / 462	24 / 115	Collège Français (secondaire Montréal)	Montréal	Montréal	Private	French	77.9	79.0
76 / 462	4 / 41	École secondaire Saint-Patrick	Québec	Québec-Capitale-Nationale	Public	English	77.9	66.6
78 / 462	25 / 115	Académie Dunton	Montréal	Montréal	Public	French	77.6	64.5
78 / 462	6 / 14	École secondaire l'Arc-en-Ciel	Trois-Pistoles	Bas-Saint-Laurent	Public	French	77.6	63.7
80 / 462	26 / 115	Collège Sainte-Marcelline	Montréal	Montréal	Private	French	77.5	91.8
81 / 462	4 / 26	Polyvalente des Abénaquis	Saint-Prosper	Chaudière-Appalaches	Public	French	77.1	58.8
82 / 462	27 / 115	École F.A.C.E.	Montréal	Montréal	Public	English	77.0	77.5
83 / 462	28 / 115	École Mont-Royal	Mont-Royal	Montréal	Public	French	76.8	61.0
84 / 462	4 / 25	École polyvalente des Monts	Sainte-Agathe-des-Monts	Laurentides	Public	French	76.3	61.0
85 / 462	3 / 12	École polyvalente Monseigneur Sévigny	Chandler	Gaspésie-Îles-de-la-Madeleine	Public	French	76.0	59.9
86 / 462	2 / 15	École secondaire Mont-Bénilde	Bécancour	Centre-du-Québec	Private	French	75.8	83.3
87 / 462	5 / 41	École secondaire polyvalente de L'Ancienne-Lorette	L'Ancienne-Lorette	Québec-Capitale-Nationale	Public	French	75.6	66.9
88 / 462	5 / 20	École polyvalente Nicolas-Gatineau	Gatineau	Outaouais	Public	French	75.5	59.3
89 / 462	7 / 14	École secondaire de la Vallée-des-Lacs	Saint-Michel	Bas-Saint-Laurent	Public	French	75.3	63.9
90 / 462	3 / 11	Cité étudiante Polyno	La Sarre	Abitibi-Témiscamingue	Public	French	75.1	58.3
91 / 462	3 / 22	École Le Goéland	Sherbrooke	Estrie	Public	French	75.0	23.4
92 / 462	29 / 115	École Maïmonide (campus Jacob Safra)	Saint-Laurent	Montréal	Private	French	74.9	87.2
92 / 462	4 / 20	Polyvalente des Quatre-Vents	Saint-Félicien	Saguenay-Lac-Saint-Jean	Public	French	74.9	62.8
94 / 462	9 / 64	École Paul-Germain-Ostiguy	Saint-Césaire	Montréal	Public	French	74.7	56.1
95 / 462	8 / 14	École Paul-Hubert	Rimouski	Bas-Saint-Laurent	Public	French	74.6	66.2
95 / 462	30 / 115	École La Dauversière	Montréal	Montréal	Public	French	74.6	51.0
97 / 462	31 / 115	École Paul-Gérin-Lajoie-d'Outremont	Montréal	Montréal	Public	French	74.5	66.4
98 / 462	5 / 25	École secondaire Rive-Nord	Bois-des-Filion	Laurentides	Public	French	74.4	72.7
98 / 462	6 / 16	École secondaire Val-Mauricie	Shawinigan-Sud	Mauricie	Public	French	74.4	58.4
100 / 462	5 / 26	Polyvalente Bélanger	Saint-Martin	Chaudière-Appalaches	Public	French	74.3	58.5
101 / 462	6 / 41	École De Rochebelle	Québec	Québec-Capitale-Nationale	Public	French	74.1	77.6
101 / 462	10 / 64	École du Tournant	Saint-Constant	Montréal	Public	French	74.1	23.3
103 / 462	7 / 27	École Thérèse-Martin	Joliette	Lanaudière	Public	French	74.0	57.2
103 / 462	32 / 115	École secondaire Antoine-de-Saint-Exupéry	Saint-Léonard	Montréal	Public	French	74.0	53.1
105 / 462	6 / 26	École secondaire Veilleux	Saint-Joseph-de-Beauce	Chaudière-Appalaches	Public	French	73.8	61.6
106 / 462	5 / 14	École Le Virage	Laval	Laval	Public	French	73.6	25.5
107 / 462	4 / 22	École secondaire du Tournesol	Windsor	Estrie	Public	French	73.5	52.9
108 / 462	11 / 64	École secondaire Ozias-Leduc	Mont-Saint-Hilaire	Montréal	Public	French	73.4	68.3
109 / 462	12 / 64	Collège Durocher Saint-Lambert (pavillon Durocher)	Saint-Lambert	Montréal	Private	French	73.3	94.7

109 / 462	8 / 27	École Armand-Corbeil	Terrebonne	Lanaudière	Public	French	73.3	59.1
111 / 462	7 / 26	École secondaire de Saint-Damien	Saint-Damien-de-Buckland	Chaudière-Appalaches	Public	French	72.9	61.7
112 / 462	6 / 25	École polyvalente Curé-Mercure	Mont-Tremblant	Laurentides	Public	French	72.8	62.5
113 / 462	8 / 26	École secondaire de Saint-Paul	Saint-Paul-de-Montminy	Chaudière-Appalaches	Public	French	72.7	50.5
114 / 462	33 / 115	École Louis-Riel	Montréal	Montréal	Public	French	72.4	59.2
115 / 462	34 / 115	École Arménienne Sourp Hagop	Montréal	Montréal	Private	French	72.1	85.5
115 / 462	3 / 15	École secondaire Monique-Proulx	Warwick	Centre-du-Québec	Public	French	72.1	61.2
117 / 462	35 / 115	Villa Maria	Montréal	Montréal	Private	French & English	72.0	90.8
118 / 462	13 / 64	École Joseph-Hermas-Leclerc	Granby	Montérégie	Public	French	71.9	57.0
119 / 462	6 / 20	École secondaire Pontiac	Shawville	Outaouais	Public	English	71.7	57.5
119 / 462	1 / 6	École Maquatua	Wemindji	Nord-du-Québec	Public	French, English & Native American	71.7	32.8
121 / 462	9 / 27	Collège Esther-Blondin	Saint-Jacques	Lanaudière	Private	French	71.5	84.3
122 / 462	14 / 64	Collège Notre-Dame-de-Lourdes	Longueuil	Montérégie	Private	French	71.4	91.5
122 / 462	14 / 64	École secondaire régionale Châteauguay Valley	Ormstown	Montérégie	Public	English	71.4	55.3
122 / 462	14 / 64	École Monseigneur-A.-M.-Parent	Longueuil	Montérégie	Public	French	71.4	53.2
125 / 462	9 / 26	École secondaire Beaurivage	Saint-Agapit	Chaudière-Appalaches	Public	French	71.3	60.6
126 / 462	17 / 64	Collège Mont-Sacré-Coeur	Granby	Montérégie	Private	French	71.1	85.7
126 / 462	36 / 115	École Saint-Georges	Senneville	Montréal	Public	French	71.1	65.8
126 / 462	7 / 41	École secondaire du Plateau	La Malbaie	Québec-Capitale-Nationale	Public	French	71.1	58.2
129 / 462	8 / 41	École du Mont-Sainte-Anne	Beaupré	Québec-Capitale-Nationale	Public	French	71.0	64.4
130 / 462	5 / 20	École secondaire Camille-Lavoie	Alma	Saguenay-Lac-Saint-Jean	Public	French	70.9	62.4
130 / 462	9 / 41	École Saint-Pierre et des Sentiers	Québec	Québec-Capitale-Nationale	Public	French	70.9	60.5
130 / 462	10 / 27	École Le Prélude	Mascouche	Lanaudière	Public	French	70.9	58.9
133 / 462	18 / 64	École Pierre-Bédard	Saint-Rémi	Montérégie	Public	French	70.8	60.2
134 / 462	9 / 14	École secondaire de Cabano	Cabano	Bas-Saint-Laurent	Public	French	70.7	57.2
135 / 462	6 / 20	École Cité étudiante	Roberval	Saguenay-Lac-Saint-Jean	Public	French	70.5	57.7
136 / 462	4 / 11	École secondaire Natagan	Barraute	Abitibi-Témiscamingue	Public	French	70.4	64.3
137 / 462	4 / 12	École polyvalente des Îles	L'Étang-du-Nord	Gaspésie-Îles-de-la-Madeleine	Public	French	70.3	64.4
137 / 462	4 / 15	École secondaire Jean-Nicolet	Nicolet	Centre-du-Québec	Public	French	70.3	56.7
137 / 462	7 / 20	École secondaire des Lacs	La Pêche	Outaouais	Public	French	70.3	54.8
140 / 462	37 / 115	École secondaire St. Thomas	Pointe-Claire	Montréal	Public	English	70.1	77.4
141 / 462	7 / 16	Institut secondaire Keranna	Trois-Rivières	Mauricie	Private	French	70.0	86.3
142 / 462	10 / 26	Polyvalente de Saint-Georges	Saint-Georges	Chaudière-Appalaches	Public	French	69.9	57.6
143 / 462	7 / 25	Académie Lafontaine	Saint-Jérôme	Laurentides	Private	French	69.8	85.5
143 / 462	38 / 115	École secondaire M.I.N.D.	Montréal	Montréal	Public	English	69.8	66.4
145 / 462	5 / 22	Collège Rivier	Coaticook	Estrie	Private	French	69.7	75.1
146 / 462	19 / 64	Collège Français (secondaire Longueuil)	Longueuil	Montérégie	Private	French	69.6	84.8
146 / 462	6 / 22	École secondaire de la Ruche	Magog	Estrie	Public	French	69.6	54.5

148 / 462	7 / 22	École du Phare	Sherbrooke	Estrie	Public	French	69.5	59.1
149 / 462	20 / 64	École André-Laurendeau	Longueuil	Montérégie	Public	French	69.4	63.6
149 / 462	20 / 64	École Wilfrid-Léger	Waterloo	Montérégie	Public	French	69.4	56.6
149 / 462	39 / 115	École Lucien-Pagé	Montréal	Montréal	Public	French	69.4	42.4
152 / 462	11 / 26	École secondaire de Saint-Charles	Saint-Charles-de-Bellechasse	Chaudière-Appalaches	Public	French	69.2	56.0
153 / 462	40 / 115	Collège Reine-Marie	Montréal	Montréal	Private	French	69.1	79.6
154 / 462	8 / 22	Collège du Sacré-Coeur	Sherbrooke	Estrie	Private	French	69.0	86.5
155 / 462	12 / 26	Polyvalente de Black Lake	Thetford Mines	Chaudière-Appalaches	Public	French	68.9	62.7
155 / 462	2 / 13	École Monseigneur-Labrie	Havre-Saint-Pierre	Côte-Nord	Public	French	68.9	54.4
157 / 462	8 / 25	École secondaire des Hauts-Sommets	Saint-Jérôme	Laurentides	Public	French	68.7	57.7
158 / 462	41 / 115	Miss Edgar's and Miss Cramp's School	Westmount	Montréal	Private	English	68.6	99.1
159 / 462	42 / 115	Académie LaurenHill	Saint-Laurent	Montréal	Public	English	68.5	64.9
160 / 462	43 / 115	Collège Beaubois	Montréal	Montréal	Private	French	68.2	88.5
161 / 462	13 / 26	École secondaire Pamphile-Le May	Sainte-Croix	Chaudière-Appalaches	Public	French	68.0	53.3
161 / 462	8 / 16	École secondaire Champagnat	La Tuque	Mauricie	Public	French	68.0	49.3
163 / 462	44 / 115	Ecole secondaire Perspectives II	Montréal	Montréal	Public	English	67.8	32.7
164 / 462	9 / 22	Collège François-Delaplace	Waterville	Estrie	Private	French	67.7	76.7
165 / 462	9 / 16	École secondaire du Rocher	Grand-Mère	Mauricie	Public	French	67.6	56.3
165 / 462	11 / 27	École des Chutes	Rawdon	Lanaudière	Public	French	67.6	51.3
167 / 462	45 / 115	Pensionnat du Saint-Nom-de-Marie	Montréal	Montréal	Private	French	67.4	94.0
168 / 462	14 / 26	École secondaire les Etchemins	Lévis	Chaudière-Appalaches	Public	French	67.2	57.1
168 / 462	7 / 20	Polyvalente Jean-Dolbeau	Dolbeau-Mistassini	Saguenay-Lac-Saint-Jean	Public	French	67.2	52.5
170 / 462	22 / 64	Séminaire Sainte-Trinité	Saint-Bruno-de-Montarville	Montérégie	Private	French	67.1	89.7
170 / 462	15 / 26	Collège de Lévis	Lévis	Chaudière-Appalaches	Private	French	67.1	85.1
170 / 462	22 / 64	Collège Saint-Maurice	Saint-Hyacinthe	Montérégie	Private	French	67.1	83.8
170 / 462	22 / 64	École secondaire Bernard-Gariépy	Sorel-Tracy	Montérégie	Public	French	67.1	53.4
174 / 462	46 / 115	Collège St-Jean-Vianney	Montréal	Montréal	Private	French	66.7	83.9
175 / 462	5 / 12	Polyvalente de Gaspé	Gaspé	Gaspésie-Îles-de-la-Madeleine	Public	English	66.6	48.6
175 / 462	5 / 12	École de Gabriel-Le Courtois	Sainte-Anne-des-Monts	Gaspésie-Îles-de-la-Madeleine	Public	French	66.6	42.6
177 / 462	10 / 41	Centre éducatif Saint-Aubin	Baie-Saint-Paul	Québec-Capitale-Nationale	Public	French	66.5	59.7
177 / 462	16 / 26	Polyvalente Benoît-Vachon	Sainte-Marie	Chaudière-Appalaches	Public	French	66.5	58.5
177 / 462	10 / 14	Polyvalente de Matane	Matane	Bas-Saint-Laurent	Public	French	66.5	56.4
177 / 462	8 / 20	École secondaire Charles-Gravel	Saguenay	Saguenay-Lac-Saint-Jean	Public	French	66.5	56.2
181 / 462	25 / 64	École internationale Saint-Edmond	Longueuil	Montérégie	Public	French	66.4	62.1
182 / 462	12 / 27	Académie Antoine-Manseau	Joliette	Lanaudière	Private	French	66.3	82.1
183 / 462	7 / 12	École aux Quatre-Vents	Bonaventure	Gaspésie-Îles-de-la-Madeleine	Public	French	66.2	55.1
184 / 462	13 / 27	École du Coteau	Mascouche	Lanaudière	Public	French	66.1	54.1
185 / 462	17 / 26	École Pointe-Lévy	Lévis	Chaudière-Appalaches	Public	French	66.0	58.6

186 / 462	11 / 41	École alternative Le Relais	Donnacona	Québec-Capitale-Nationale	Public	French	65.8	26.4
187 / 462	12 / 41	École secondaire Donnacona	Donnacona	Québec-Capitale-Nationale	Public	French	65.6	62.3
187 / 462	14 / 27	École de l'Érablière	Saint-Félix-de-Valois	Lanaudière	Public	French	65.6	52.7
189 / 462	5 / 15	École Sainte-Marie	Princeville	Centre-du-Québec	Public	French	65.3	55.4
190 / 462	47 / 115	École Félix-Leclerc	Pointe-Claire	Montréal	Public	French	65.2	61.1
190 / 462	26 / 64	Centre des services alternatifs - École De La Rabastalière	Saint-Bruno	Montérégie	Public	French	65.2	19.7
192 / 462	9 / 25	École secondaire Saint-Stanislas	Saint-Jérôme	Laurentides	Public	French	65.1	57.7
192 / 462	8 / 12	École Antoine-Bernard	Carleton-sur-Mer	Gaspésie-Îles-de-la-Madeleine	Public	French	65.1	55.8
192 / 462	48 / 115	École secondaire Pointe-aux-Trembles	Montréal	Montréal	Public	French	65.1	53.6
195 / 462	27 / 64	École secondaire régionale Centennial	Greenfield Park	Montérégie	Public	English	64.9	64.4
195 / 462	49 / 115	École secondaire Daniel-Johnson	Montréal	Montréal	Public	French	64.9	52.5
197 / 462	3 / 13	Institut d'enseignement de Sept-Îles	Sept-Îles	Côte-Nord	Private	French	64.6	73.8
197 / 462	6 / 14	École secondaire Laval-Liberty	Laval	Laval	Public	English	64.6	58.7
197 / 462	10 / 25	École secondaire Augustin-Norbert-Morin	Sainte-Adèle	Laurentides	Public	French	64.6	57.3
200 / 462	18 / 26	Juvénat Notre-Dame du Saint-Laurent	Lévis	Chaudière-Appalaches	Private	French	64.5	85.9
200 / 462	28 / 64	École Jean-Jacques-Bertrand	Farnham	Montérégie	Public	French	64.5	58.6
202 / 462	50 / 115	École Louise-Trichet	Montréal	Montréal	Public	French	64.4	60.5
202 / 462	29 / 64	Polyvalente Robert-Ouimet	Acton Vale	Montérégie	Public	French	64.4	56.3
202 / 462	15 / 27	École de l'Odysée	Terrebonne	Lanaudière	Public	French	64.4	52.1
205 / 462	16 / 27	École Barthélemy-Joliette	Joliette	Lanaudière	Public	French	64.2	49.3
206 / 462	10 / 22	Polyvalente Montignac	Lac-Mégantic	Estrie	Public	French	63.7	54.3
206 / 462	30 / 64	Polyvalente Marcel-Landry	Saint-Jean-sur-Richelieu	Montérégie	Public	French	63.7	54.1
208 / 462	11 / 22	Collège Notre-Dame des Servites	Ayer's Cliff	Estrie	Private	French	63.6	74.6
209 / 462	13 / 41	École Cardinal-Roy	Québec	Québec-Capitale-Nationale	Public	French	63.5	64.1
210 / 462	14 / 41	Collège Jésus-Marie de Sillery	Québec	Québec-Capitale-Nationale	Private	French	63.4	88.9
211 / 462	10 / 16	Collège Marie-de-l'Incarnation	Trois-Rivières	Mauricie	Private	French	63.2	79.1
212 / 462	31 / 64	École secondaire régionale Héritage	Saint-Hubert	Montérégie	Public	English	62.7	61.8
212 / 462	17 / 27	École de l'Amitié	L'Assomption	Lanaudière	Public	French	62.7	51.3
214 / 462	15 / 41	École secondaire Mont-Saint-Sacrement	Saint-Gabriel-de-Valcartier	Québec-Capitale-Nationale	Private	French	62.6	83.1
214 / 462	12 / 22	École secondaire de l'Escale	Asbestos	Estrie	Public	French	62.6	50.6
216 / 462	51 / 115	Collège d'Anjou	Anjou	Montréal	Private	French	62.5	71.0
216 / 462	9 / 12	École Esdras-Minville	Grande-Vallée	Gaspésie-Îles-de-la-Madeleine	Public	French	62.5	57.8
218 / 462	9 / 20	Polyvalente de La Baie	Saguenay	Saguenay-Lac-Saint-Jean	Public	French	62.4	51.8
219 / 462	8 / 20	École secondaire Saint-Michael	Low	Outaouais	Public	English	62.3	46.4
220 / 462	16 / 41	Petit Séminaire de Québec	Québec	Québec-Capitale-Nationale	Private	French	62.1	84.5
220 / 462	32 / 64	École Monseigneur-Euclide-Théberge	Marieville	Montérégie	Public	French	62.1	53.0
220 / 462	52 / 115	École secondaire Duval	Montréal	Montréal	Private	French	62.1	18.2
223 / 462	33 / 64	École secondaire des Patriotes-de-Beauharnois	Beauharnois	Montérégie	Public	French	62.0	55.9

224 / 462	7 / 14	École secondaire Laurier	Laval	Laval	Public	English	61.9	58.3
225 / 462	53 / 115	Académie De Roberval	Montréal	Montréal	Public	French	61.8	76.0
226 / 462	10 / 20	École polyvalente Arvida	Jonquière	Saguenay-Lac-Saint-Jean	Public	French	61.7	56.7
227 / 462	13 / 22	École Mitchell - Montcalm	Sherbrooke	Estrie	Public	French	61.6	61.1
227 / 462	11 / 16	Académie les Estacades	Trois-Rivières	Mauricie	Public	French	61.6	53.0
229 / 462	54 / 115	The Study	Westmount	Montréal	Private	English	61.5	96.8
229 / 462	12 / 16	École secondaire des Pionniers	Trois-Rivières	Mauricie	Public	French	61.5	55.0
231 / 462	34 / 64	École secondaire Polybel	Beloeil	Montérégie	Public	French	61.3	60.2
231 / 462	11 / 14	Polyvalente Armand-Saint-Onge	Amqui	Bas-Saint-Laurent	Public	French	61.3	56.7
233 / 462	19 / 26	École Marcelle-Mallet	Lévis	Chaudière-Appalaches	Private	French	61.2	81.5
233 / 462	11 / 25	École secondaire Frenette	Saint-Jérôme	Laurentides	Public	French	61.2	52.4
233 / 462	11 / 20	École polyvalente Jonquière	Jonquière	Saguenay-Lac-Saint-Jean	Public	French	61.2	46.6
236 / 462	4 / 13	École Monseigneur-Scheffer	Blanc-Sablon	Côte-Nord	Public	French	61.1	53.3
237 / 462	9 / 20	École secondaire du Versant	Gatineau	Outaouais	Public	French	61.0	51.6
238 / 462	55 / 115	École Sophie-Barat	Montréal	Montréal	Public	French	60.5	61.3
239 / 462	17 / 41	École Dollard-des-Ormeaux	Shannon	Québec-Capitale-Nationale	Public	English	60.4	61.5
240 / 462	14 / 22	Collège Mont Notre-Dame	Sherbrooke	Estrie	Private	French	60.3	82.9
241 / 462	10 / 20	École secondaire Mont-Bleu	Gatineau	Outaouais	Public	French	60.2	51.5
241 / 462	35 / 64	École secondaire Massey-Vanier	Cowansville	Montérégie	Public	English	60.2	48.3
243 / 462	11 / 20	École polyvalente Le Carrefour	Gatineau	Outaouais	Public	French	60.1	51.1
244 / 462	36 / 64	École Massey-Vanier	Cowansville	Montérégie	Public	French	60.0	58.4
244 / 462	5 / 11	École Marcel-Raymond	Lorrainville	Abitibi-Témiscamingue	Public	French	60.0	56.5
246 / 462	5 / 13	École Jean-du-Nord / Manikoutai	Sept-Îles	Côte-Nord	Public	French	59.9	52.7
247 / 462	18 / 41	Collège Saint-Charles-Garnier	Québec	Québec-Capitale-Nationale	Private	French	59.5	88.2
248 / 462	37 / 64	Collège Antoine-Girouard	Saint-Hyacinthe	Montérégie	Private	French	59.2	79.5
248 / 462	19 / 41	École secondaire La Camaradière	Québec	Québec-Capitale-Nationale	Public	French	59.2	57.7
248 / 462	20 / 26	Polyvalente de Thetford Mines	Thetford Mines	Chaudière-Appalaches	Public	French	59.2	52.5
251 / 462	20 / 41	École secondaire Louis-Jobin	Saint-Raymond	Québec-Capitale-Nationale	Public	French	59.1	57.4
251 / 462	21 / 26	École secondaire A.S. Johnson Memorial	Thetford Mines	Chaudière-Appalaches	Public	English	59.1	52.9
253 / 462	38 / 64	École St. Johns	Saint-Jean-sur-Richelieu	Montérégie	Public	English	59.0	56.6
254 / 462	13 / 16	Séminaire Sainte-Marie	Shawinigan	Mauricie	Private	French	58.9	77.4
254 / 462	18 / 27	École l'Horizon	Repentigny	Lanaudière	Public	French	58.9	54.2
254 / 462	12 / 20	École Hormisdas-Gamelin	Gatineau	Outaouais	Public	French	58.9	52.8
257 / 462	56 / 115	École Louis-Joseph-Papineau	Montréal	Montréal	Public	French	58.6	39.2
258 / 462	21 / 41	Polyvalente de Charlesbourg	Québec	Québec-Capitale-Nationale	Public	French	58.1	54.9
259 / 462	12 / 25	Académie Laurentienne	Val-Morin	Laurentides	Private	French	58.0	75.0
259 / 462	10 / 12	École secondaire du Littoral	Grande-Rivière	Gaspésie-Îles-de-la-Madeleine	Public	French	58.0	45.1
261 / 462	13 / 25	École polyvalente Saint-Joseph	Mont-Laurier	Laurentides	Public	French	57.9	50.2

262 / 462	57 / 115	École Marguerite-De Lajemmerais	Montréal	Montréal	Public	French	57.8	58.2
262 / 462	39 / 64	École Arthur-Pigeon	Huntingdon	Montérégie	Public	French	57.8	48.7
264 / 462	22 / 41	École secondaire Roger-Comtois	Québec	Québec-Capitale-Nationale	Public	French	57.7	55.8
264 / 462	58 / 115	École Monseigneur-Richard	Montréal	Montréal	Public	French	57.7	51.3
266 / 462	19 / 27	École Léopold-Gravel	Terrebonne	Lanaudière	Public	French	57.6	58.9
266 / 462	15 / 22	Polyvalente Louis-Saint-Laurent	East Angus	Estrie	Public	French	57.6	52.3
266 / 462	6 / 13	Polyvalente des Rivières	Forestville	Côte-Nord	Public	French	57.6	45.2
269 / 462	59 / 115	Collège de Montréal	Montréal	Montréal	Private	French	56.9	83.6
269 / 462	6 / 11	École secondaire La Concorde	Senneterre	Abitibi-Témiscamingue	Public	French	56.9	48.6
271 / 462	23 / 41	Externat Saint-Jean-Eudes	Québec	Québec-Capitale-Nationale	Private	French	56.6	79.4
271 / 462	40 / 64	École secondaire Soulanges	Saint-Polycarpe	Montérégie	Public	French	56.6	53.3
273 / 462	60 / 115	Queen of Angels Academy	Dorval	Montréal	Private	English	56.4	83.8
273 / 462	22 / 26	École secondaire de Saint-Anselme	Saint-Anselme	Chaudière-Appalaches	Public	French	56.4	50.8
275 / 462	16 / 22	Séminaire de Sherbrooke	Sherbrooke	Estrie	Private	French	56.2	80.8
276 / 462	6 / 15	École Marie-Rivier	Drummondville	Centre-du-Québec	Public	French	56.1	54.0
276 / 462	24 / 41	École Boudreau	Québec	Québec-Capitale-Nationale	Public	French	56.1	10.8
278 / 462	7 / 15	École secondaire Le tandem boisé	Victoriaville	Centre-du-Québec	Public	French	56.0	52.6
279 / 462	25 / 41	Académie St-Louis (Québec)	Québec	Québec-Capitale-Nationale	Private	French	55.9	79.8
280 / 462	12 / 20	École secondaire de l'Odysée	Saguenay	Saguenay-Lac-Saint-Jean	Public	French	55.7	55.4
281 / 462	26 / 41	École de la Courvilleoise	Québec	Québec-Capitale-Nationale	Public	French	55.5	56.6
281 / 462	23 / 26	École secondaire Louis-Jacques-Casault	Montmagny	Chaudière-Appalaches	Public	French	55.5	43.9
283 / 462	13 / 20	École Dr. Wilbert Keon	L'Isle-aux-Allumettes	Outaouais	Public	English	55.3	48.9
284 / 462	61 / 115	Lower Canada College	Montréal	Montréal	Private	English	55.2	91.9
284 / 462	27 / 41	École Joseph-François-Perrault	Québec	Québec-Capitale-Nationale	Public	French	55.2	57.4
284 / 462	14 / 20	École polyvalente de l'Érablière	Gatineau	Outaouais	Public	French	55.2	53.5
287 / 462	15 / 20	Collège préuniversitaire Nouvelles Frontières	Gatineau	Outaouais	Private	French	55.1	76.1
287 / 462	24 / 26	École secondaire Bon-Pasteur	L'Islet	Chaudière-Appalaches	Public	French	55.1	51.8
289 / 462	8 / 14	École Georges-Vanier	Laval	Laval	Public	French	54.9	54.1
290 / 462	8 / 15	Collège Notre-Dame-de-l'Assomption	Nicolet	Centre-du-Québec	Private	French	54.8	71.2
290 / 462	20 / 27	École des Rives	Terrebonne	Lanaudière	Public	French	54.8	51.3
292 / 462	62 / 115	École chrétienne Emmanuel	Dollard-Des Ormeaux	Montréal	Private	English	54.7	74.9
293 / 462	28 / 41	Collège de Champigny	Québec	Québec-Capitale-Nationale	Private	French	54.6	75.8
294 / 462	21 / 27	École des Trois-Saisons	Terrebonne	Lanaudière	Public	French	54.3	55.2
294 / 462	21 / 27	École Félix-Leclerc	Repentigny	Lanaudière	Public	French	54.3	54.5
296 / 462	9 / 15	École secondaire Les Seigneuries	Saint-Pierre-les-Becquets	Centre-du-Québec	Public	French	54.2	48.9
297 / 462	29 / 41	École secondaire de Neufchâtel	Québec	Québec-Capitale-Nationale	Public	French	54.1	56.4
298 / 462	13 / 20	Juvénat Saint-Jean	Dolbeau-Mistassini	Saguenay-Lac-Saint-Jean	Private	French	54.0	74.5
298 / 462	9 / 14	École Curé-Antoine-Labelle	Laval	Laval	Public	French	54.0	49.1

300 / 462	63 / 115	École secondaire Dorval-Jean XXIII	Dorval	Montréal	Public	French	53.9	51.0
301 / 462	64 / 115	Collège Vincent Massey	Montréal	Montréal	Public	English	53.8	77.3
301 / 462	64 / 115	École secondaire John Rennie	Pointe-Claire	Montréal	Public	English	53.8	62.8
301 / 462	12 / 14	École polyvalente La Pocatière	La Pocatière	Bas-Saint-Laurent	Public	French	53.8	44.8
304 / 462	7 / 11	Polyvalente Le Carrefour	Val-d'Or	Abitibi-Témiscamingue	Public	French	53.6	52.1
305 / 462	41 / 64	École Louis-Philippe-Paré	Châteauguay	Montérégie	Public	French	53.4	49.3
306 / 462	42 / 64	Collège Bourget	Rigaud	Montérégie	Private	French	53.2	75.4
306 / 462	14 / 25	Académie Sainte-Agathe	Sainte-Agathe-des-Monts	Laurentides	Public	English	53.2	53.1
306 / 462	42 / 64	Polyvalente Hyacinthe-Delorme	Saint-Hyacinthe	Montérégie	Public	French	53.2	51.3
309 / 462	66 / 115	École secondaire Laurier Macdonald	Montréal	Montréal	Public	English	53.1	58.6
309 / 462	30 / 41	École Jean-de-Brébeuf	Québec	Québec-Capitale-Nationale	Public	French	53.1	51.9
311 / 462	14 / 16	Séminaire Saint-Joseph	Trois-Rivières	Mauricie	Private	French	53.0	75.9
311 / 462	67 / 115	École secondaire Westmount	Westmount	Montréal	Public	English	53.0	53.4
313 / 462	15 / 25	École secondaire du Harfang	Sainte-Anne-des-Plaines	Laurentides	Public	French	52.6	47.4
314 / 462	31 / 41	École secondaire Les Compagnons-de-Cartier	Québec	Québec-Capitale-Nationale	Public	French	52.5	60.3
315 / 462	68 / 115	École Jeanne-Mance	Montréal	Montréal	Public	French	52.4	40.5
316 / 462	16 / 25	Externat Sacré-Coeur	Rosemère	Laurentides	Private	French	52.3	77.6
316 / 462	8 / 11	École secondaire Le Tremplin	Malartic	Abitibi-Témiscamingue	Public	French	52.3	49.2
318 / 462	69 / 115	Bialik High School (English section)	Côte-Saint-Luc	Montréal	Private	English	52.2	86.1
319 / 462	70 / 115	École Maimonide (campus Parkhaven)	Côte-Saint-Luc	Montréal	Private	French	52.1	72.6
319 / 462	14 / 20	École Jean-Gauthier	Alma	Saguenay-Lac-Saint-Jean	Public	French	52.1	48.5
321 / 462	71 / 115	Loyola High School	Montréal	Montréal	Private	English	52.0	83.7
321 / 462	71 / 115	Académie Kuper	Kirkland	Montréal	Private	English	52.0	79.6
321 / 462	44 / 64	Collège Charles-Lemoine (Campus Ville de Sainte-Catherine II)	Sainte-Catherine	Montérégie	Private	French	52.0	75.4
321 / 462	9 / 11	École polyvalente de la Forêt	Amos	Abitibi-Témiscamingue	Public	French	52.0	51.7
321 / 462	17 / 25	École secondaire Henri-Dunant	Blainville	Laurentides	Public	French	52.0	51.7
326 / 462	10 / 11	École D'Iberville	Rouyn-Noranda	Abitibi-Témiscamingue	Public	French	51.8	50.1
327 / 462	32 / 41	Séminaire Saint-François	Saint-Augustin-de-Desmaures	Québec-Capitale-Nationale	Private	French	51.7	82.8
328 / 462	45 / 64	École Jacques-Rousseau	Longueuil	Montérégie	Public	French	51.6	51.4
328 / 462	23 / 27	École Paul-Arseneau	L'Assomption	Lanaudière	Public	French	51.6	50.8
328 / 462	73 / 115	École Amos	Montréal-Nord	Montréal	Public	French	51.6	7.8
331 / 462	17 / 22	Séminaire Salésien	Sherbrooke	Estrie	Private	French	51.5	77.8
331 / 462	33 / 41	École Samuel-De Champlain	Québec	Québec-Capitale-Nationale	Public	French	51.5	44.7
333 / 462	25 / 26	Polyvalente de Disraeli	Thetford Mines	Chaudière-Appalaches	Public	French	51.1	46.4
334 / 462	74 / 115	Sacred Heart School of Montreal	Montréal	Montréal	Private	English	50.9	83.2
335 / 462	10 / 15	Collège Clarétain	Victoriaville	Centre-du-Québec	Private	French	50.7	74.6
335 / 462	16 / 20	École Louis-Joseph-Papineau	Papineauville	Outaouais	Public	French	50.7	46.6
337 / 462	18 / 25	École polyvalente Lavigne	Lachute	Laurentides	Public	French	50.6	45.7

338 / 462	75 / 115	École Saint-Henri	Montréal	Montréal	Public	French	50.5	33.8
339 / 462	34 / 41	École secondaire François-Bourrin	Québec	Québec-Capitale-Nationale	Private	French	50.2	74.3
340 / 462	46 / 64	Collège Saint-Paul	Varenes	Montérégie	Private	French	50.1	78.3
340 / 462	76 / 115	École Chomedey-De Maisonneuve	Montréal	Montréal	Public	French	50.1	32.4
342 / 462	77 / 115	École des Sources	Dollard-Des Ormeaux	Montréal	Public	French	50.0	51.9
342 / 462	47 / 64	École secondaire Fernand-Lefebvre	Sorel-Tracy	Montérégie	Public	French	50.0	48.5
344 / 462	35 / 41	Séminaire des Pères Maristes	Québec	Québec-Capitale-Nationale	Private	French	49.9	84.2
345 / 462	78 / 115	École secondaire Jeanne-Normandin	Montréal	Montréal	Private	French	49.8	71.6
346 / 462	79 / 115	Collège de l'Ouest de l'Île	Dollard-Des Ormeaux	Montréal	Private	French & English	49.6	80.1
346 / 462	15 / 16	École secondaire le Tremplin	Sainte-Geneviève-de-Batiscan	Mauricie	Public	French	49.6	53.1
346 / 462	11 / 15	École Jean-Raimbault	Drummondville	Centre-du-Québec	Public	French	49.6	51.2
346 / 462	48 / 64	École de la Baie-Saint-François	Salaberry-de-Valleyfield	Montérégie	Public	French	49.6	47.5
350 / 462	19 / 25	École secondaire Lucille-Teasdale	Blainville	Laurentides	Public	French	49.5	52.7
351 / 462	80 / 115	Villa Sainte-Marcelline	Westmount	Montréal	Private	French	49.3	85.1
352 / 462	81 / 115	Académie Marymount	Montréal	Montréal	Public	English	49.2	48.6
353 / 462	49 / 64	École secondaire Saint-Joseph de Saint-Hyacinthe	Saint-Hyacinthe	Montérégie	Private	French	49.0	69.8
354 / 462	15 / 20	École régionale Riverside	Saguenay	Saguenay-Lac-Saint-Jean	Public	English	48.9	47.1
355 / 462	13 / 14	École secondaire Chanoine-Beaudet	Saint-Pascal	Bas-Saint-Laurent	Public	French	48.7	45.6
356 / 462	50 / 64	École secondaire de la Cité-des-Jeunes	Vaudreuil-Dorion	Montérégie	Public	French	48.5	50.1
357 / 462	12 / 15	Collège Saint-Bernard	Drummondville	Centre-du-Québec	Private	French	48.4	72.2
358 / 462	82 / 115	Collège Ville-Marie	Montréal	Montréal	Private	French	48.3	70.0
358 / 462	18 / 22	École du Triolet	Sherbrooke	Estrie	Public	French	48.3	54.3
360 / 462	10 / 14	École Saint-Maxime	Laval	Laval	Public	French	48.0	41.7
361 / 462	16 / 20	Lycée du Saguenay	Saguenay	Saguenay-Lac-Saint-Jean	Private	French	47.9	74.8
361 / 462	2 / 6	École La Taïga	Lebel-sur-Quévillon	Nord-du-Québec	Public	French	47.9	45.9
363 / 462	51 / 64	École secondaire du Verbe Divin	Granby	Montérégie	Private	French	47.6	64.9
363 / 462	51 / 64	École secondaire du Chêne-Bleu	Pincourt	Montérégie	Public	French	47.6	49.4
365 / 462	17 / 20	École secondaire Grande-Rivière	Gatineau	Outaouais	Public	French	47.3	50.6
366 / 462	20 / 25	École secondaire régionale Laurentian	Lachute	Laurentides	Public	English	47.2	52.4
367 / 462	83 / 115	Trafalgar School for Girls	Montréal	Montréal	Private	English	47.1	85.3
368 / 462	84 / 115	École Selwyn House (campus 2)	Westmount	Montréal	Private	English	47.0	90.6
369 / 462	26 / 26	Polyvalente des Appalaches	Sainte-Justine	Chaudière-Appalaches	Public	French	46.3	49.8
370 / 462	85 / 115	École FACE	Montréal	Montréal	Public	French	46.0	70.1
371 / 462	11 / 14	École Horizon Jeunesse	Laval	Laval	Public	French	45.7	49.0
372 / 462	86 / 115	Académie Michèle-Provost	Montréal	Montréal	Private	French	45.6	68.7
373 / 462	18 / 20	Cité étudiante de la Haute-Gatineau	Maniwaki	Outaouais	Public	French	45.4	37.2
374 / 462	13 / 15	École La Poudrière	Drummondville	Centre-du-Québec	Public	French	45.3	49.9
375 / 462	24 / 27	École Pierre-de-Lestage	Berthierville	Lanaudière	Public	French	45.2	45.2

376 / 462	21 / 25	École Saint-Gabriel	Sainte-Thérèse	Laurentides	Public	French	45.1	60.6
377 / 462	25 / 27	École de la Rive	Lavaltrie	Lanaudière	Public	French	44.6	40.4
378 / 462	87 / 115	Collège Mont-Royal	Montréal	Montréal	Private	French	44.5	72.5
379 / 462	88 / 115	Polyvalente Pierrefonds	Pierrefonds	Montréal	Public	English	44.2	57.2
380 / 462	89 / 115	Académie Adventiste Greaves	Montréal	Montréal	Private	English	44.0	54.3
381 / 462	36 / 41	École Le Sommet	Québec	Québec-Capitale-Nationale	Public	French	43.8	42.9
382 / 462	19 / 22	Collège du Mont-Sainte-Anne	Sherbrooke	Estrie	Private	French	43.2	67.7
383 / 462	17 / 20	Séminaire de Chicoutimi	Saguenay	Saguenay-Lac-Saint-Jean	Private	French	43.0	72.5
383 / 462	53 / 64	École Beaulieu	Saint-Jean-sur-Richelieu	Montérégie	Public	French	43.0	48.6
385 / 462	12 / 14	Collège Letendre	Laval	Laval	Private	French	42.7	69.9
386 / 462	13 / 14	École Leblanc	Laval	Laval	Public	French	42.1	35.7
386 / 462	54 / 64	École Gérard-Filion	Longueuil	Montérégie	Public	French	42.1	31.7
388 / 462	55 / 64	École secondaire du Mont-Bruno	Saint-Bruno-de-Montarville	Montérégie	Public	French	42.0	49.5
388 / 462	19 / 20	École secondaire D'Arcy McGee	Gatineau	Outaouais	Public	English	42.0	48.8
388 / 462	3 / 6	École Le Filon	Chapais	Nord-du-Québec	Public	French	42.0	48.4
391 / 462	56 / 64	École Saint-Jean-Baptiste	Longueuil	Montérégie	Public	French	41.8	45.1
392 / 462	26 / 27	École du Havre-Jeunesse	Sainte-Julienne	Lanaudière	Public	French	41.5	31.8
393 / 462	90 / 115	École Dalbé-Viau	Montréal	Montréal	Public	French	41.3	40.0
394 / 462	57 / 64	Collège Charles-Lemoyne (Campus Longueuil II)	Longueuil	Montérégie	Private	French	41.2	69.8
394 / 462	91 / 115	École Cavalier-De LaSalle	Montréal	Montréal	Public	French	41.2	44.3
396 / 462	58 / 64	École secondaire le Tremplin	Chambly	Montérégie	Public	French	41.0	38.9
397 / 462	11 / 12	École Polyvalente de Bonaventure	Bonaventure	Gaspésie-Îles-de-la-Madeleine	Public	English	40.9	33.4
398 / 462	37 / 41	Collège Saint-Alphonse	Saint-Tite-des-Caps	Québec-Capitale-Nationale	Private	French	40.7	50.7
399 / 462	12 / 12	École Antoine-Roy	Gaspé	Gaspésie-Îles-de-la-Madeleine	Public	French	40.5	45.9
400 / 462	4 / 6	École La Porte-du-Nord	Chibougamau	Nord-du-Québec	Public	French	40.4	48.0
401 / 462	22 / 25	École secondaire Lake of Two Mountains	Deux-Montagnes	Laurentides	Public	English	40.3	44.1
401 / 462	20 / 20	École secondaire Philemon Wright	Gatineau	Outaouais	Public	English	40.3	43.8
403 / 462	27 / 27	Collège Champagneur	Rawdon	Lanaudière	Private	French	40.2	60.1
404 / 462	14 / 14	École Mont-de-La Salle	Laval	Laval	Public	French	39.9	39.8
405 / 462	92 / 115	École Royal Vale	Montréal	Montréal	Public	English	39.7	58.6
406 / 462	93 / 115	École secondaire Lester B. Pearson	Montréal-Nord	Montréal	Public	English	39.5	48.1
407 / 462	94 / 115	École Édouard-Montpetit	Montréal	Montréal	Public	French	39.4	42.6
407 / 462	59 / 64	Polyvalente Chanoine-Armand-Racicot	Saint-Jean-sur-Richelieu	Montérégie	Public	French	39.4	41.8
409 / 462	14 / 15	École Sainte-Anne	Daveluyville	Centre-du-Québec	Public	French	39.3	43.6
409 / 462	95 / 115	École Père-Marquette	Montréal	Montréal	Public	French	39.3	33.6
411 / 462	5 / 6	École Voyageur Memorial	Mistissini	Nord-du-Québec	Public	French, English & Native American	38.7	17.6
412 / 462	7 / 13	École secondaire Serge-Bouchard	Baie-Comeau	Côte-Nord	Public	French	38.5	43.1
413 / 462	8 / 13	École polyvalente des Berges	Les Bergeronnes	Côte-Nord	Public	French	38.3	42.9

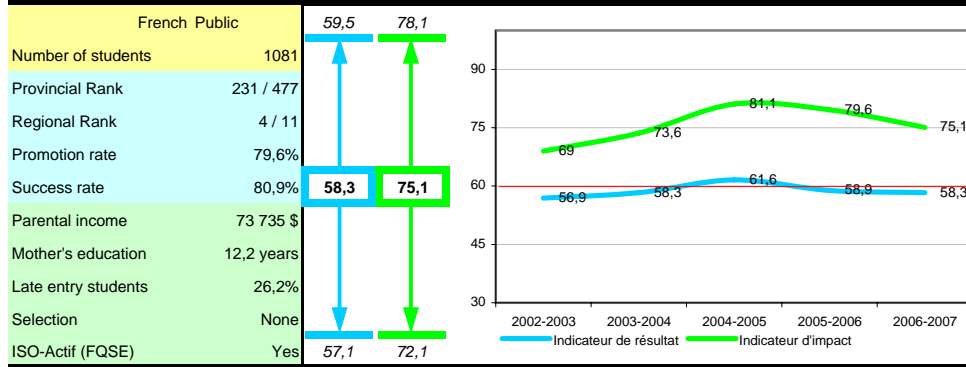
414 / 462	96 / 115	École secondaire Options II	Montréal	Montréal	Public	English	38.2	17.7
415 / 462	97 / 115	École St-Georges de Montréal (campus 1)	Montréal	Montréal	Private	English	38.0	79.6
416 / 462	98 / 115	École Georges-Vanier	Montréal	Montréal	Public	French	37.9	35.7
417 / 462	15 / 15	École secondaire La Découverte	Saint-Léonard-d'Aston	Centre-du-Québec	Public	French	37.6	40.2
418 / 462	99 / 115	Collège Rachel	Montréal	Montréal	Private	French	37.5	52.9
419 / 462	20 / 22	École secondaire de Bromptonville	Sherbrooke	Estrie	Private	French	37.0	60.5
420 / 462	18 / 20	Séminaire Marie-Reine-du-Clergé	Métabetchouan--Lac-à-la-Croix	Saguenay-Lac-Saint-Jean	Private	French	36.8	64.2
421 / 462	21 / 22	École de la Montée	Sherbrooke	Estrie	Public	French	36.3	40.9
422 / 462	23 / 25	École secondaire des Patriotes	Saint-Eustache	Laurentides	Public	French	35.6	42.4
423 / 462	100 / 115	École secondaire Riverdale	Pierrefonds	Montréal	Public	English	35.3	48.1
424 / 462	24 / 25	Polyvalente Deux-Montagnes	Deux-Montagnes	Laurentides	Public	French	35.2	40.6
425 / 462	25 / 25	École secondaire d'Oka	Oka	Laurentides	Public	French	35.1	46.3
425 / 462	25 / 25	Polyvalente Sainte-Thérèse	Sainte-Thérèse	Laurentides	Public	French	35.1	44.4
427 / 462	19 / 20	Pavillon Wilbrod-Dufour	Alma	Saguenay-Lac-Saint-Jean	Public	French	34.8	38.1
428 / 462	9 / 13	École Saint-Paul	Bonne-Espérance	Côte-Nord	Public	English	34.6	34.3
429 / 462	101 / 115	École Saint-Louis	Montréal	Montréal	Public	French	34.4	59.0
429 / 462	101 / 115	École secondaire Rosemont	Montréal	Montréal	Public	English	34.4	43.5
431 / 462	22 / 22	École secondaire régionale Alexander Galt	Sherbrooke	Estrie	Public	English	34.2	42.0
432 / 462	60 / 64	École secondaire Chambly Academy	Saint-Lambert	Montérégie	Public	English	34.0	44.8
433 / 462	103 / 115	École secondaire Beaconsfield	Beaconsfield	Montréal	Public	English	33.8	55.1
434 / 462	6 / 6	École Wiinibekuu	Waskaganish	Nord-du-Québec	Public	French, English & Native American	33.7	13.3
435 / 462	14 / 14	École le Mistral	Mont-Joli	Bas-Saint-Laurent	Public	French	33.6	39.1
436 / 462	10 / 13	Centre éducatif l'Abri	Port-Cartier	Côte-Nord	Public	French	33.4	37.5
437 / 462	61 / 64	École secondaire De Mortagne	Boucherville	Montérégie	Public	French	32.9	49.8
438 / 462	38 / 41	École de la Relance	Québec	Québec-Capitale-Nationale	Public	French	32.0	41.3
439 / 462	62 / 64	École secondaire participative l'Agora	Longueuil	Montérégie	Public	French	30.7	38.7
440 / 462	104 / 115	Polyvalente LaSalle (communautaire)	Lasalle	Montréal	Public	English	30.5	39.3
441 / 462	105 / 115	Académie Beurling	Verdun	Montréal	Public	English	30.3	45.4
442 / 462	106 / 115	École secondaire Macdonald	Sainte-Anne-de-Bellevue	Montréal	Public	English	29.7	43.1
443 / 462	107 / 115	École secondaire Lindsay Place	Pointe-Claire	Montréal	Public	English	29.4	49.4
444 / 462	108 / 115	École Honoré-Mercier	Montréal	Montréal	Public	French	29.2	33.1
445 / 462	11 / 11	École Golden Valley	Val-d'Or	Abitibi-Témiscamingue	Public	English	29.0	30.5
446 / 462	20 / 20	École Curé-Hébert	Hébertville	Saguenay-Lac-Saint-Jean	Public	French	28.5	33.1
447 / 462	39 / 41	École secondaire Q.H.S.	Québec	Québec-Capitale-Nationale	Public	English	28.1	46.8
448 / 462	63 / 64	École secondaire régionale Howard S. Billings	Châteauguay	Montérégie	Public	English	27.2	37.7
449 / 462	109 / 115	École secondaire Marie-Clarac	Montréal	Montréal	Private	French	26.6	61.5
450 / 462	40 / 41	École l'Eau-Vive	Québec	Québec-Capitale-Nationale	Private	French	26.3	57.4
451 / 462	110 / 115	Académie Centennale	Montréal	Montréal	Private	English	26.1	70.0

452 / 462	64 / 64	École secondaire Westwood (cycle 2)	Hudson	Montérégie	Public	English	23.3	45.2
453 / 462	111 / 115	Académie Lakeside	Lachine	Montréal	Public	English	22.8	39.8
454 / 462	112 / 115	Académie Kells (enseignement ordinaire) (campus 1)	Montréal	Montréal	Private	English	19.1	52.6
455 / 462	11 / 13	Polyvalente des Baies	Baie-Comeau	Côte-Nord	Public	French	17.3	33.9
456 / 462	16 / 16	Institution secondaire Montfort	Shawinigan	Mauricie	Private	French	16.2	43.1
457 / 462	113 / 115	École secondaire John F. Kennedy	Montréal	Montréal	Public	English	15.2	32.3
458 / 462	41 / 41	École secondaire Vanier	Québec	Québec-Capitale-Nationale	Public	French	14.7	25.4
459 / 462	12 / 13	École secondaire Jean-Paul II	Baie-Comeau	Côte-Nord	Private	French	14.5	50.6
460 / 462	13 / 13	École Uashkaikan	Betsiamites	Côte-Nord	Public	French & Native American	9.2	0.0
461 / 462	114 / 115	École Le Vitrail	Montréal	Montréal	Public	French	1.3	20.7
462 / 462	115 / 115	École secondaire James Lyng	Montréal	Montréal	Public	English	0.0	0.8
462 / 462	115 / 115	École Pierre-Dupuy	Montréal	Montréal	Public	French	0.0	0.0

# Abitibi-Témiscamingue

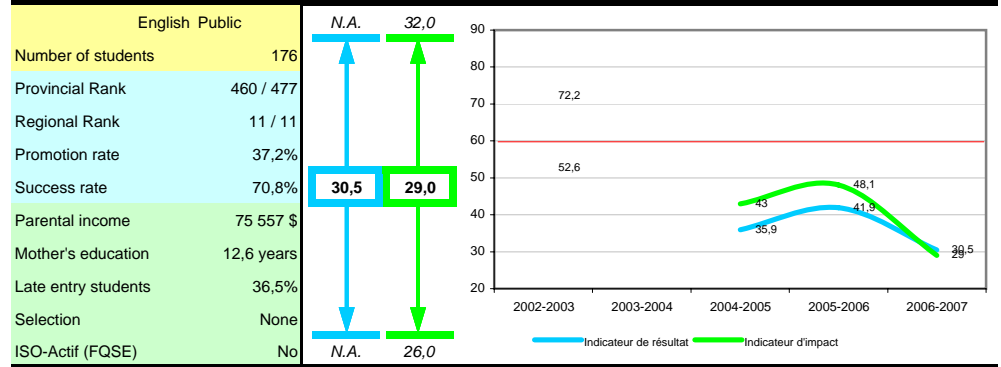
## Cité étudiante Polyno

## La Sarre



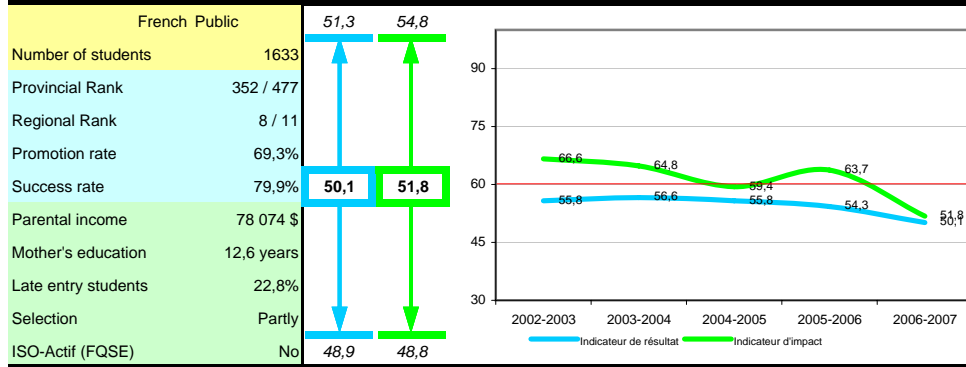
## École Golden Valley

## Val-d'Or



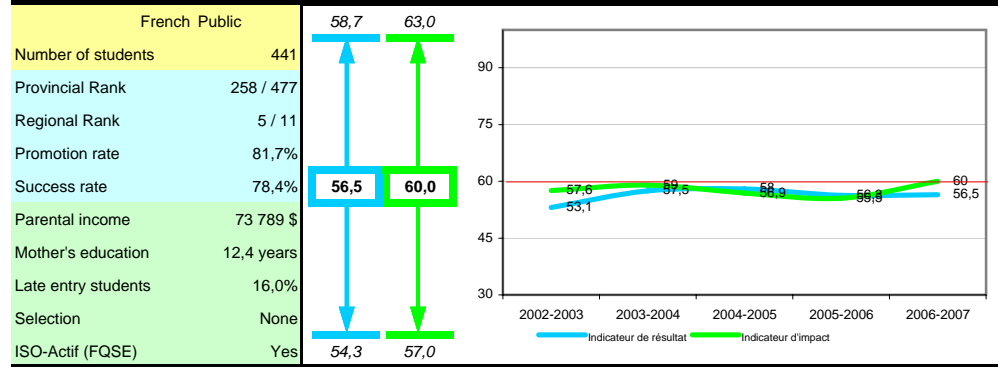
## École D'Iberville

## Rouyn-Noranda



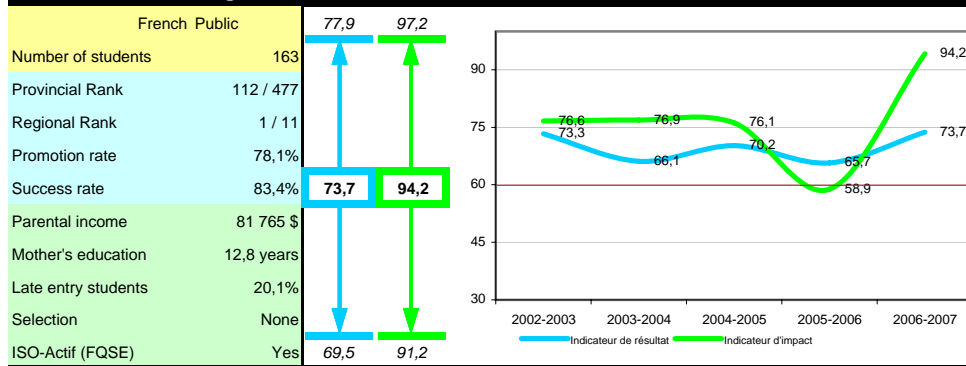
## École Marcel-Raymond

## Lorrainville



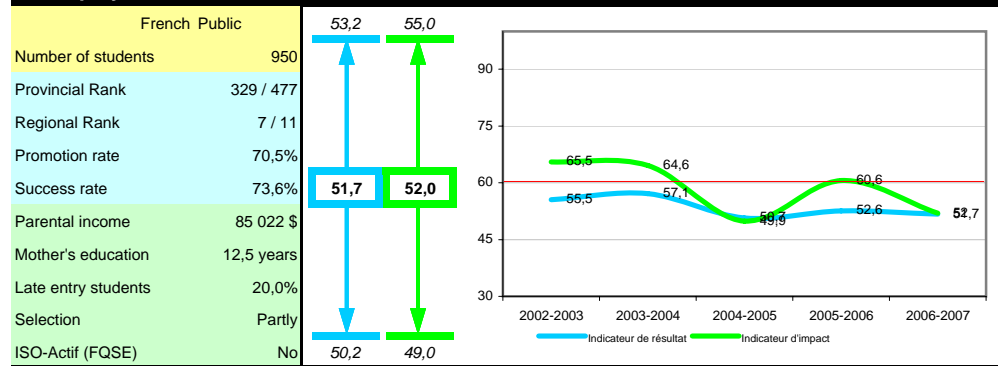
## École Gilbert-Théberge

## Témiscaming

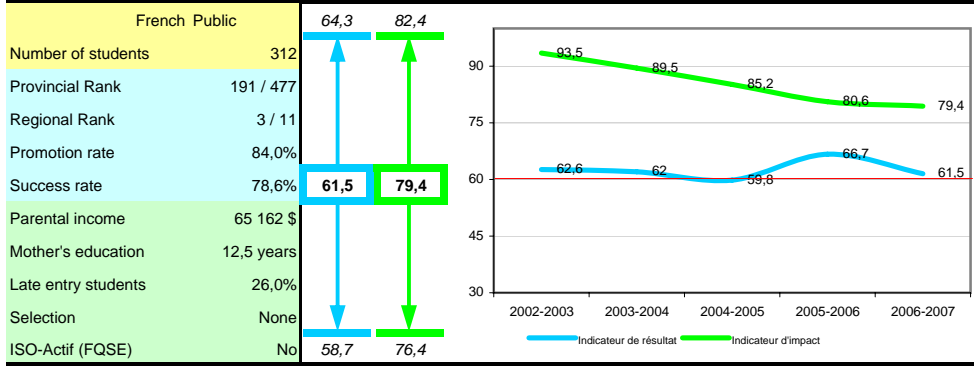


## École polyvalente de la Forêt

## Amos

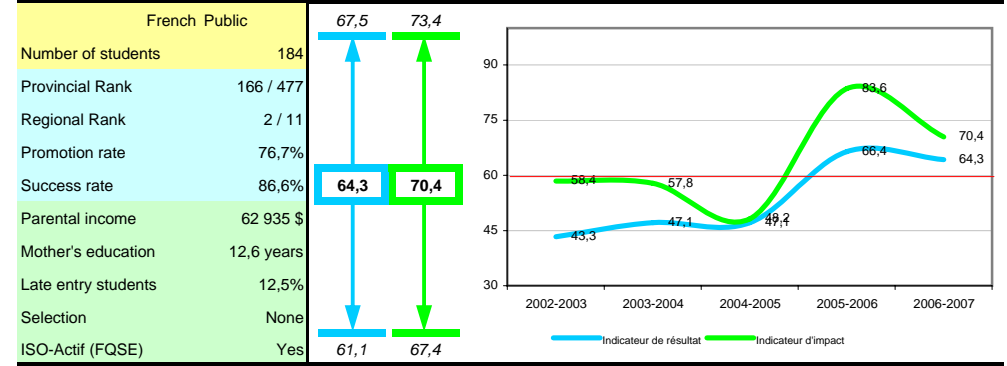


### École Rivière-des-Quinze



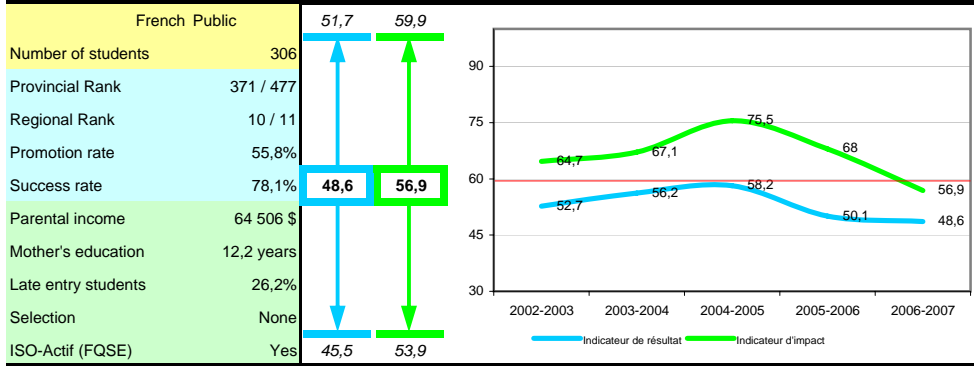
### Notre-Dame-du-Nord

### École secondaire Natagan



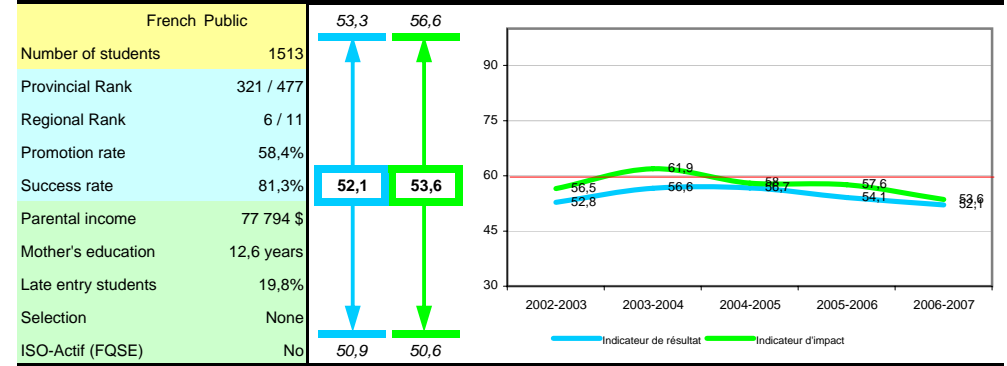
### Barraute

### École secondaire La Concorde



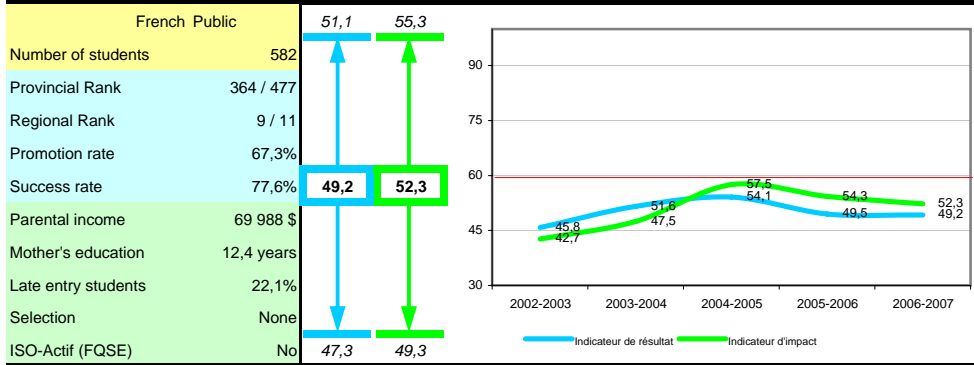
### Senneterre

### Polyvalente Le Carrefour



### Val-d'Or

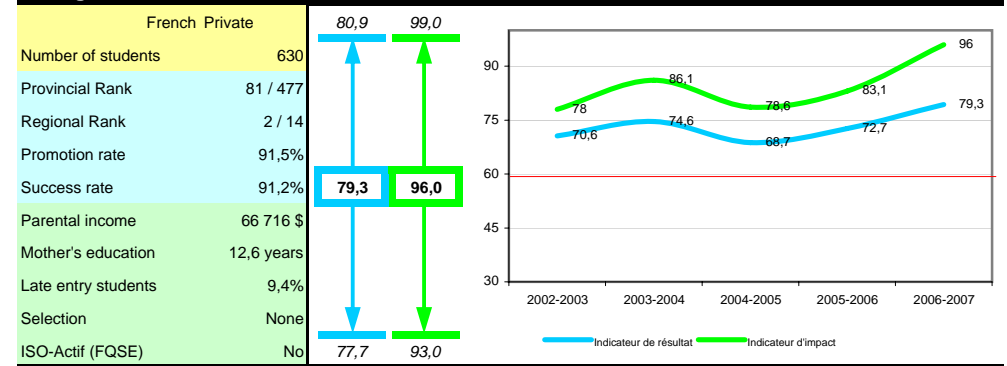
### École secondaire Le Tremplin



### Malartic

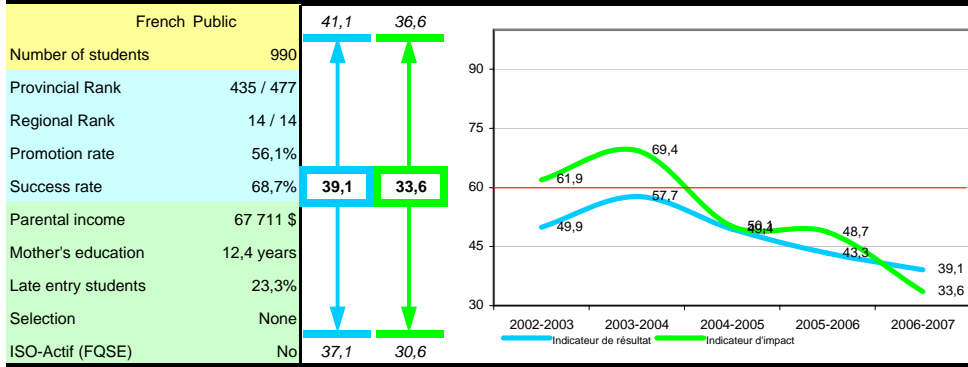
### Bas-Saint-Laurent

### Collège de Sainte-Anne-de-La-Pocatière

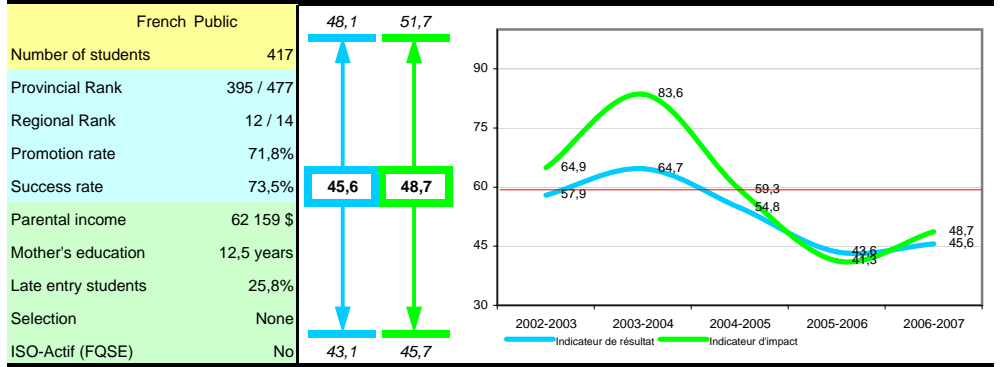


### La Pocatière

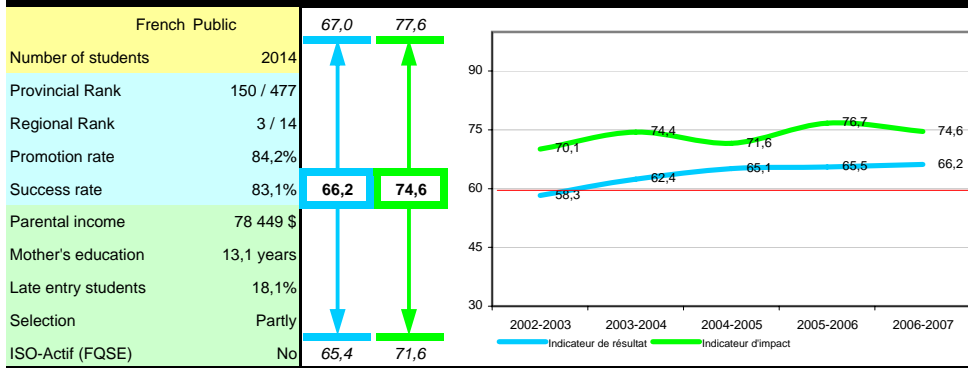
**École le Mistral** **Mont-Joli**



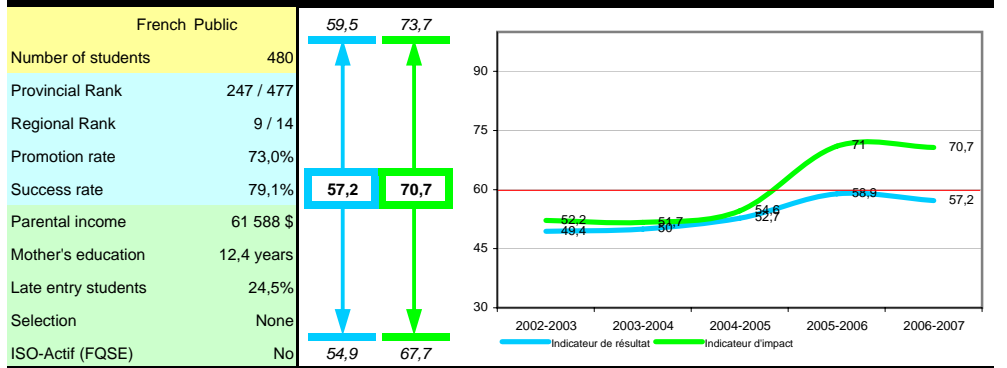
**École secondaire Chanoine-Beaudet** **Saint-Pascal**



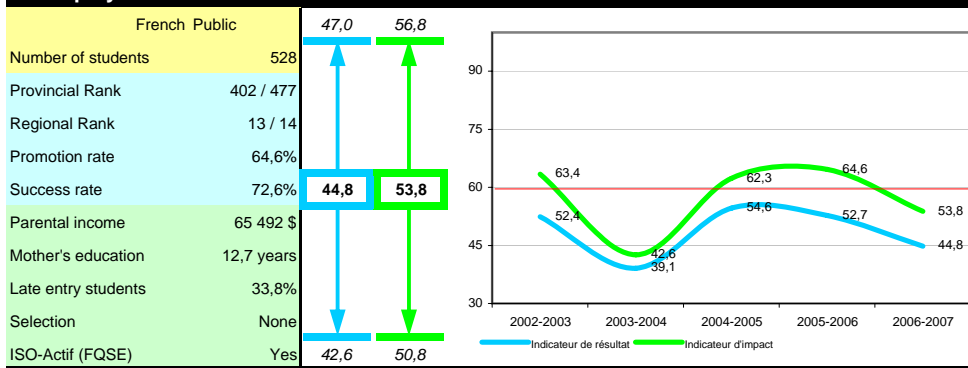
**École Paul-Hubert** **Rimouski**



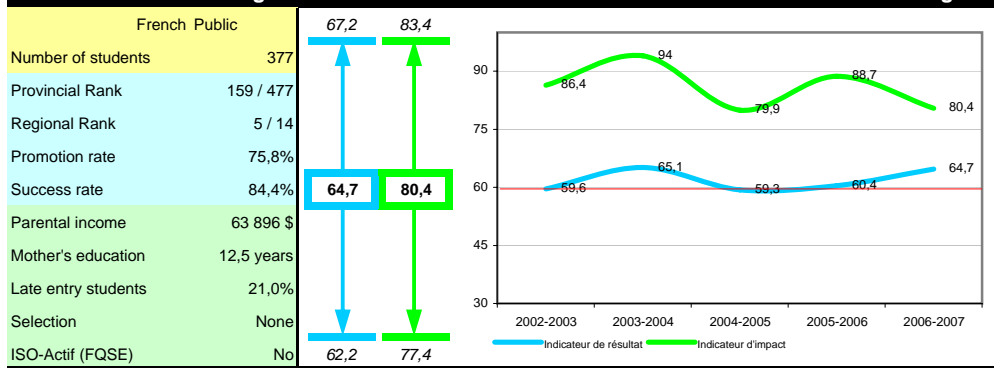
**École secondaire de Cabano** **Cabano**

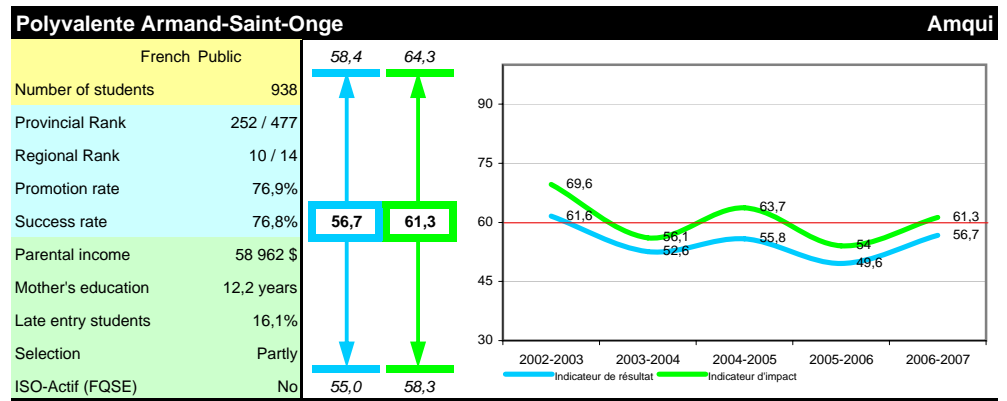
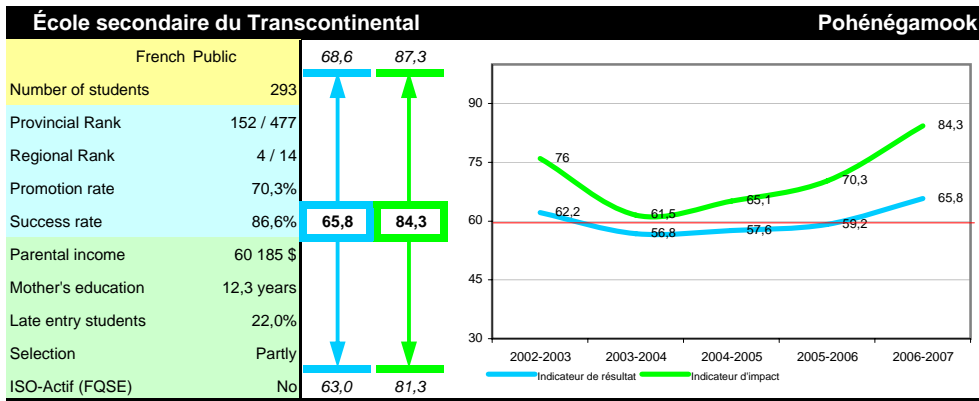
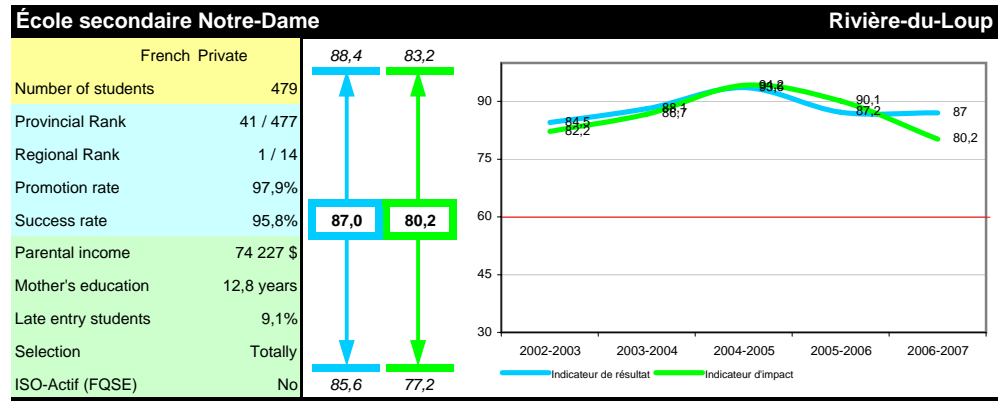
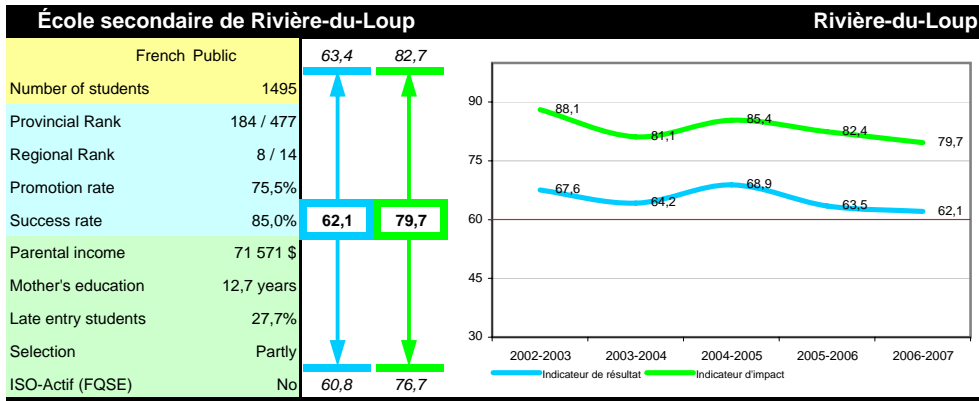
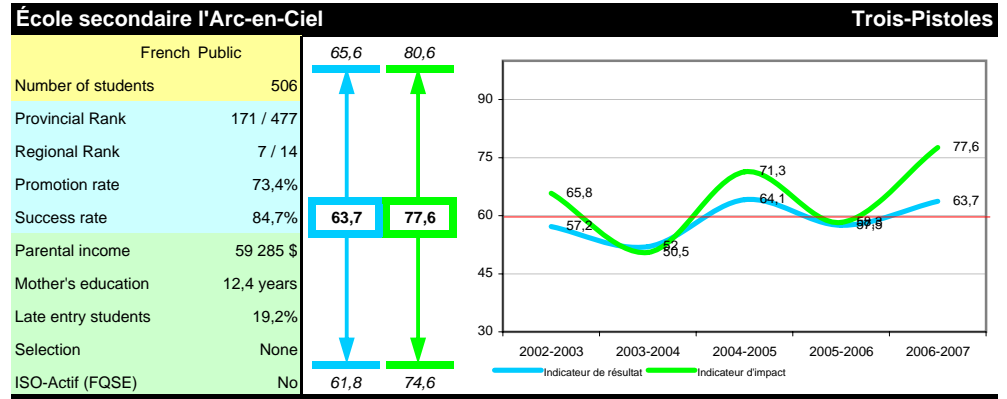
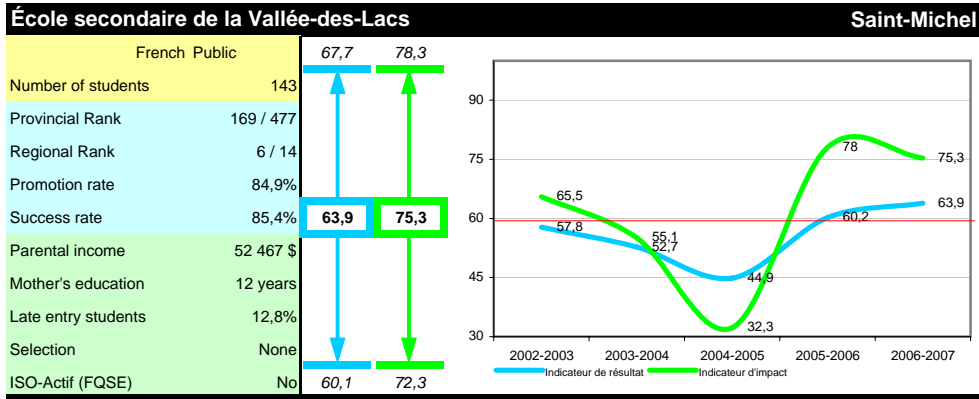


**École polyvalente La Pocatière** **La Pocatière**



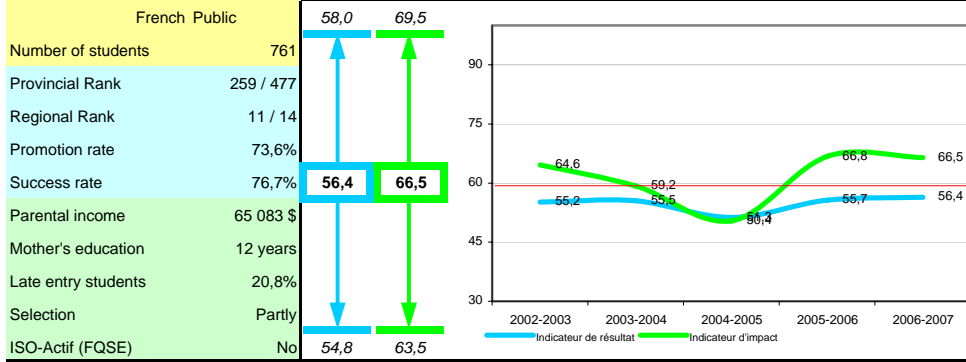
**École secondaire de Dégelis** **Dégelis**





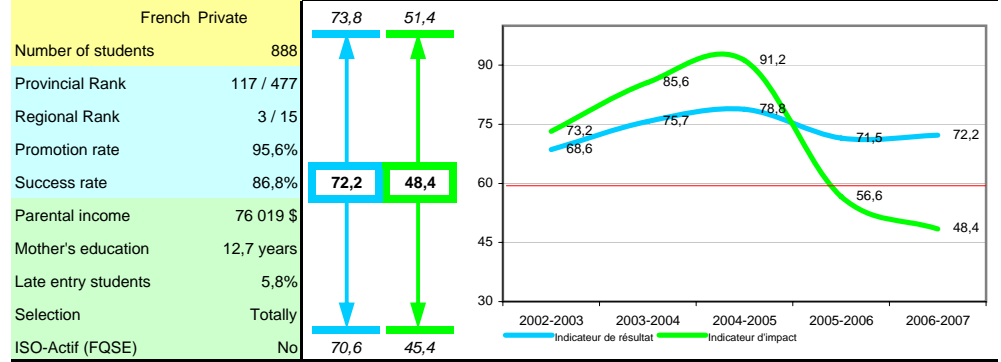
### Polyvalente de Matane

Matane



### Collège Saint-Bernard

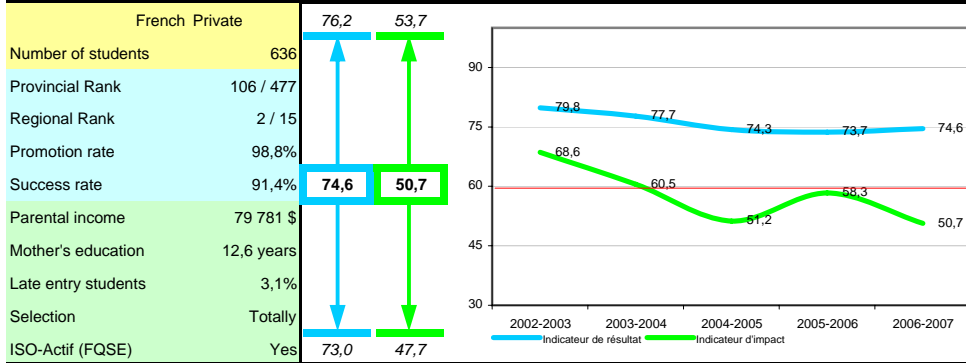
Drummondville



### Centre-du-Québec

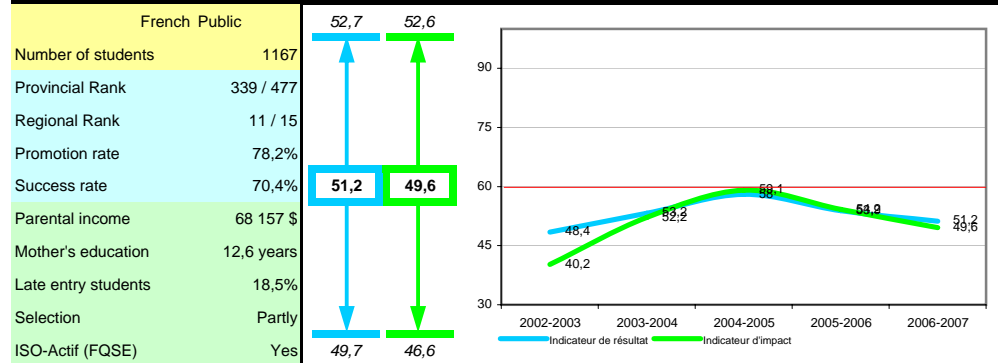
#### Collège Clarétain

Victoriaville



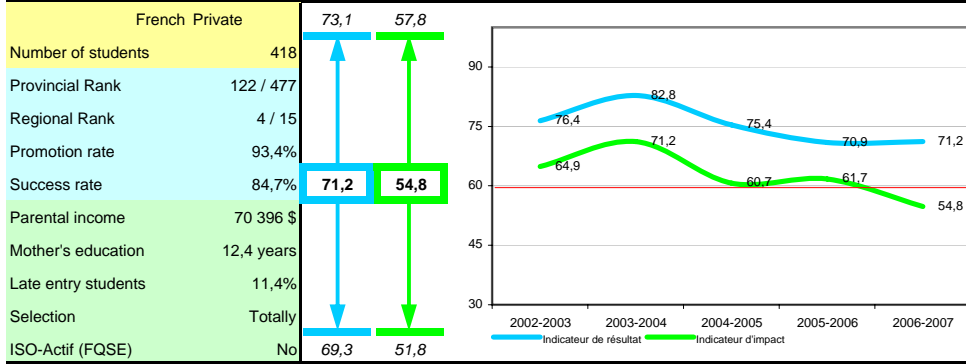
#### École Jean-Raimbault

Drummondville



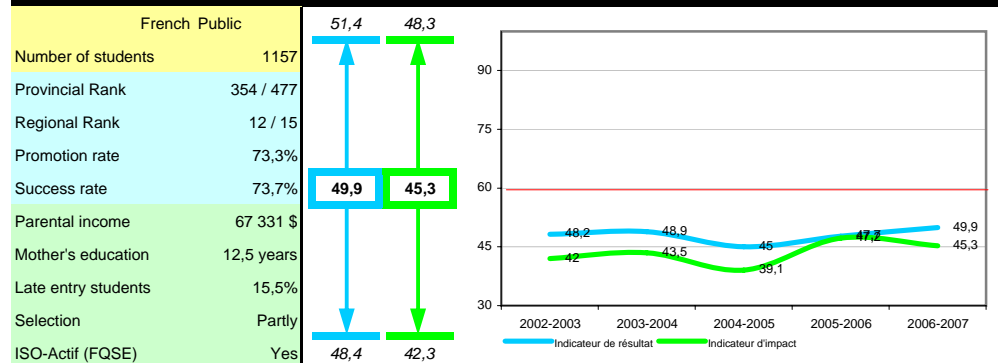
#### Collège Notre-Dame-de-l'Assomption

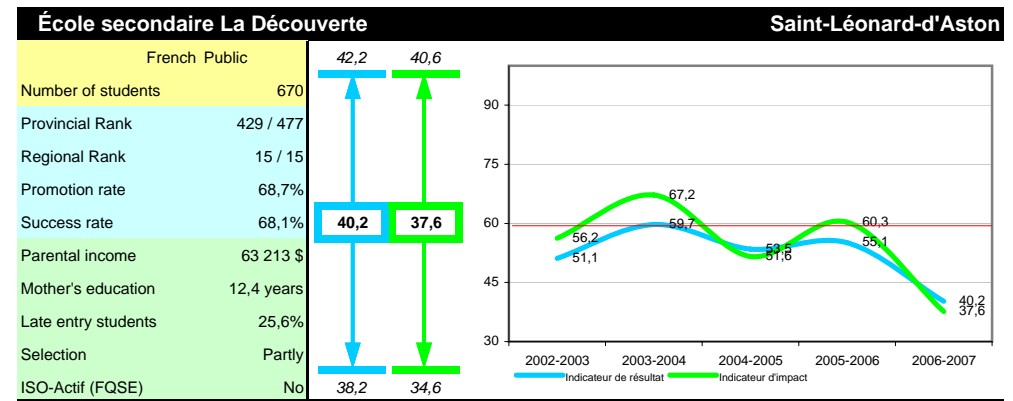
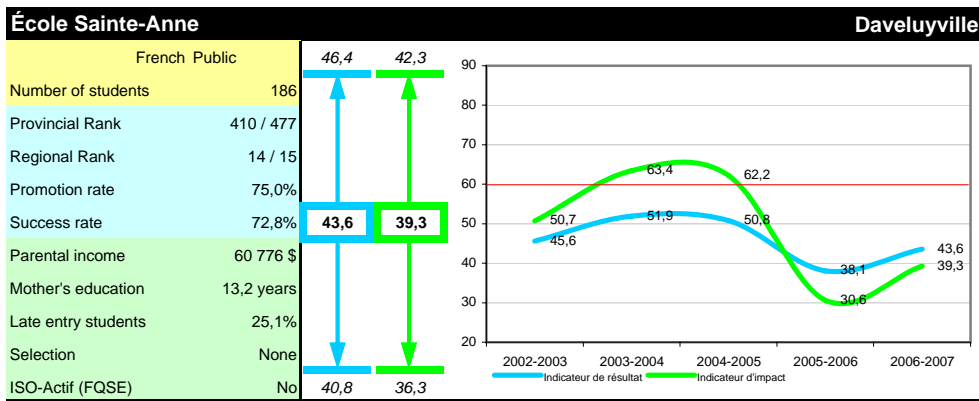
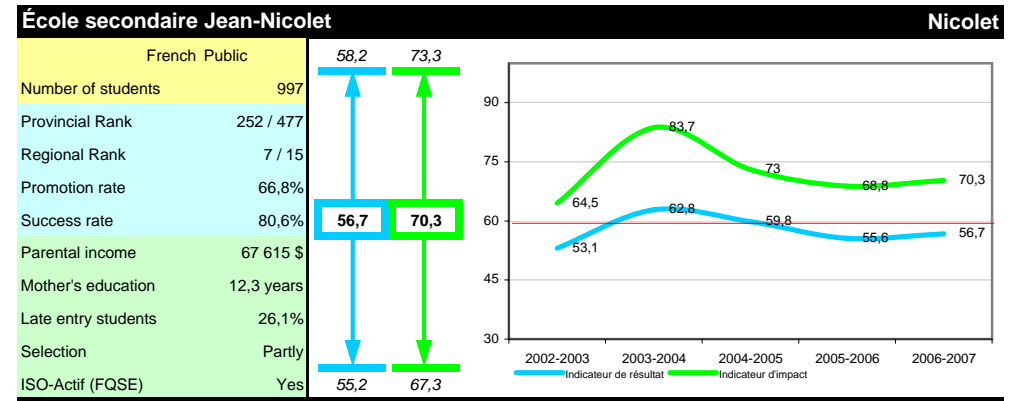
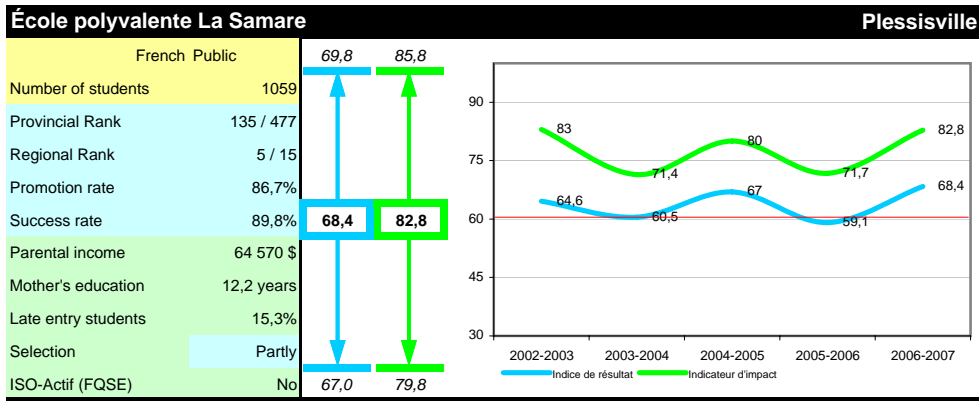
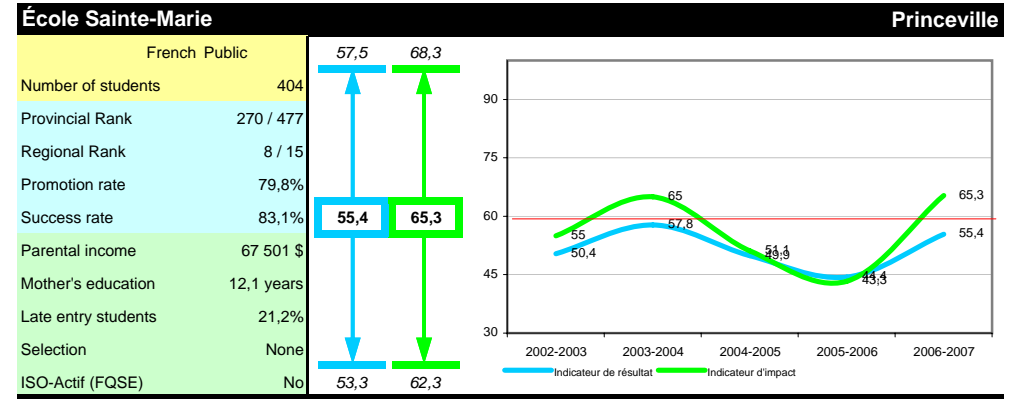
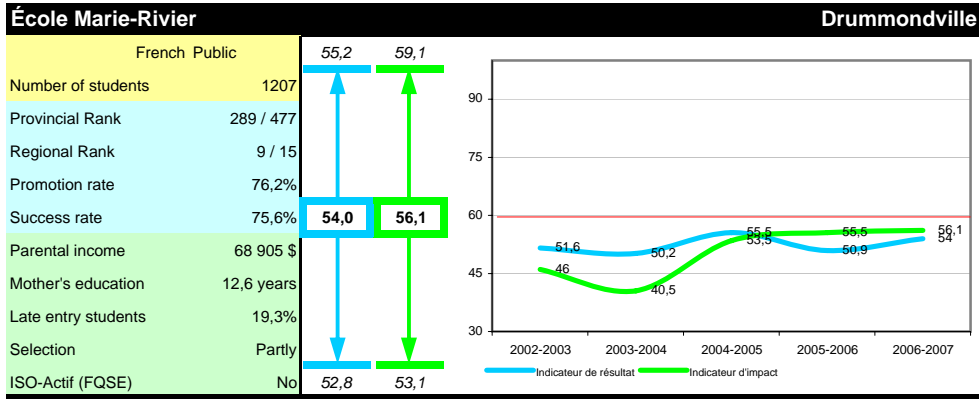
Nicolet



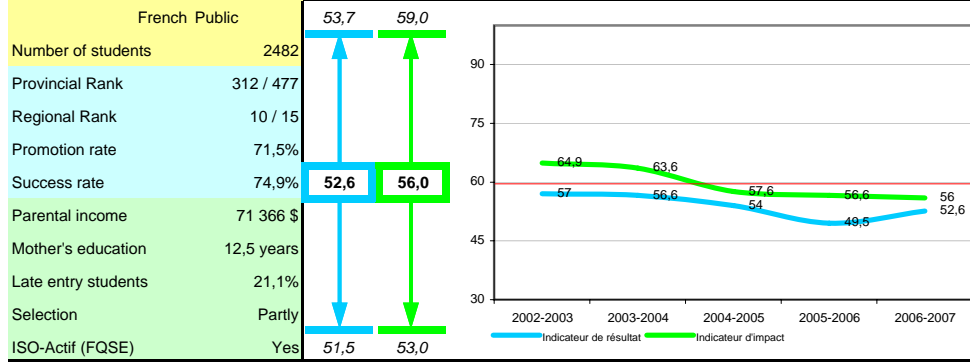
#### École La Poudrière

Drummondville

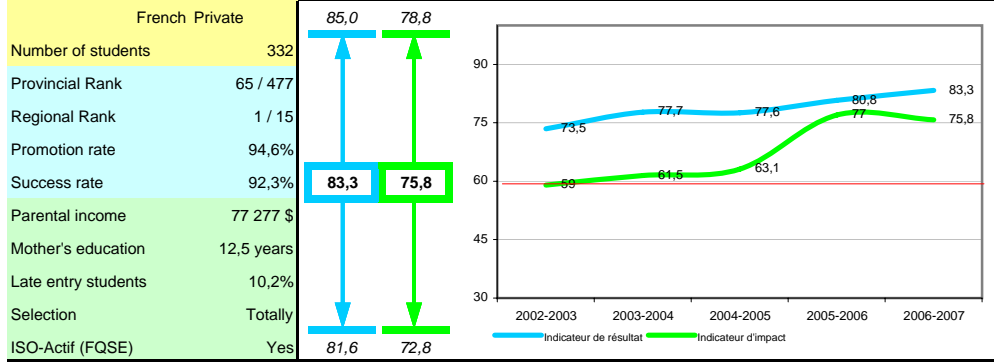




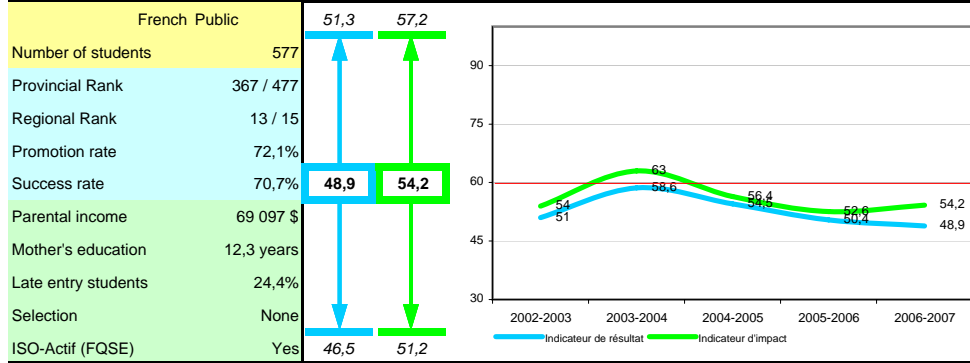
### École secondaire Le tandem boisé Victoriaville



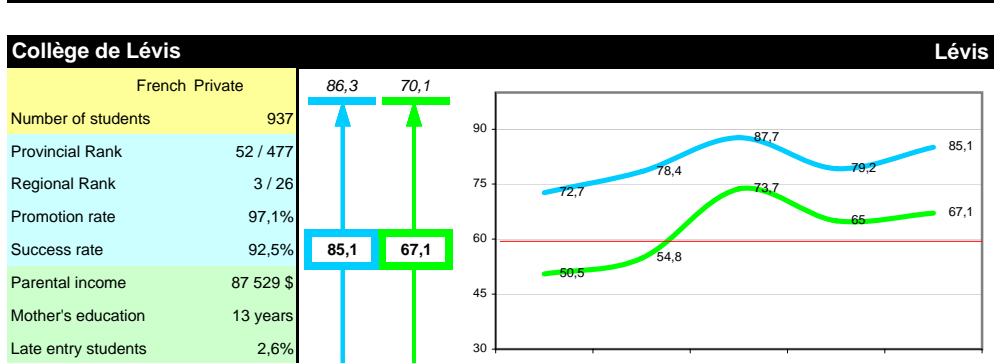
### École secondaire Mont-Bénilde Bécancour



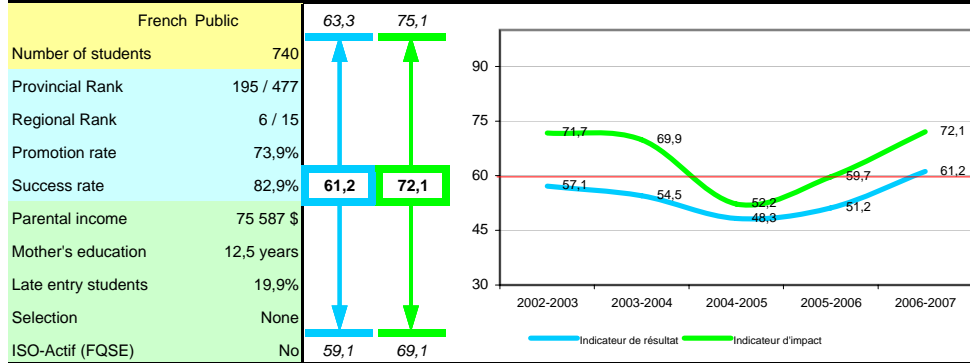
### École secondaire Les Seigneuries Saint-Pierre-les-Becquets



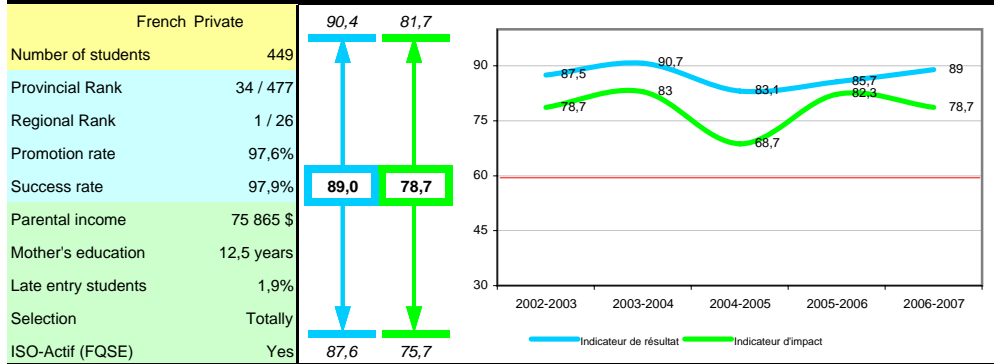
### Chaudière-Appalaches Lévis

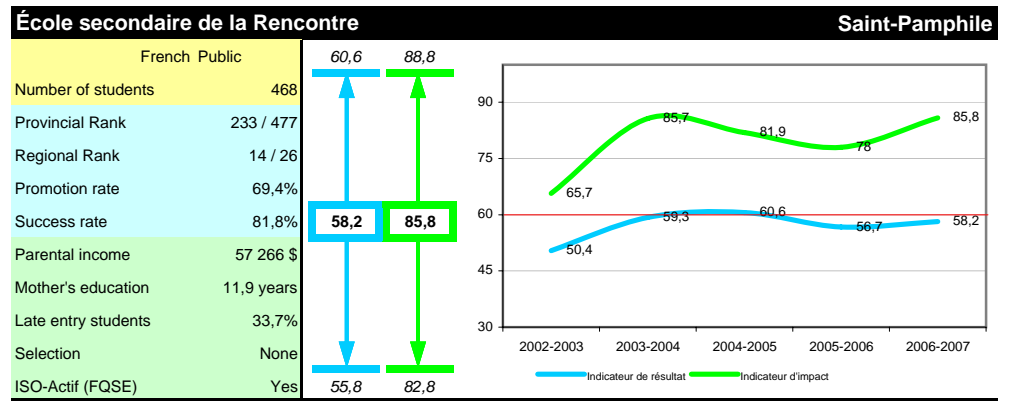
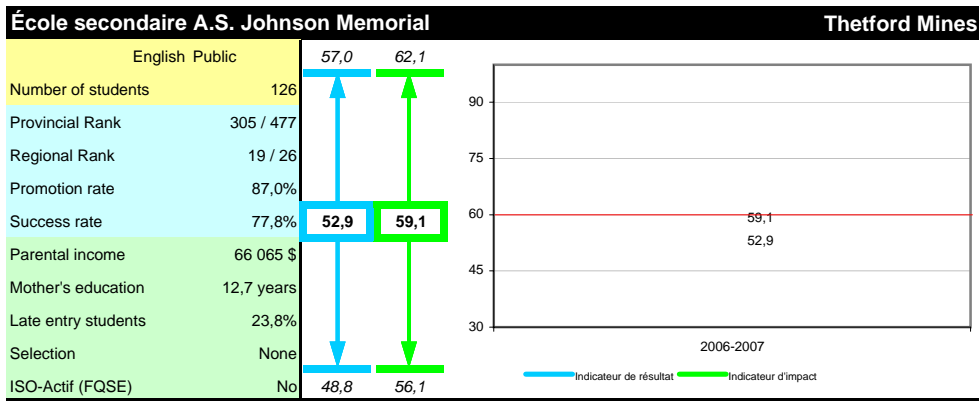
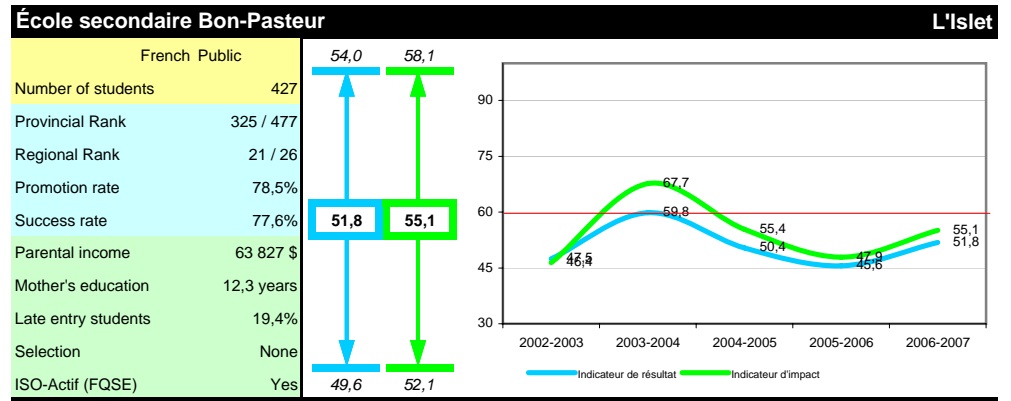
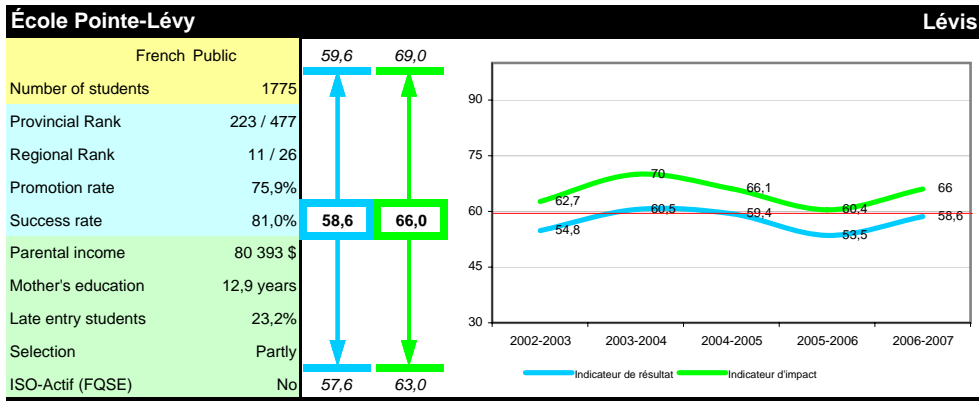
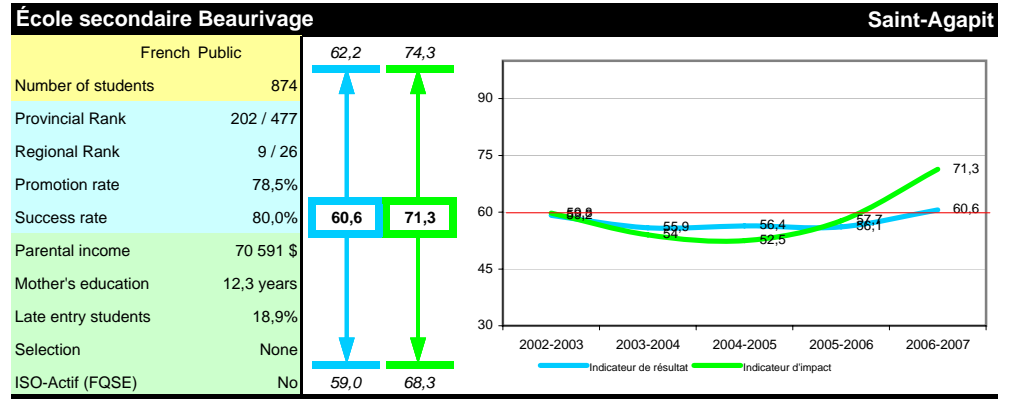
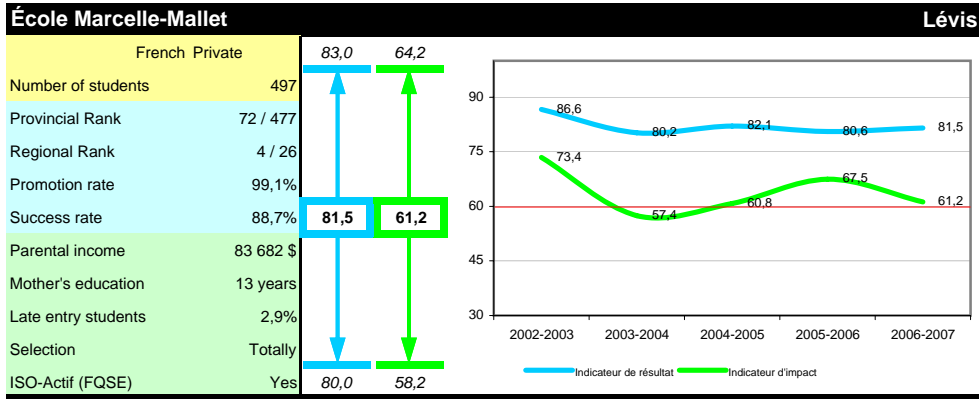


### École secondaire Monique-Proulx Warwick

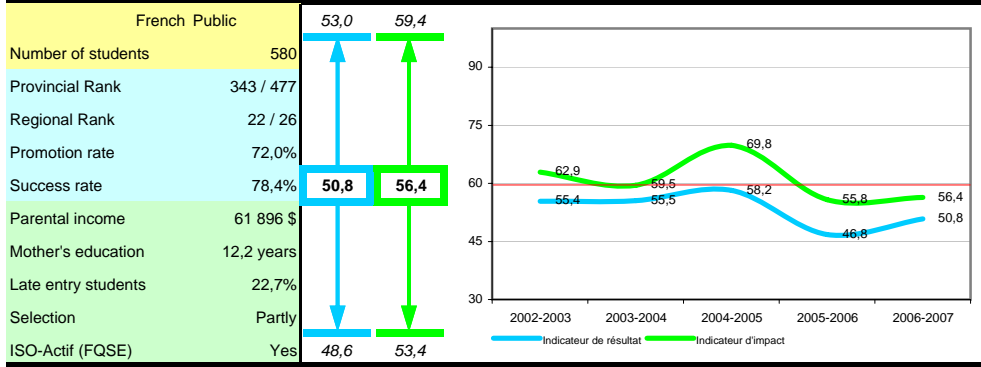


### École Jésus-Marie de Beauceville Beauceville

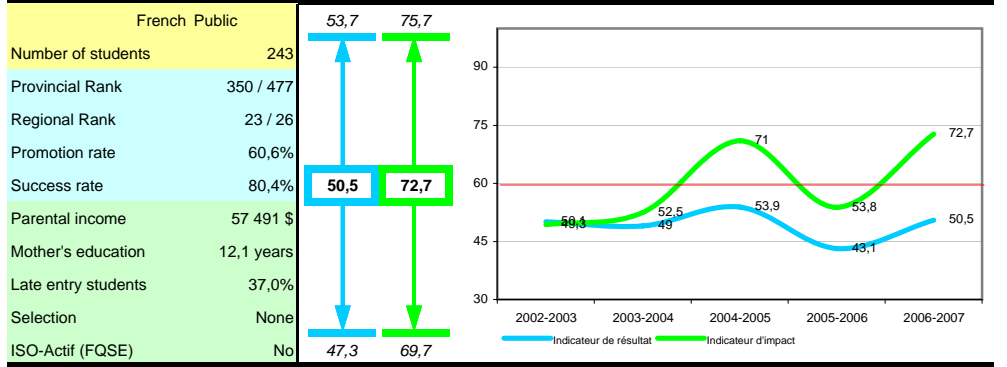




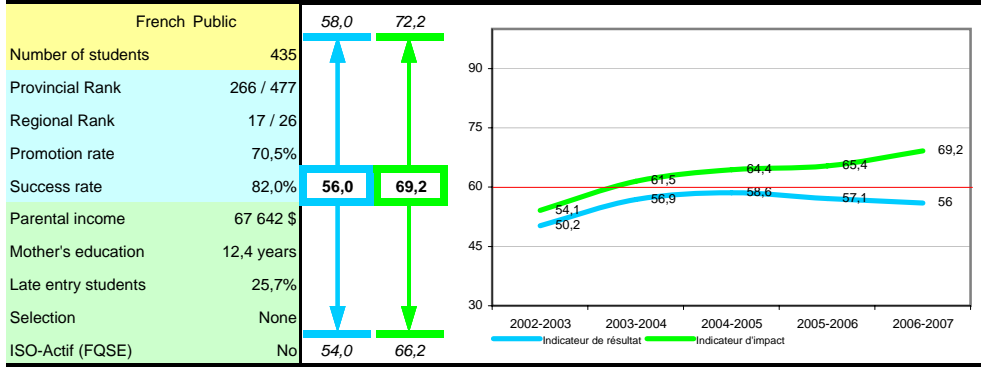
### École secondaire de Saint-Anselme Saint-Anselme



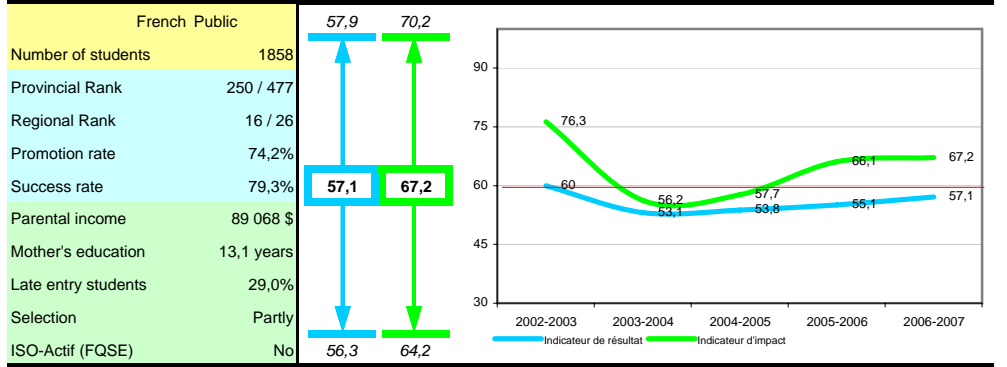
### École secondaire de Saint-Paul Saint-Paul-de-Montminy



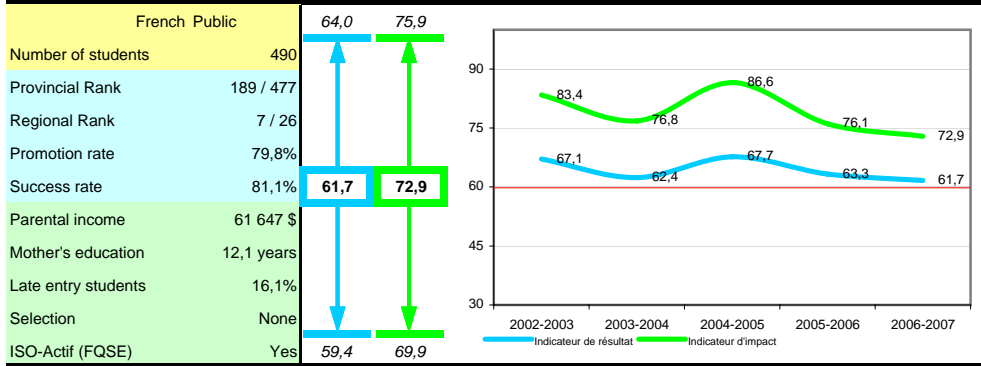
### École secondaire de Saint-Charles Saint-Charles-de-Bellechasse



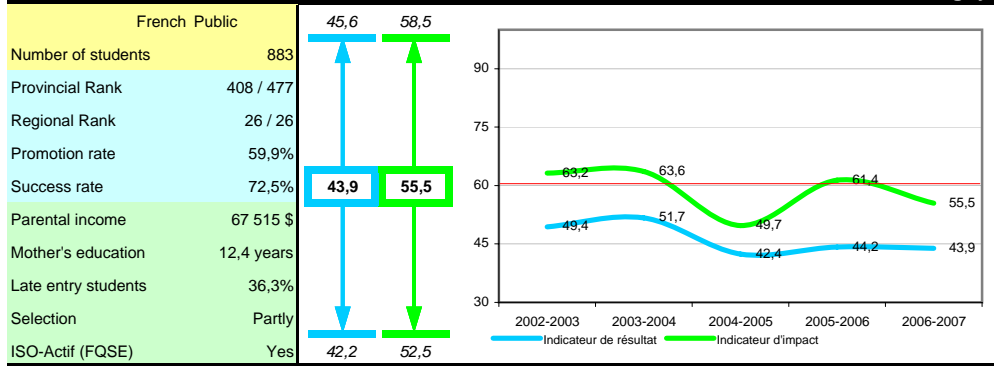
### École secondaire les Etchemins Lévis



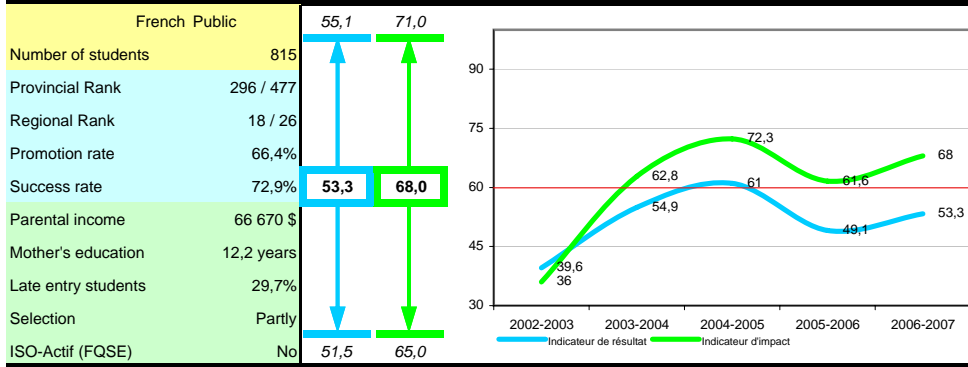
### École secondaire de Saint-Damien Saint-Damien-de-Buckland



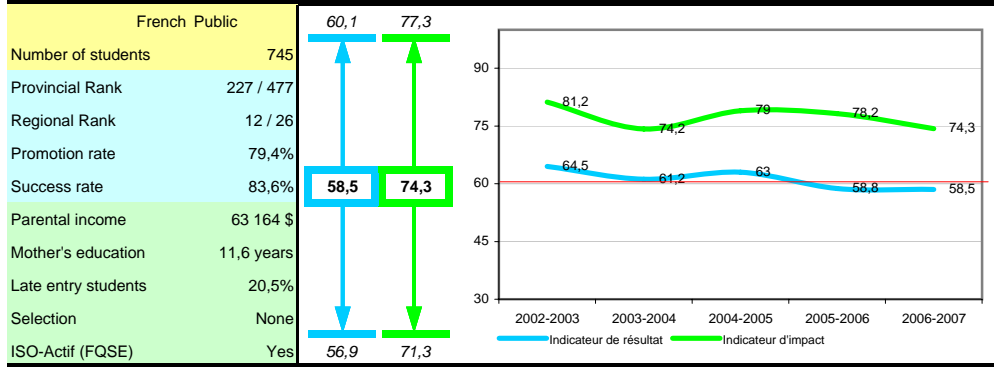
### École secondaire Louis-Jacques-Casault Montmagny



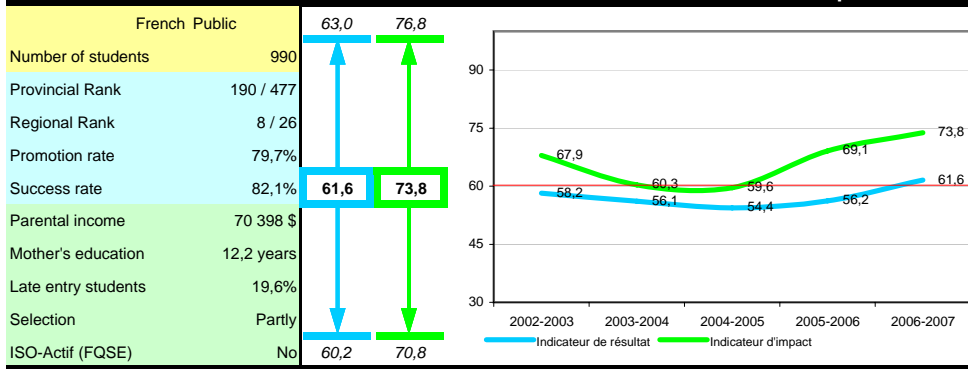
**École secondaire Pamphile-Le May** **Sainte-Croix**



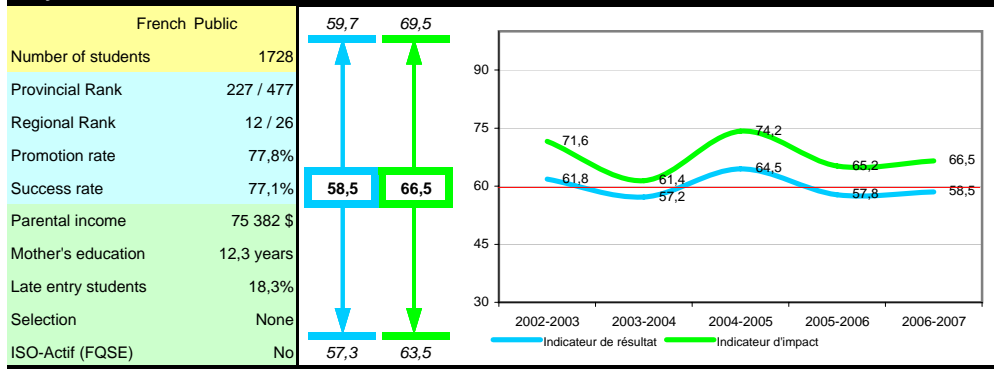
**Polyvalente Bélanger** **Saint-Martin**



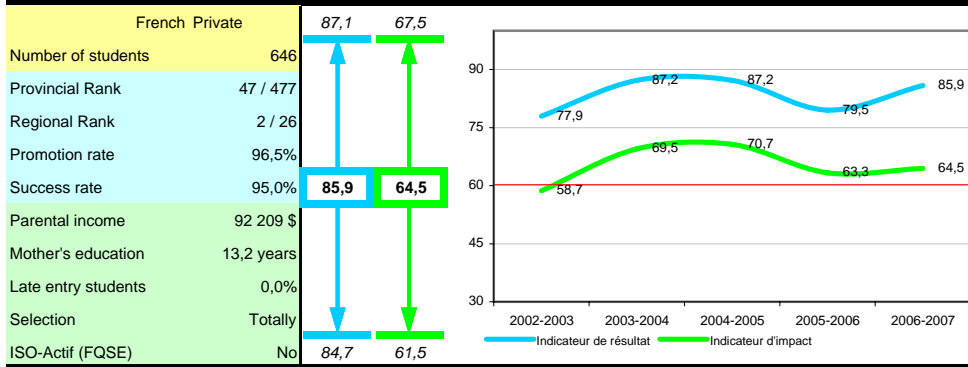
**École secondaire Veilleux** **Saint-Joseph-de-Beauce**



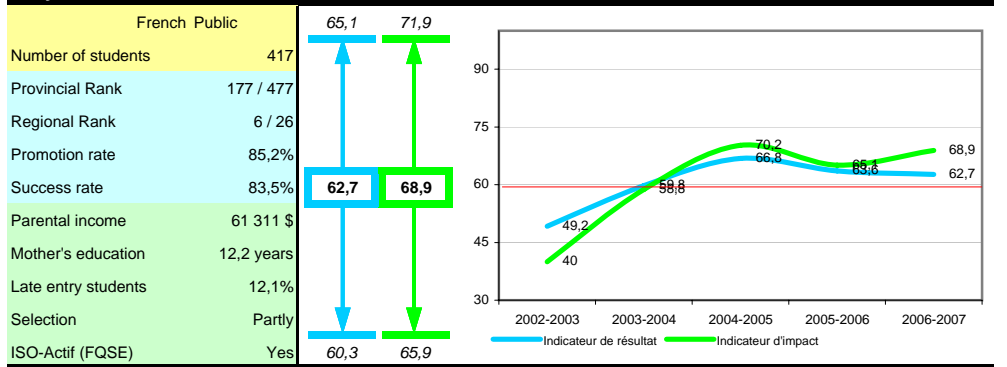
**Polyvalente Benoît-Vachon** **Sainte-Marie**



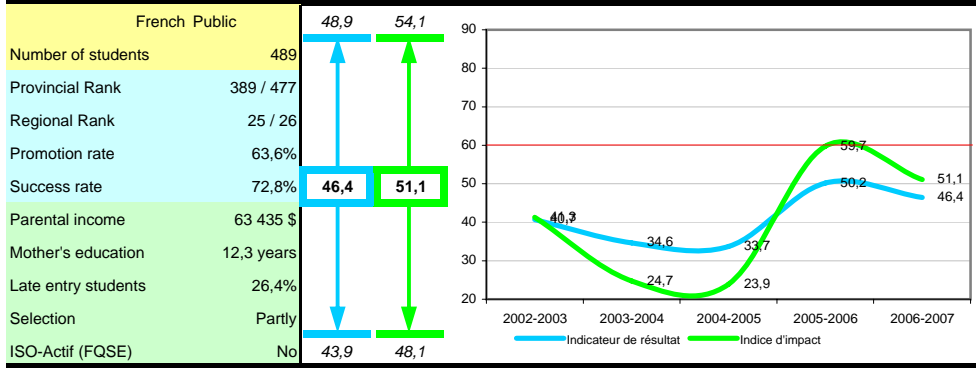
**Juvénat Notre-Dame du Saint-Laurent** **Lévis**



**Polyvalente de Black Lake** **Theftord Mines**

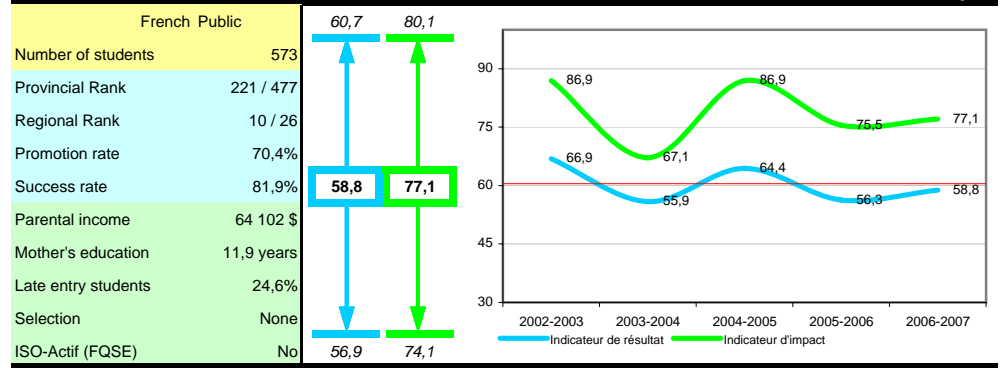


### Polyvalente de Disraeli



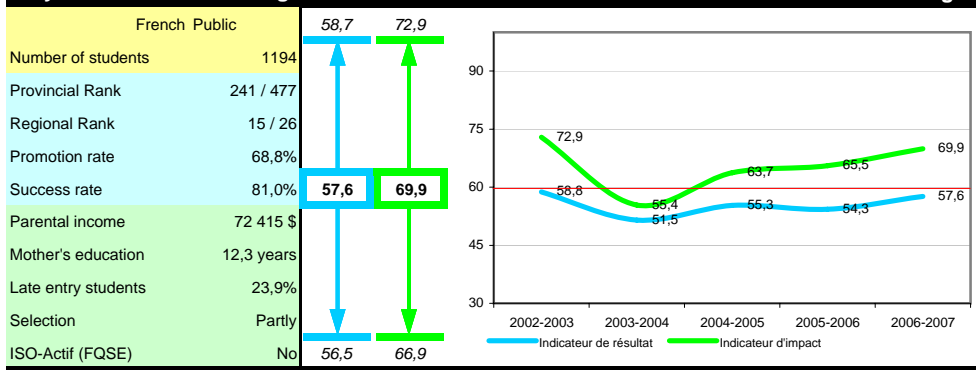
### Thetford Mines

### Polyvalente des Abénaquis



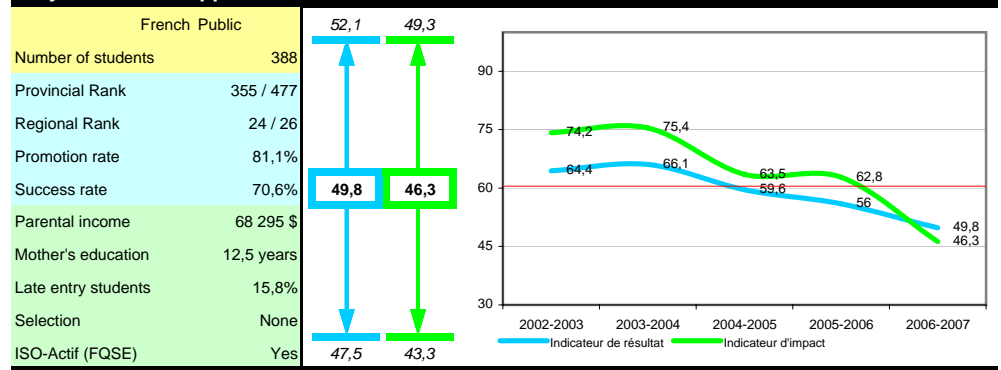
### Saint-Prosper

### Polyvalente de Saint-Georges



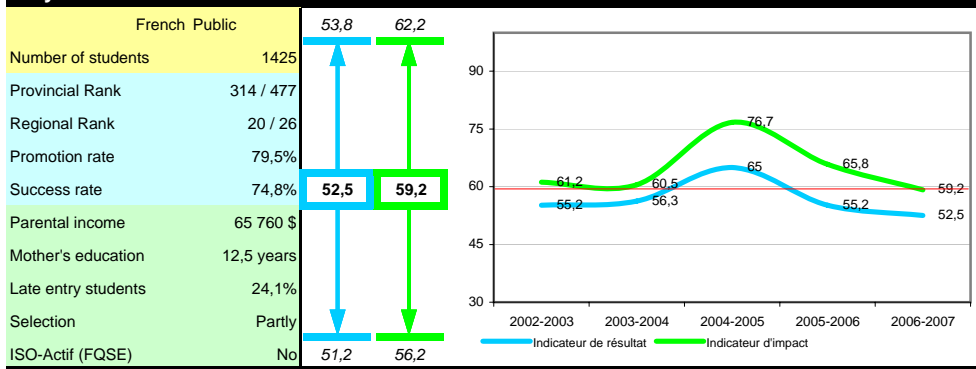
### Saint-Georges

### Polyvalente des Appalaches



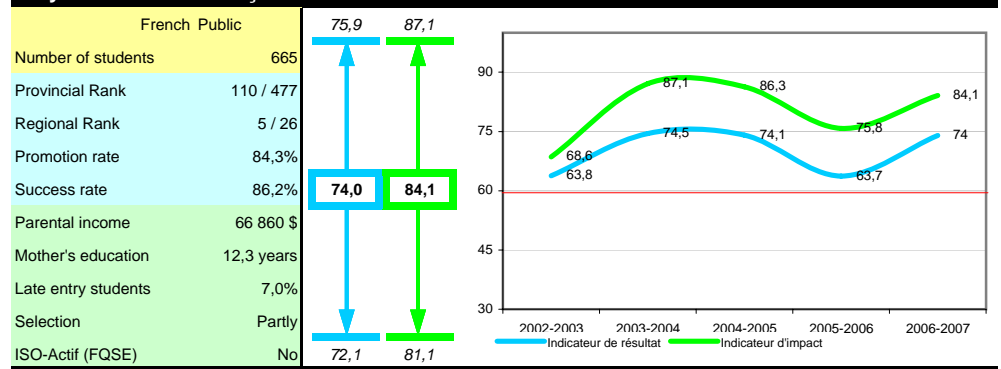
### Sainte-Justine

### Polyvalente de Thetford Mines



### Thetford Mines

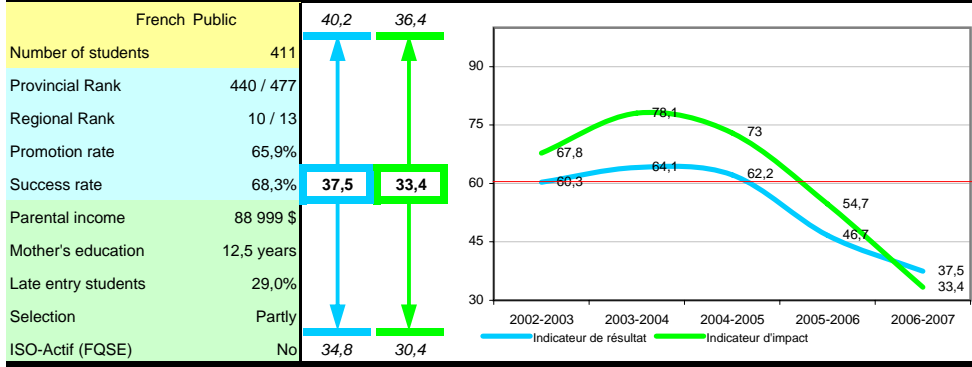
### Polyvalente Saint-François



### Beauceville

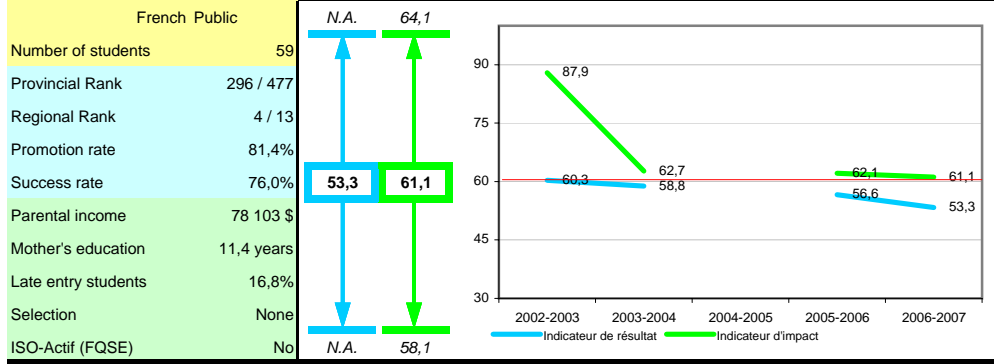
## Côte-Nord

### Centre éducatif l'Abri



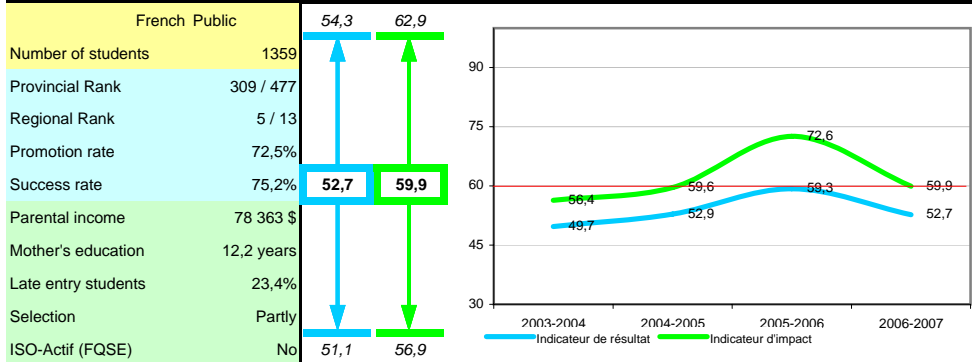
### Port-Cartier

## École Monseigneur-Scheffer



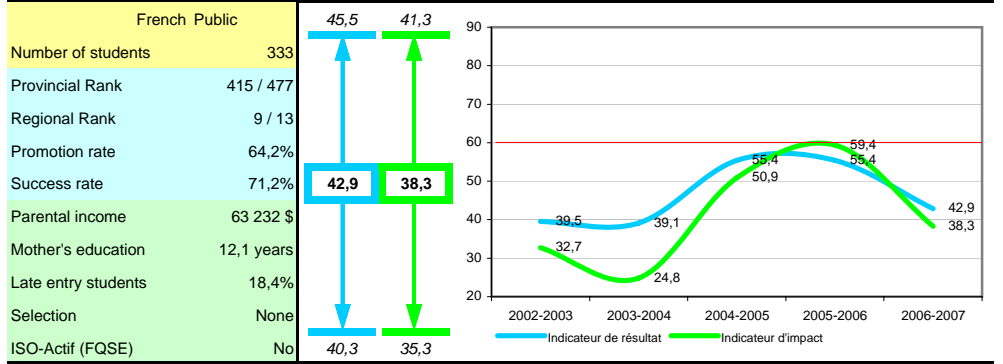
### Blanc-Sablon

### École Jean-du-Nord / Manikoutai



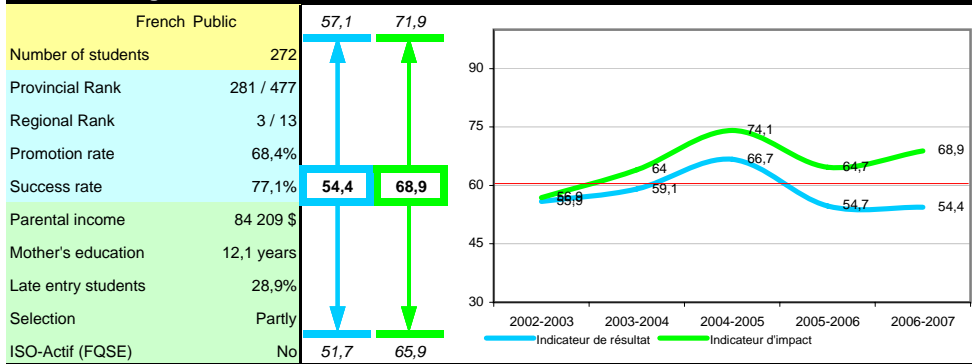
### Sept-Îles

### École polyvalente des Berges



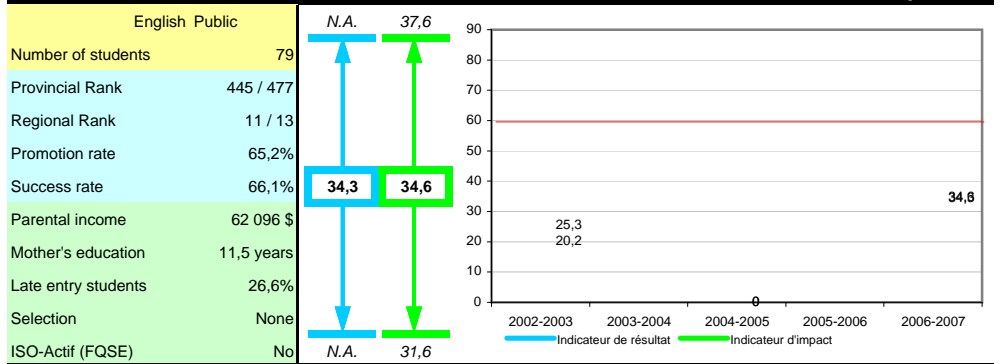
### Les Bergeronnes

### École Monseigneur-Labrie



### Havre-Saint-Pierre

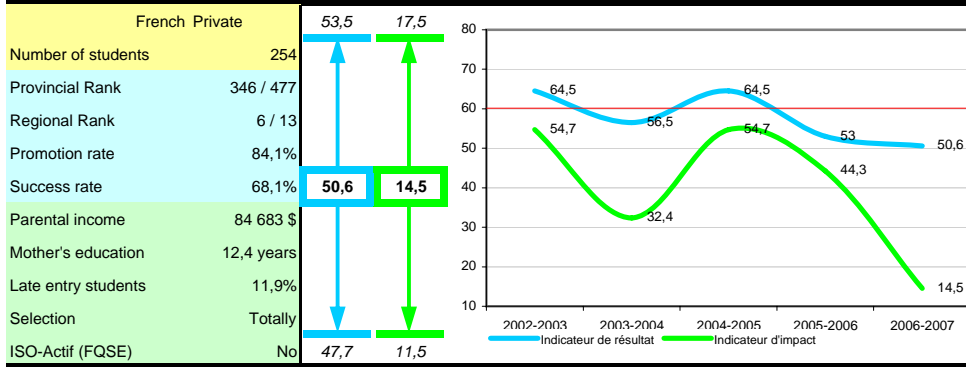
### École Saint-Paul



### Bonne-Espérance

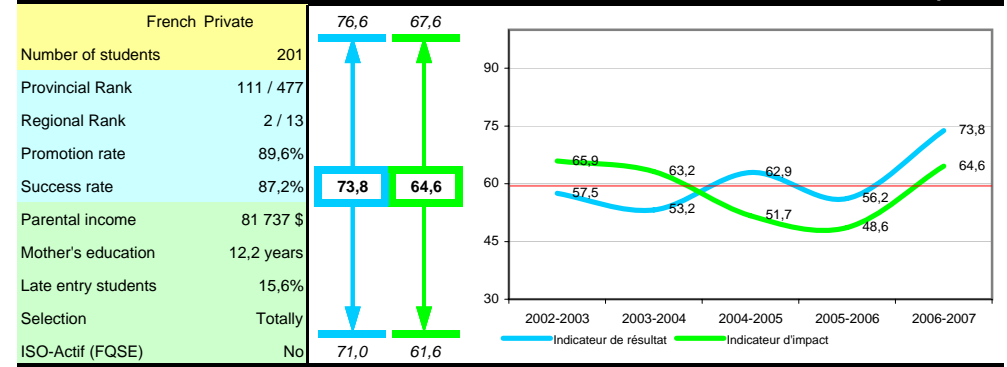
### École secondaire Jean-Paul II

Baie-Comeau



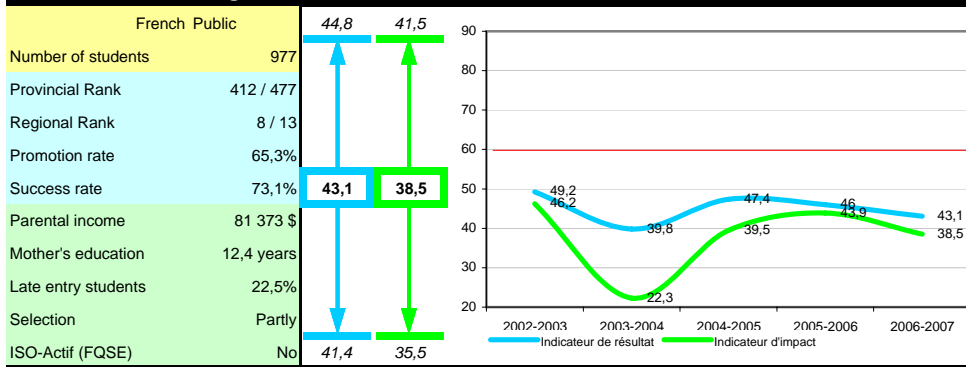
### Institut d'enseignement de Sept-Îles

Sept-Îles



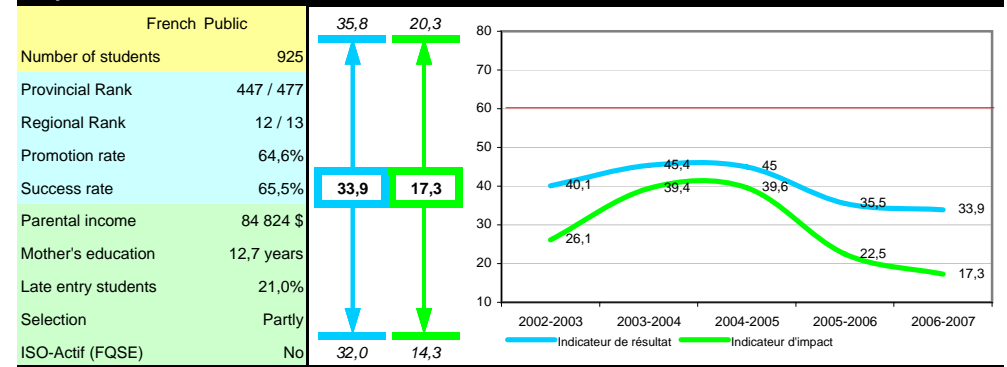
### École secondaire Serge-Bouchard

Baie-Comeau



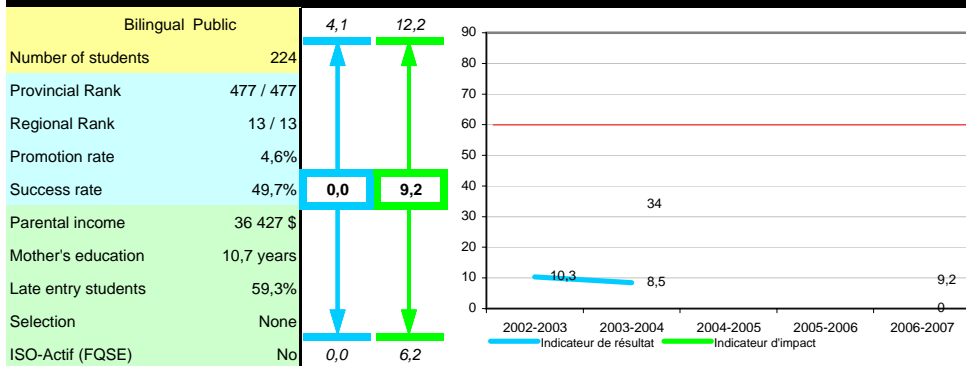
### Polyvalente des Baies

Baie-Comeau



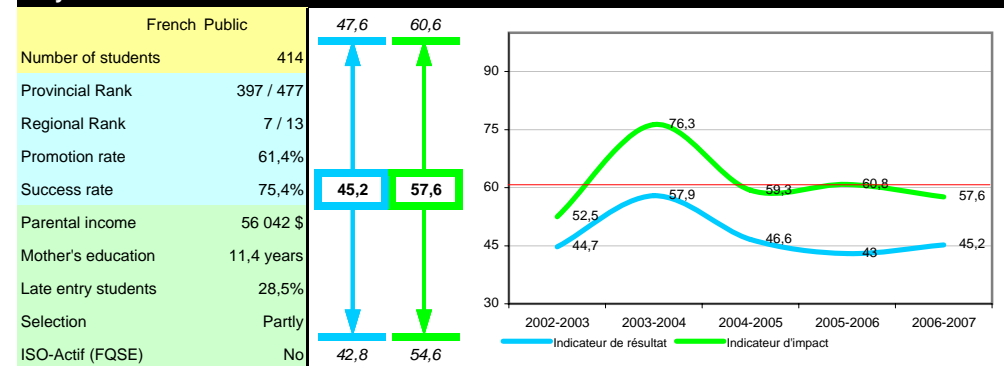
### École Uashkaikan

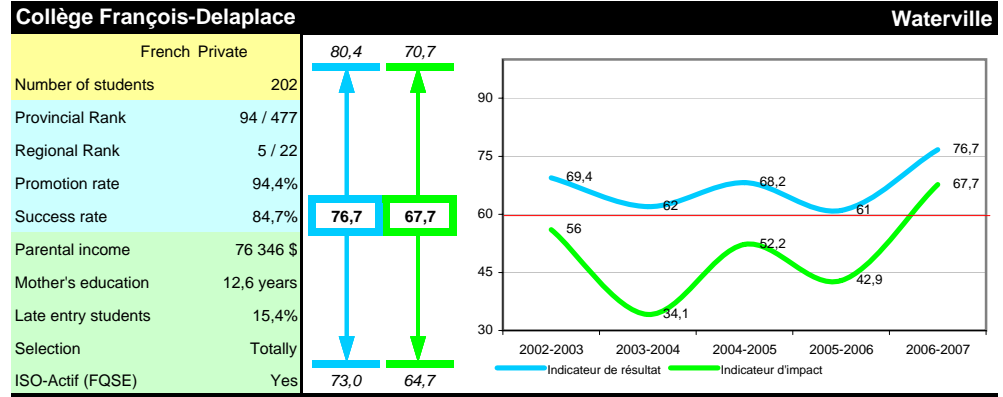
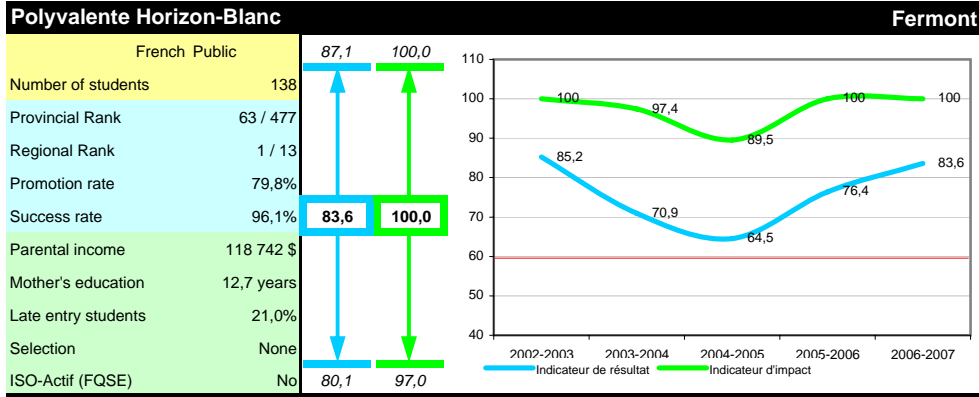
Betsiamites



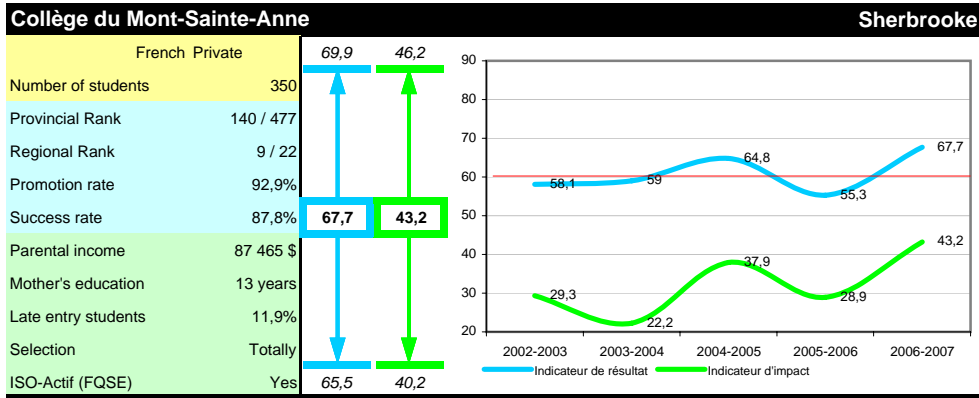
### Polyvalente des Rivières

Forestville

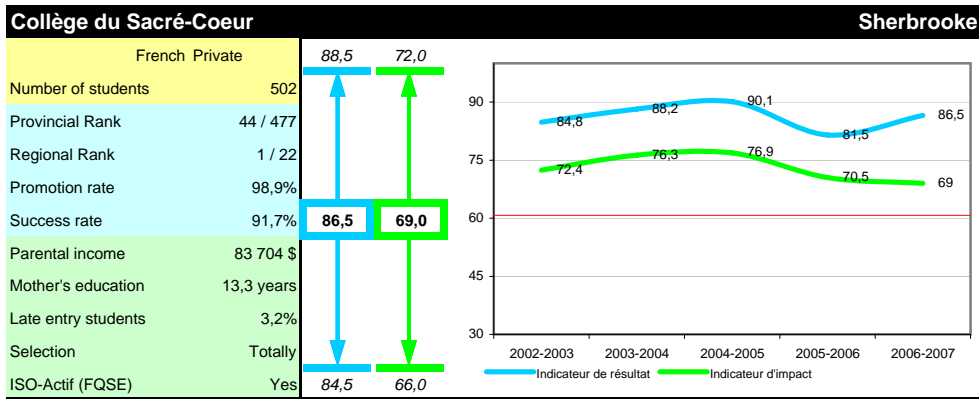
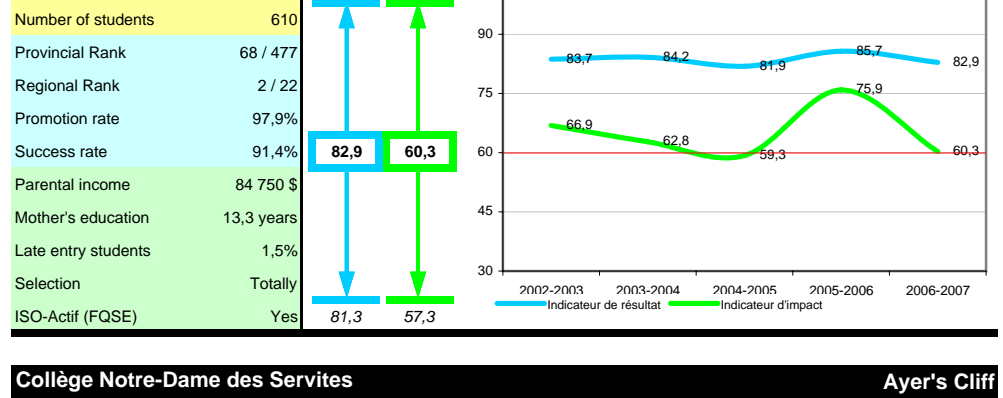




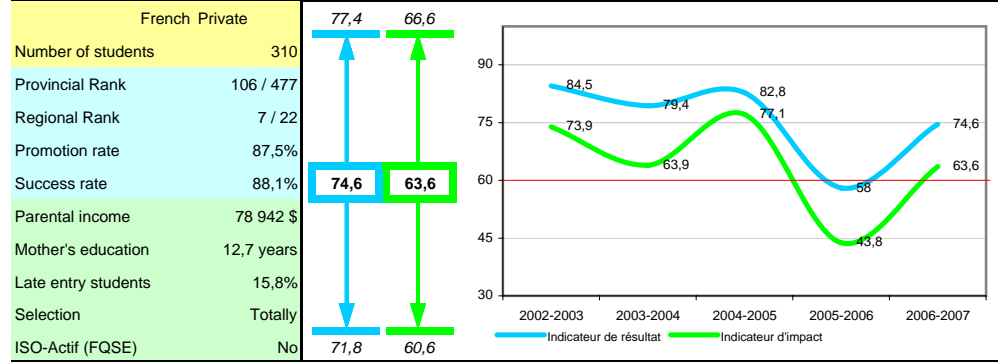
## Estrie



## Sherbrooke

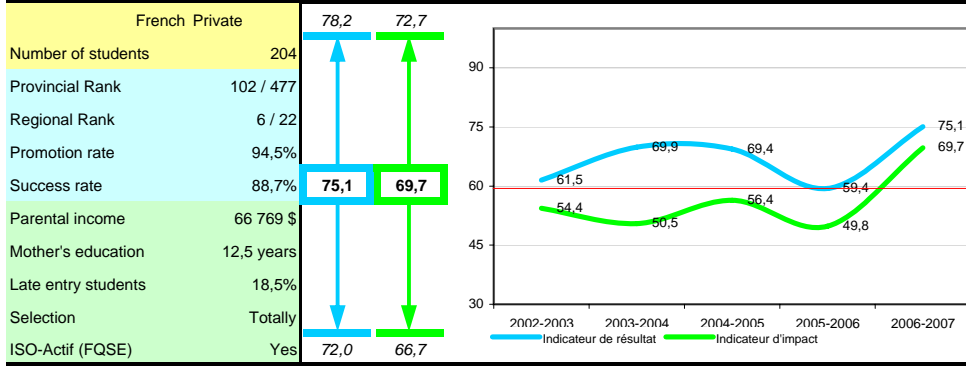


## Ayer's Cliff



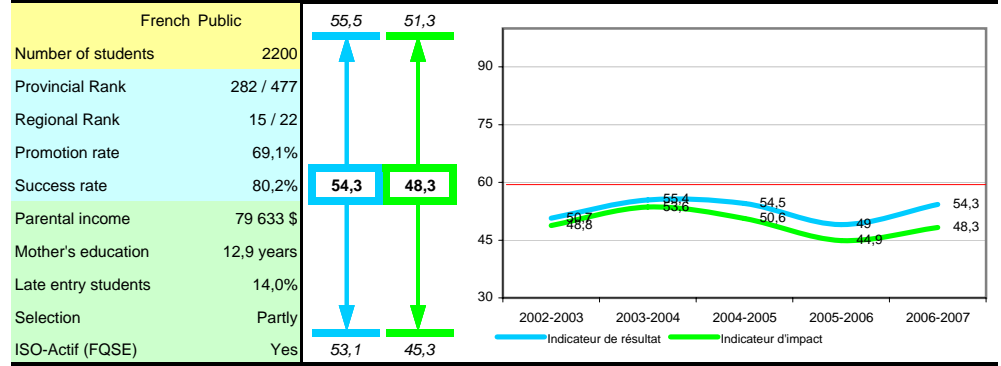
### Collège Rivier

Coaticook



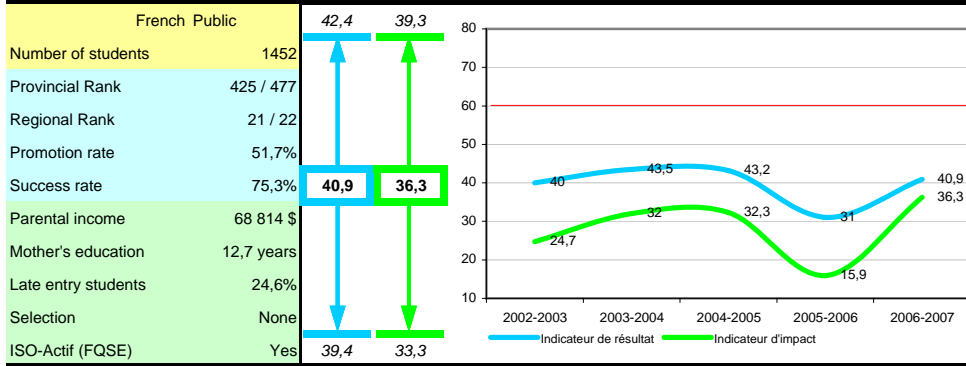
### École du Triolet

Sherbrooke



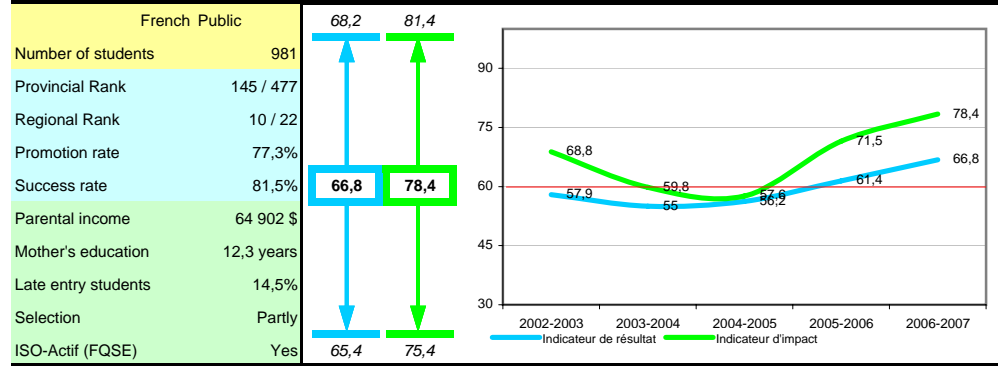
### École de la Montée

Sherbrooke



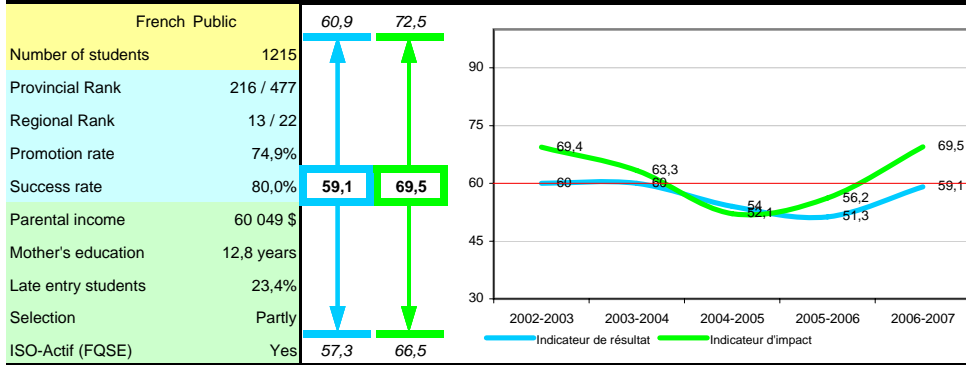
### École La Frontalière

Coaticook



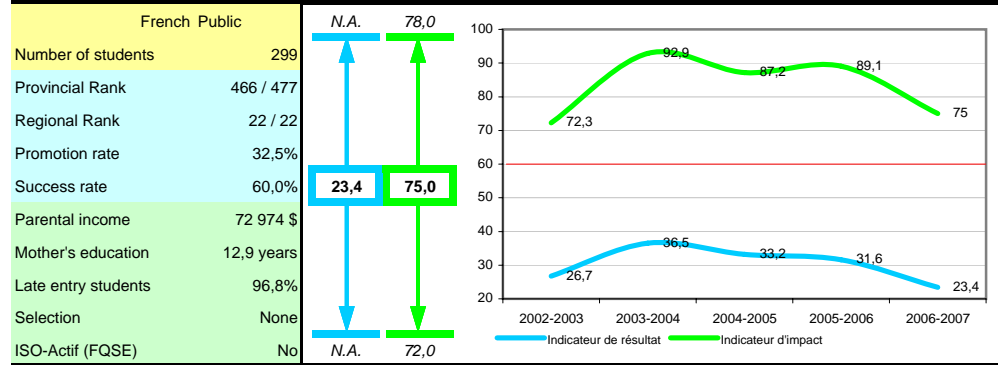
### École du Phare

Sherbrooke



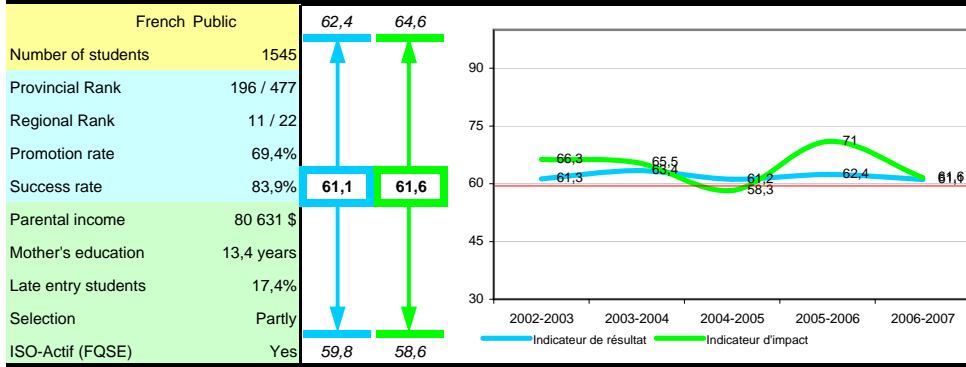
### École Le Goéland

Sherbrooke



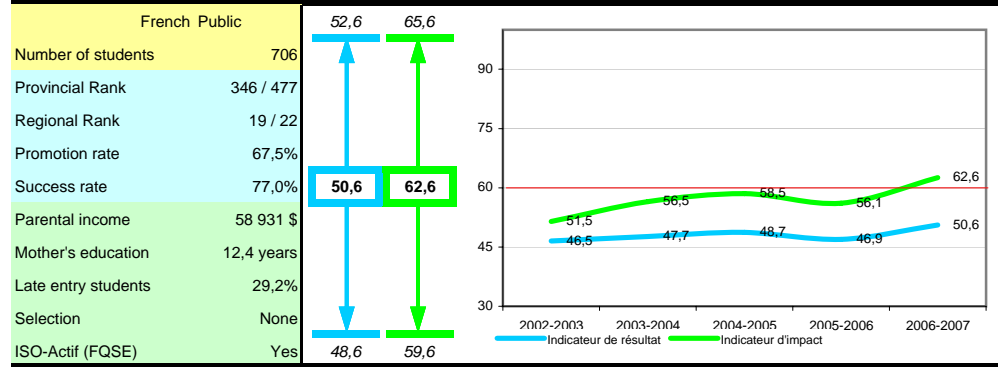
### École Mitchell - Montcalm

Sherbrooke



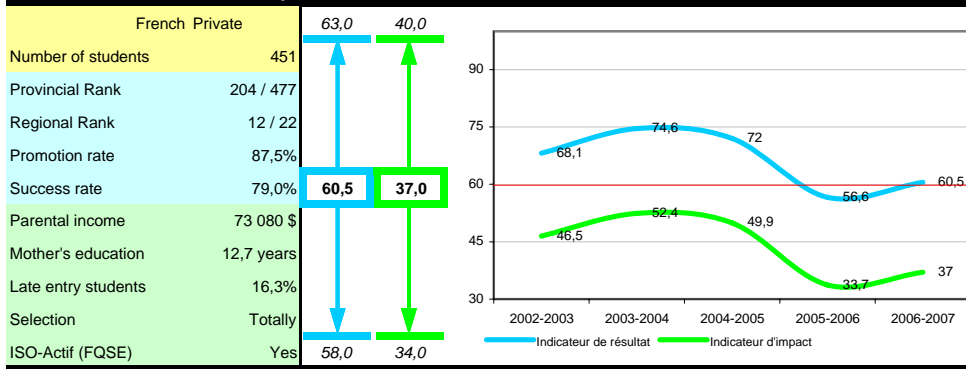
### École secondaire de l'Escale

Asbestos



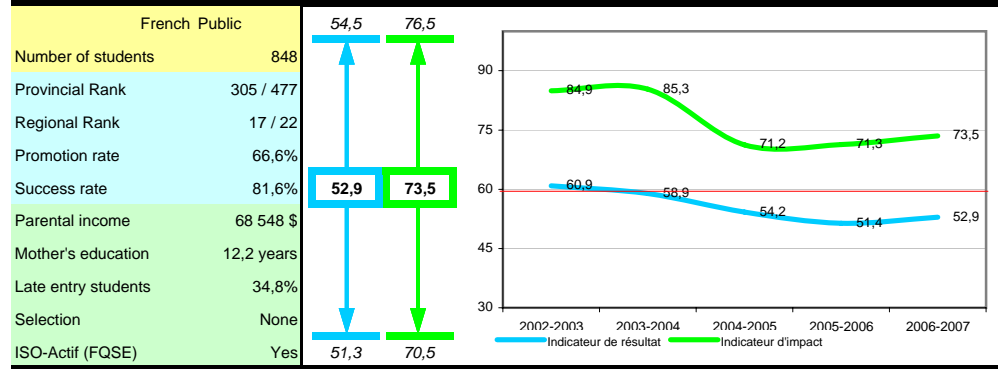
### École secondaire de Bromptonville

Sherbrooke



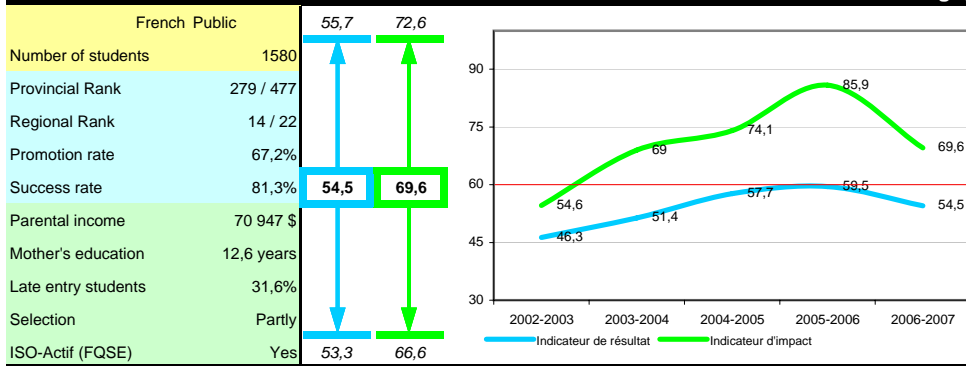
### École secondaire du Tournesol

Windsor



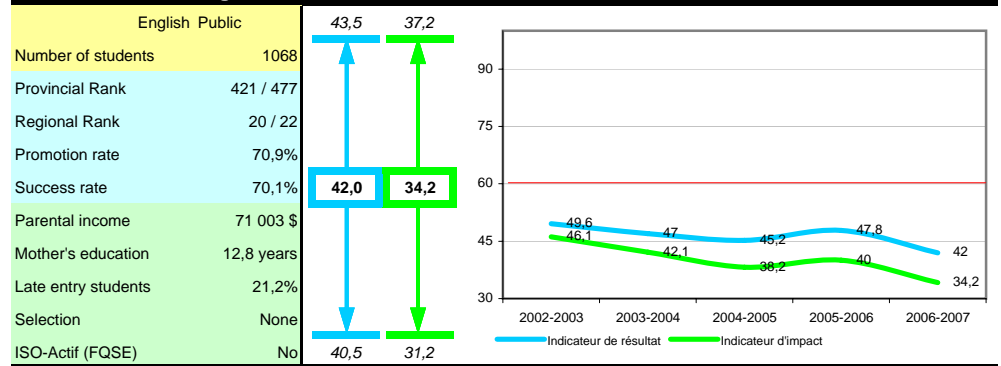
### École secondaire de la Ruche

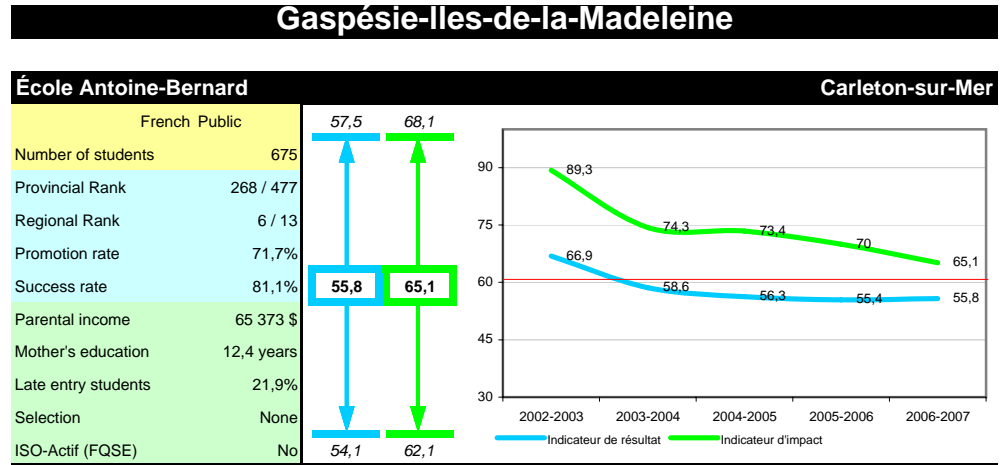
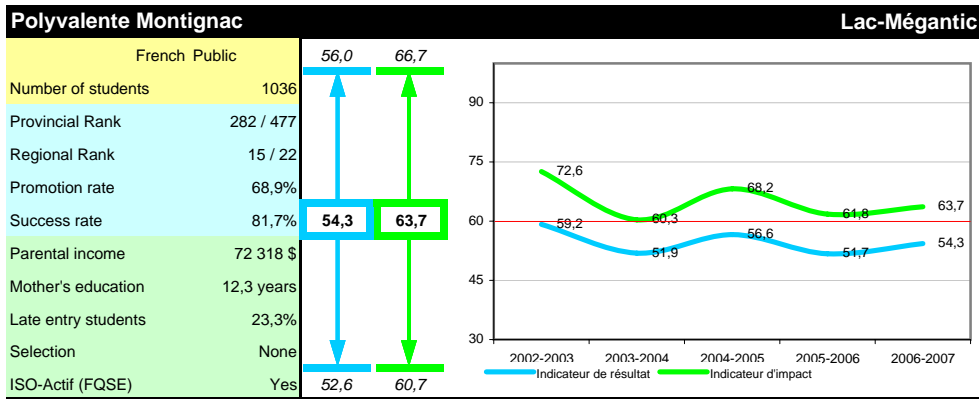
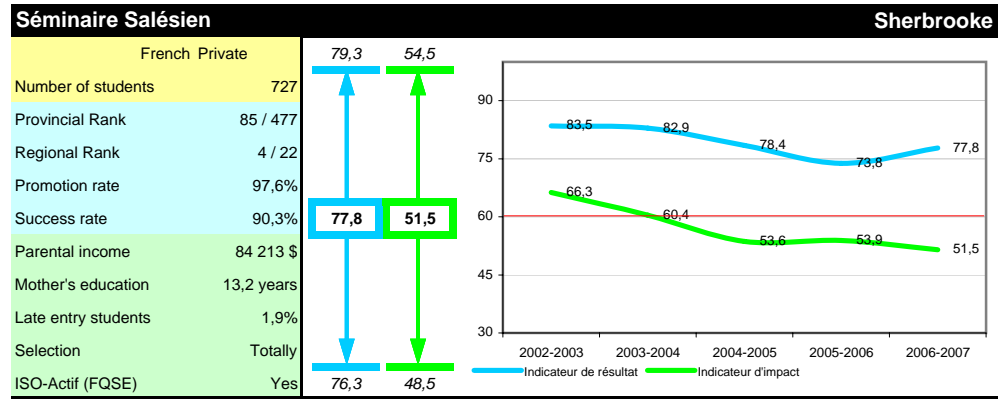
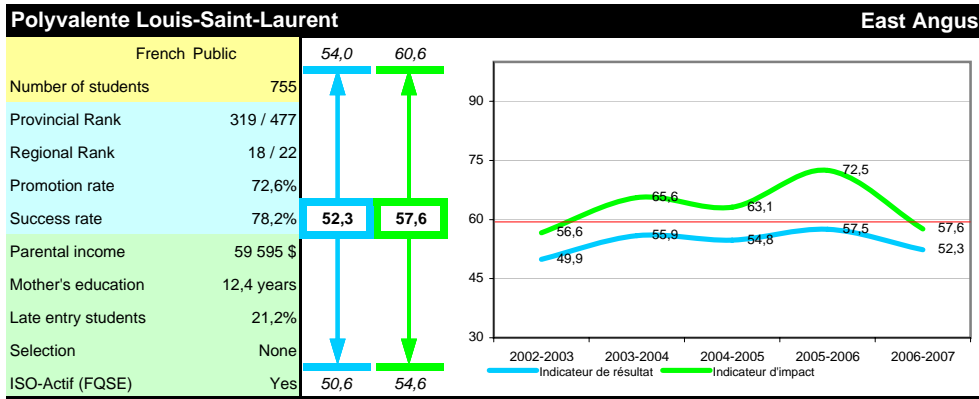
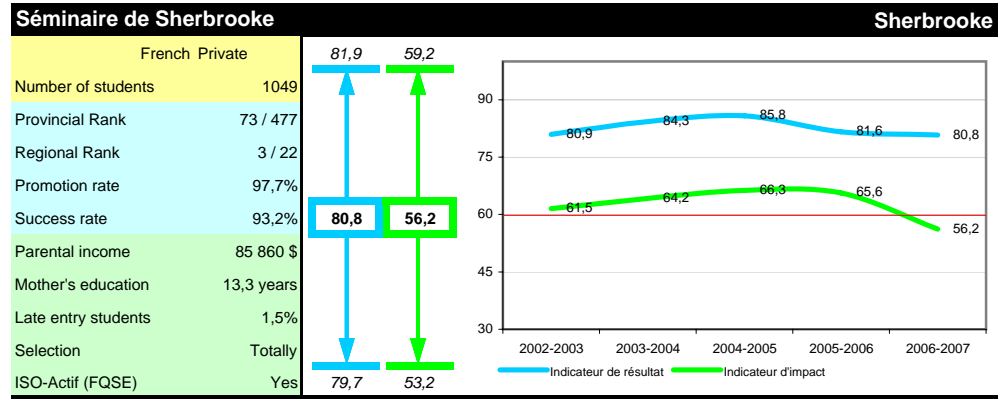
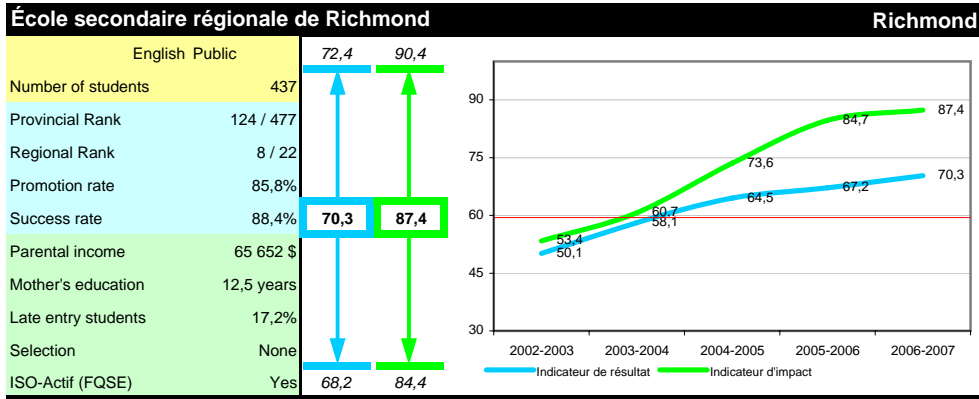
Magog

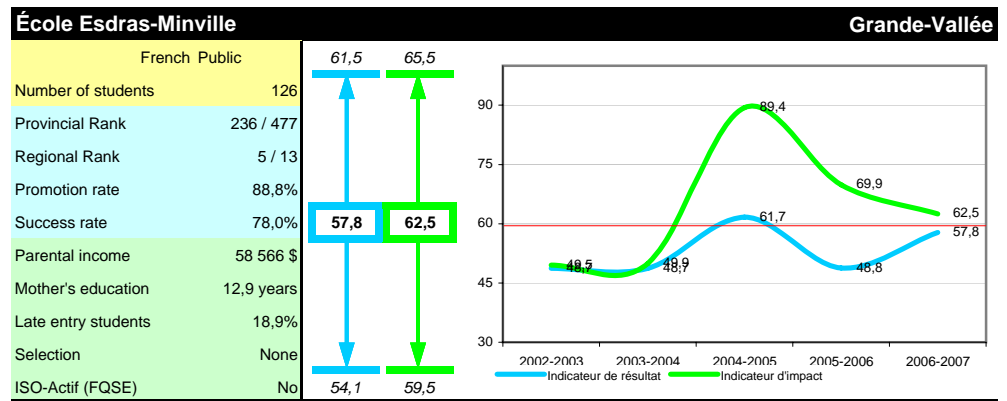
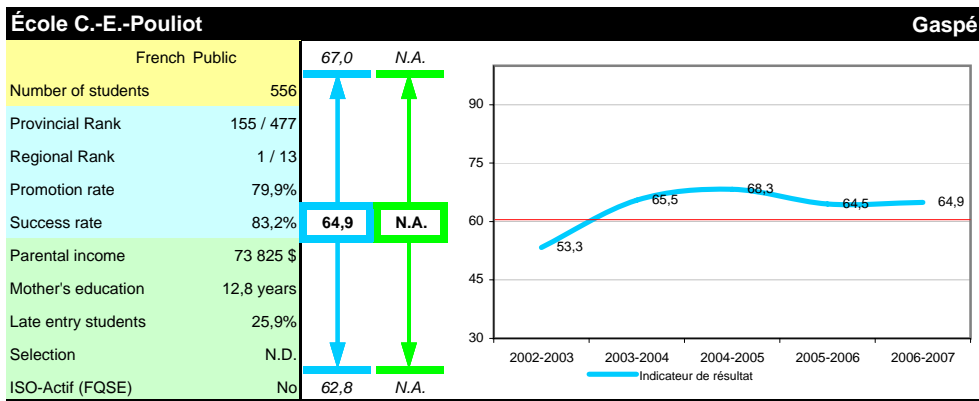
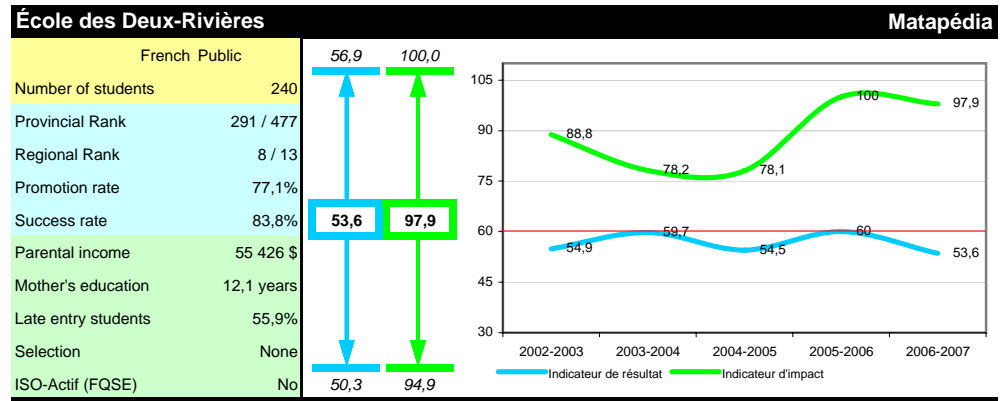
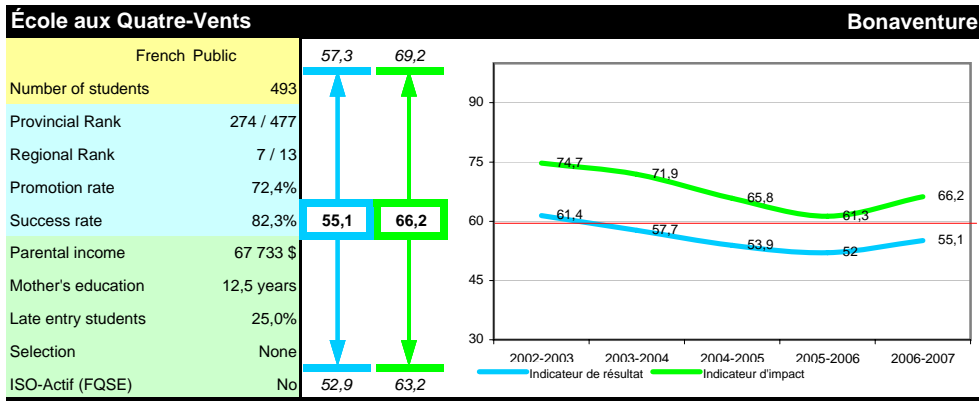
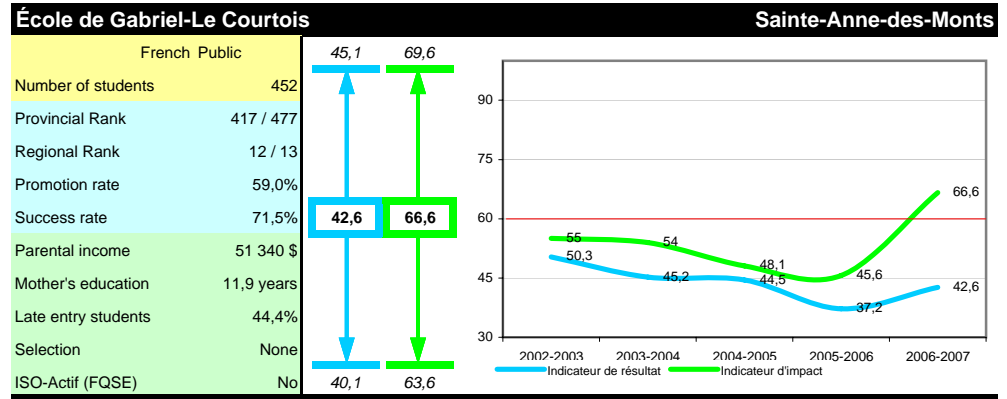
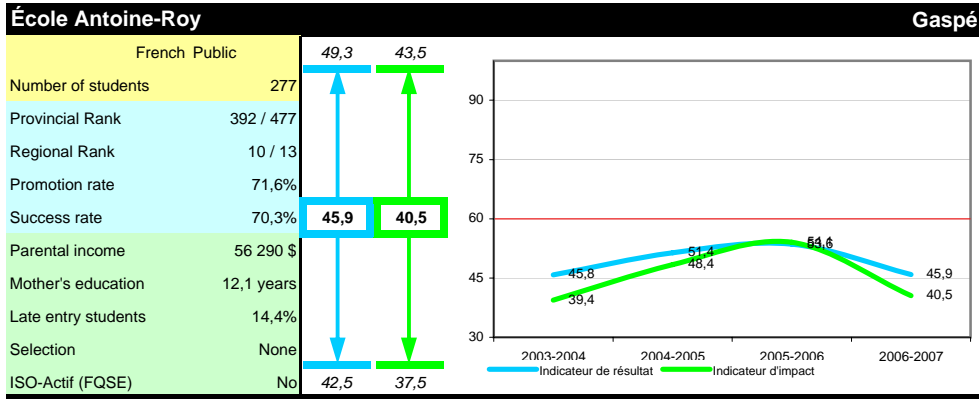


### École secondaire régionale Alexander Galt

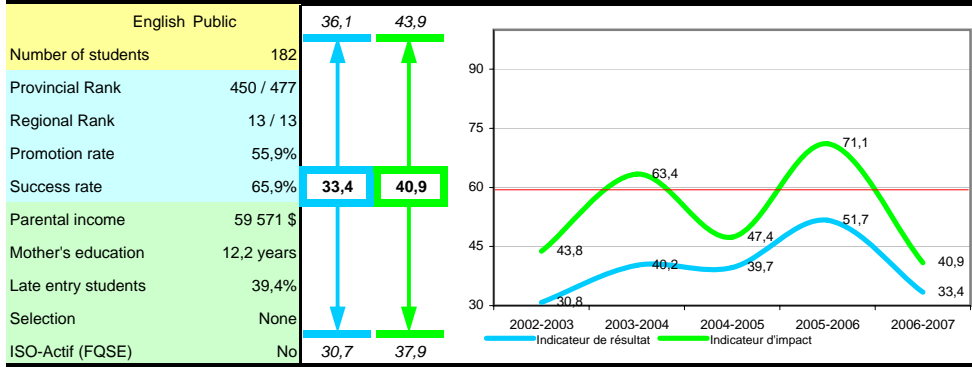
Sherbrooke



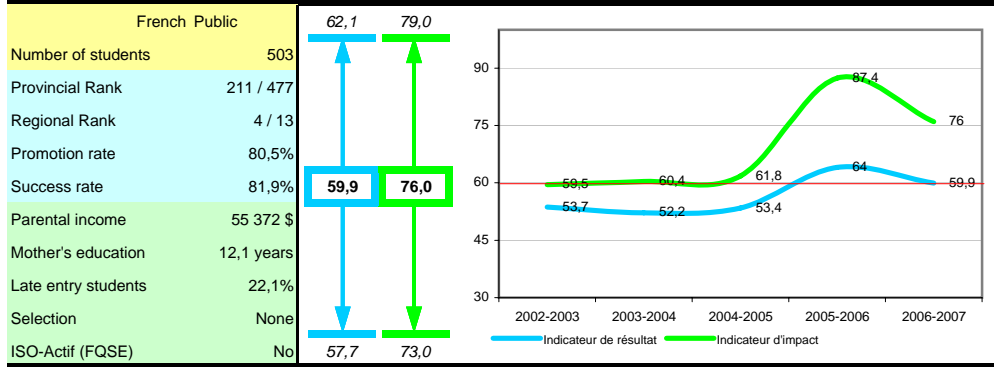




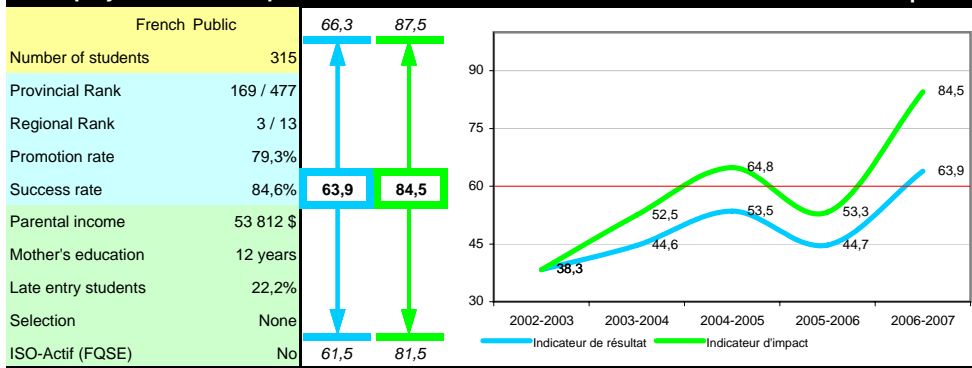
### École Polyvalente de Bonaventure Bonaventure



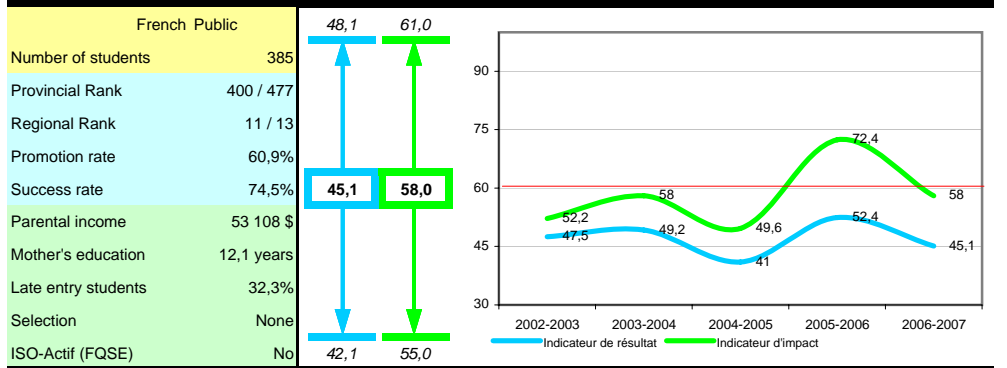
### École polyvalente Monseigneur Sévigny Chandler



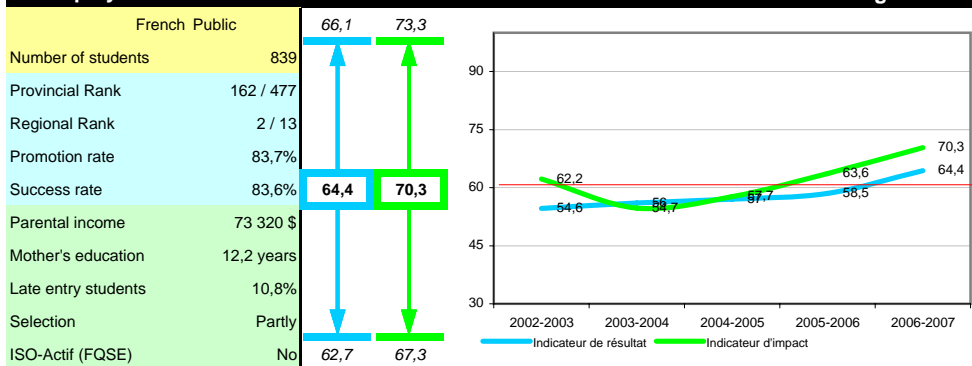
### École polyvalente de Paspébiac Paspébiac



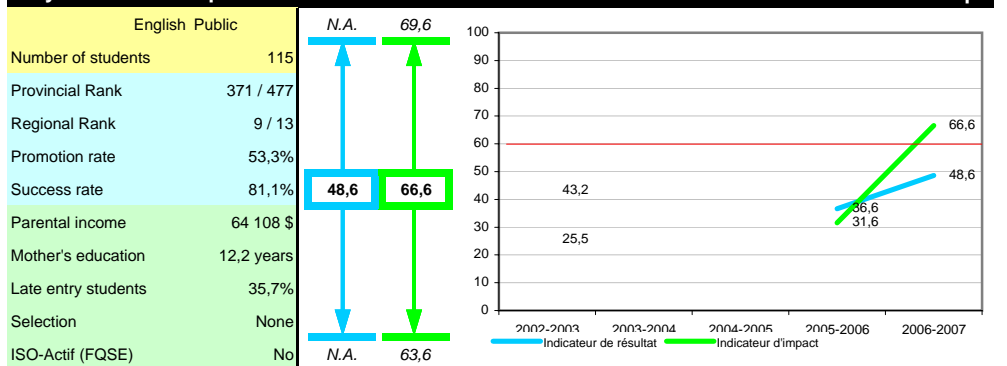
### École secondaire du Littoral Grande-Rivière



### École polyvalente des Îles L'Étang-du-Nord

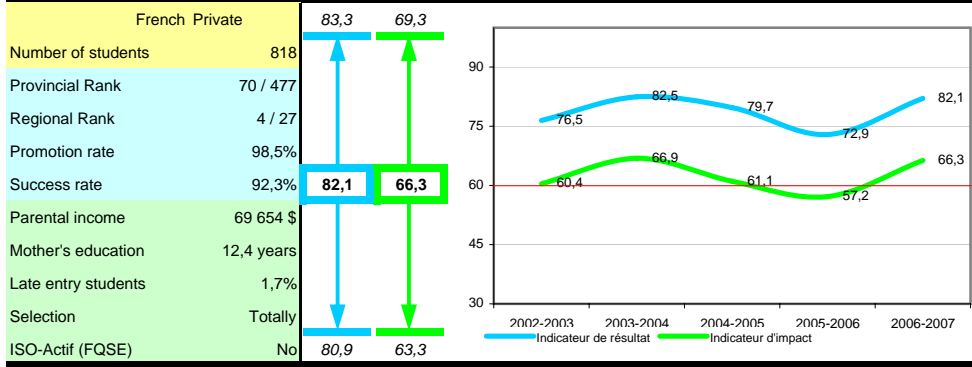


### Polyvalente de Gaspé Gaspé



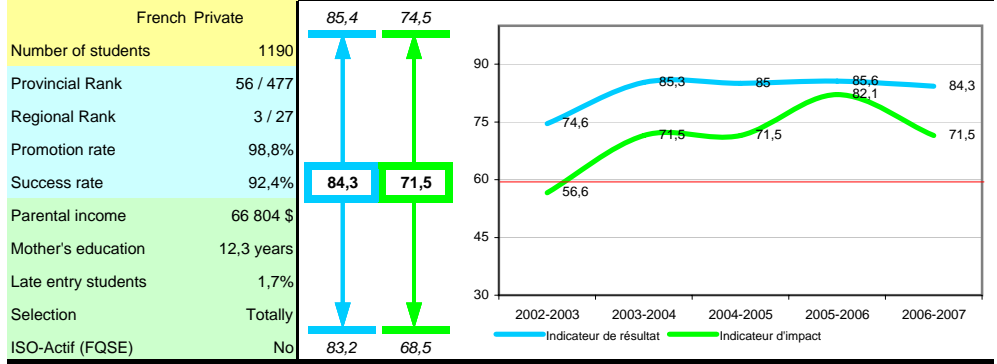
## Lanaudière

### Académie Antoine-Manseau



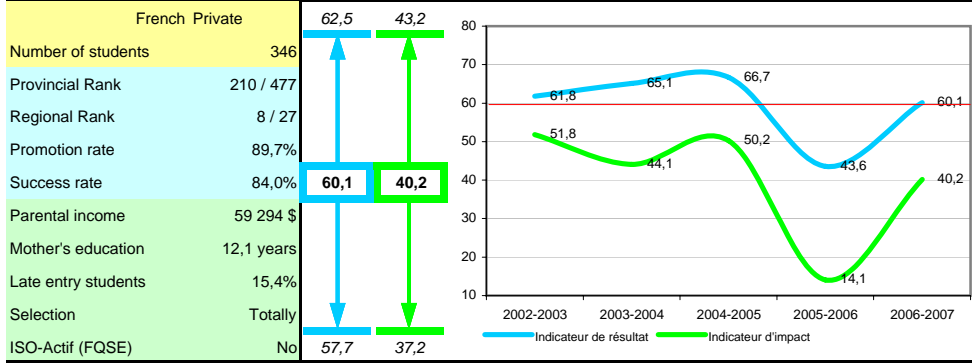
### Joliette

### Collège Esther-Blondin



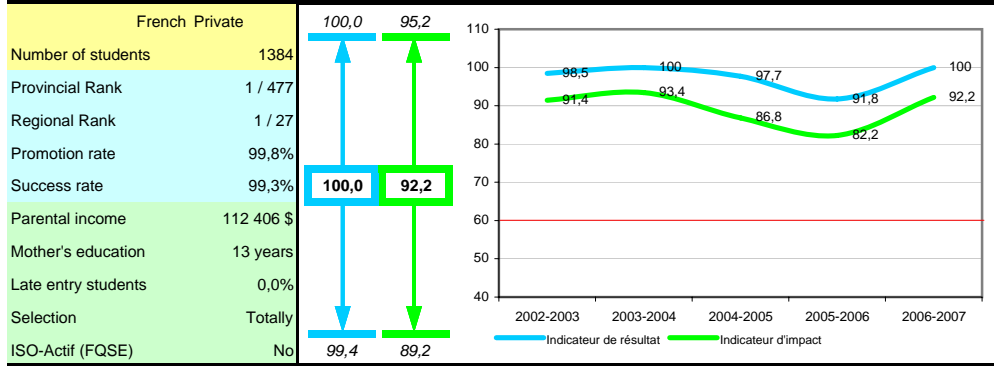
### Saint-Jacques

### Collège Champagneur



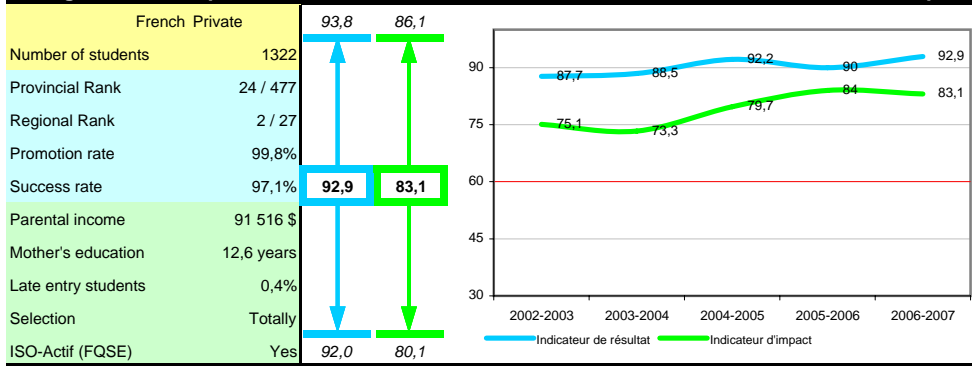
### Rawdon

### Collège Saint-Sacrement



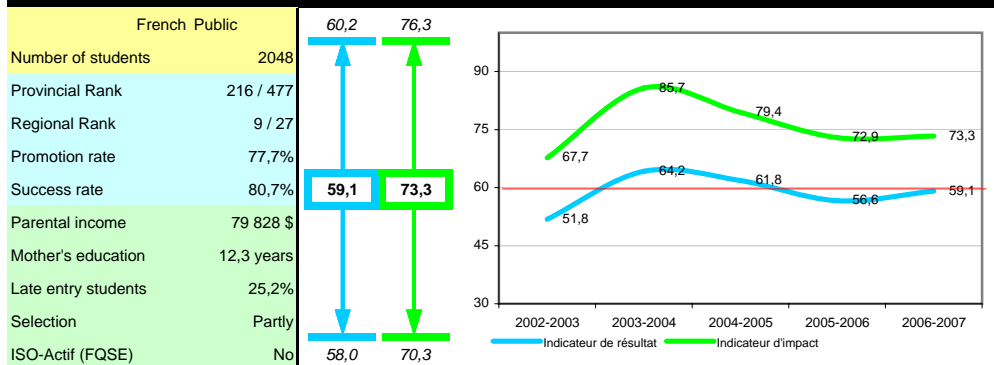
### Terrebonne

### Collège de l'Assomption

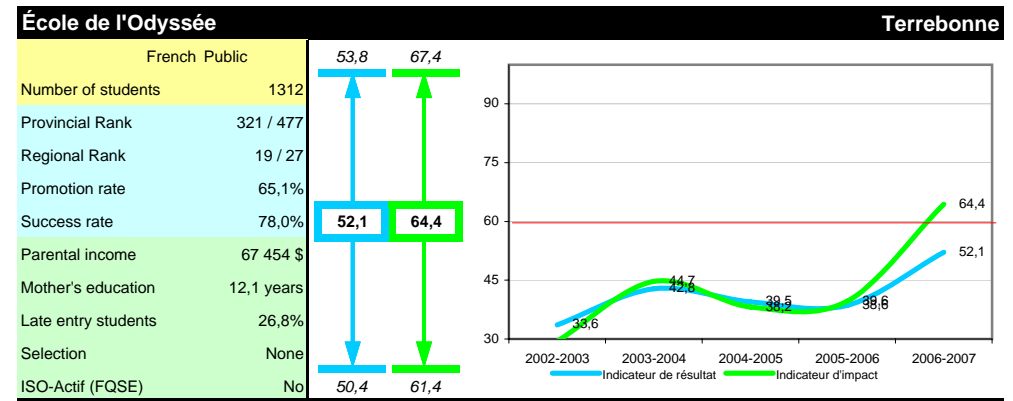
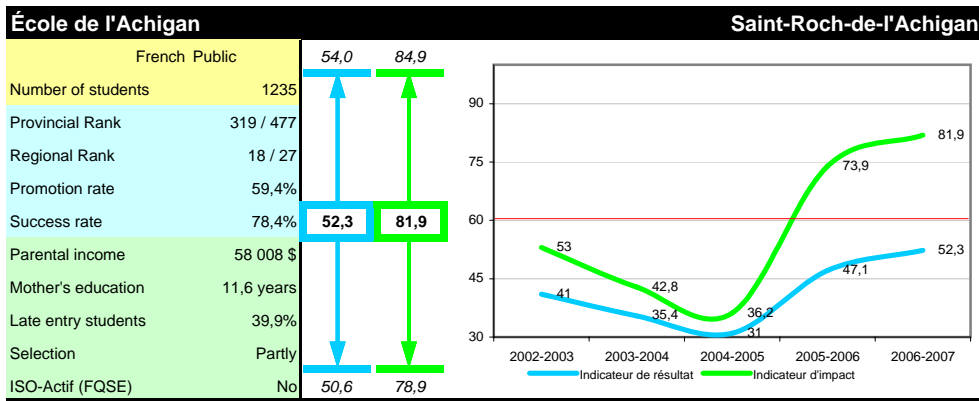
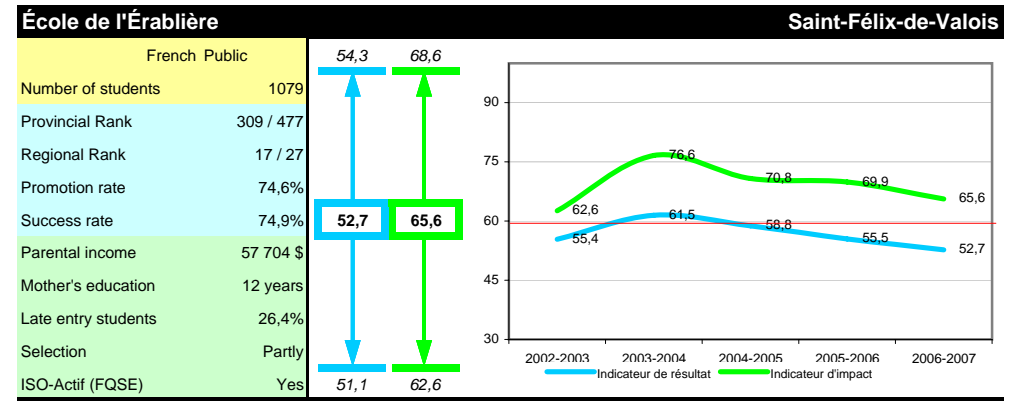
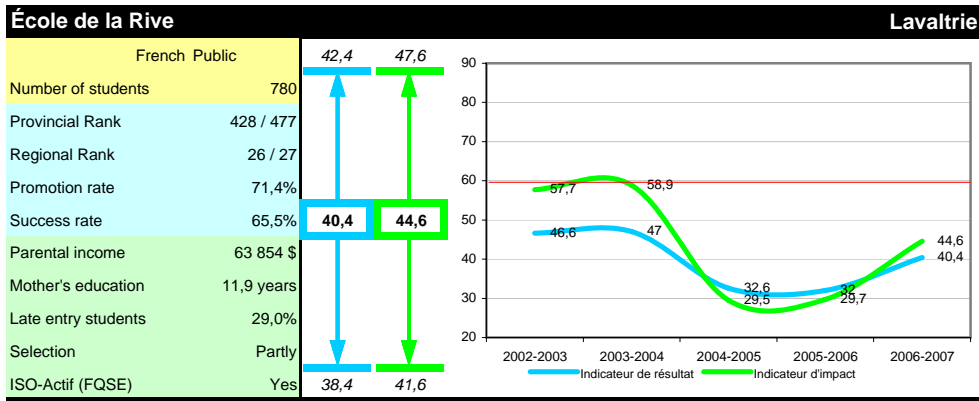
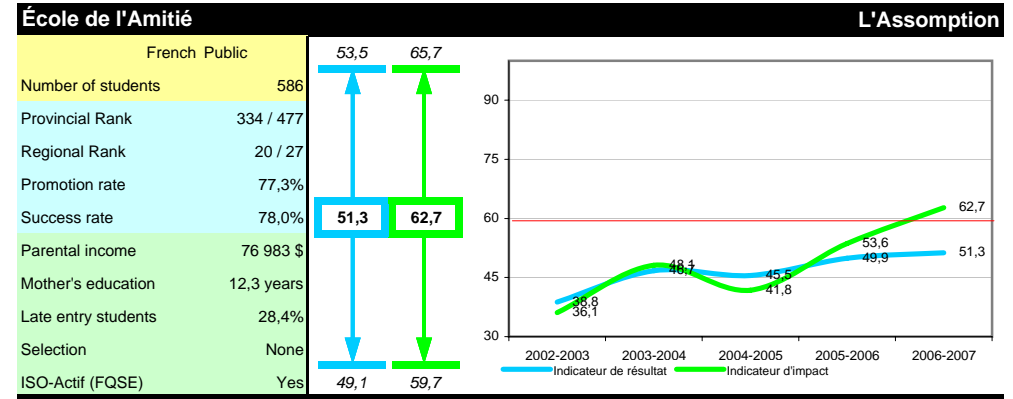
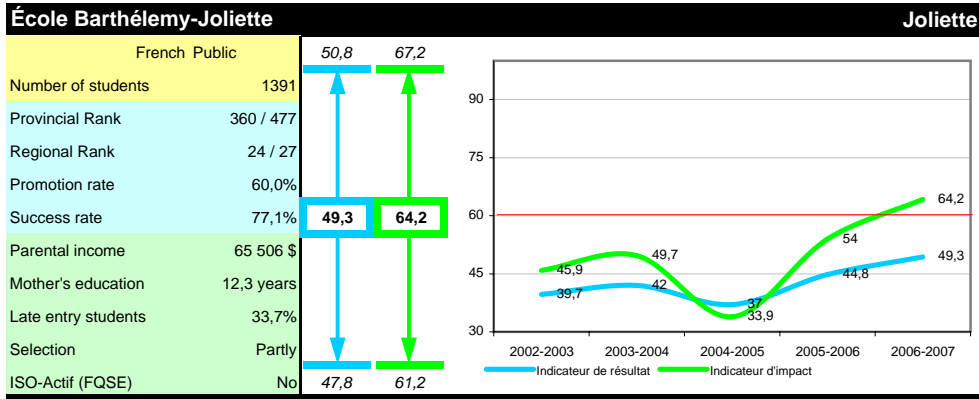


### L'Assomption

### École Armand-Corbeil

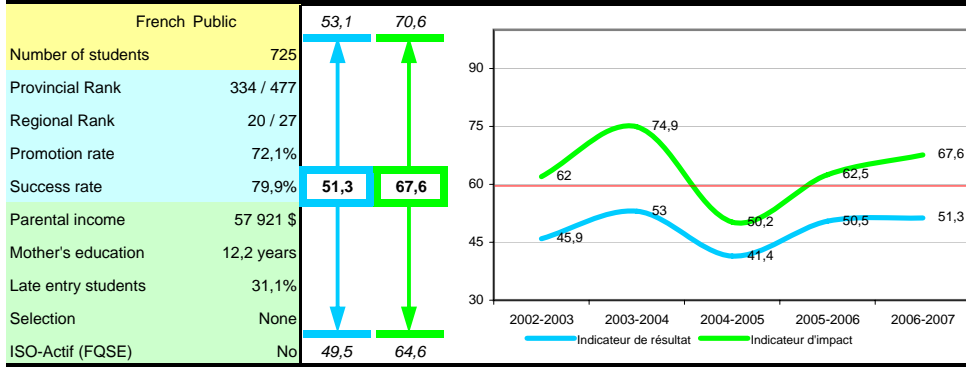


### Terrebonne



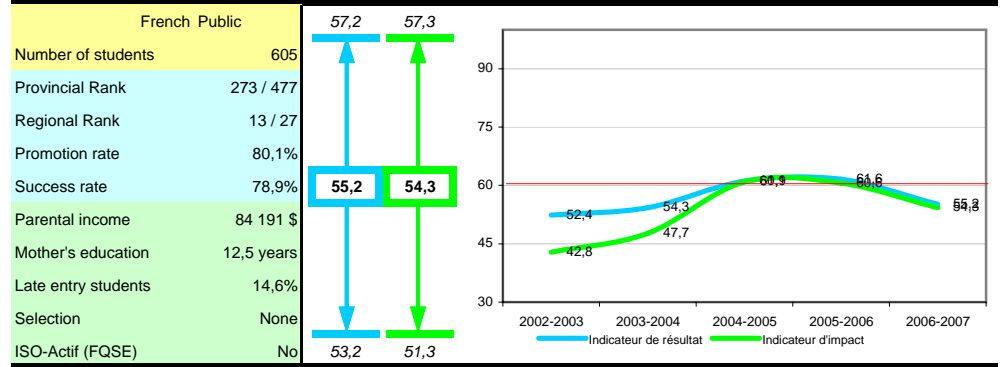
### École des Chutes

Rawdon



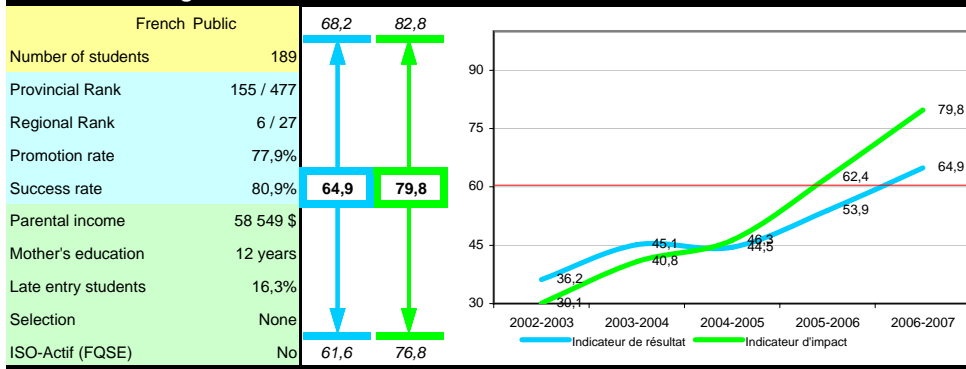
### École des Trois-Saisons

Terrebonne



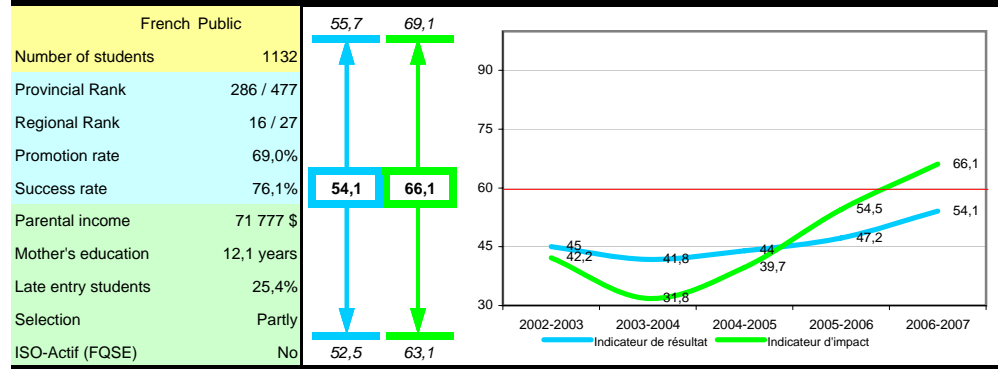
### École des Montagnes

Saint-Michel-des-Saints



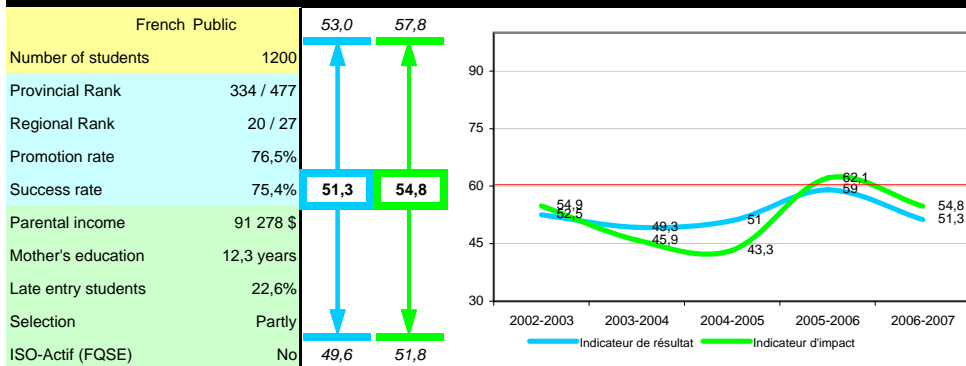
### École du Coteau

Mascouche



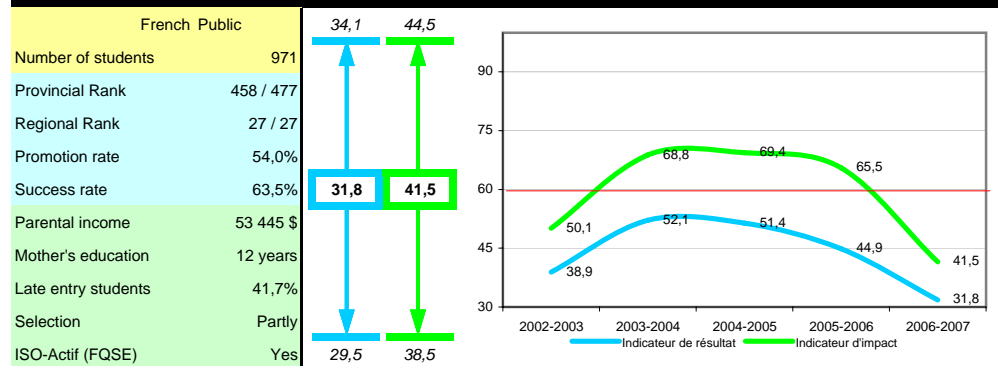
### École des Rives

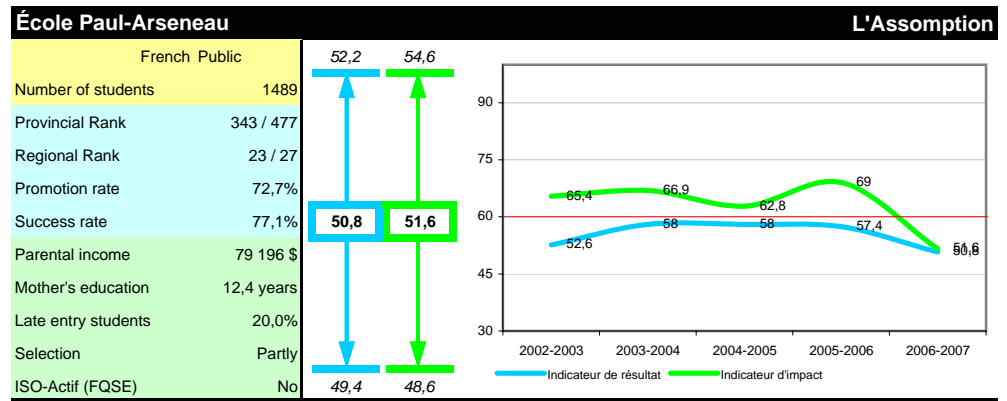
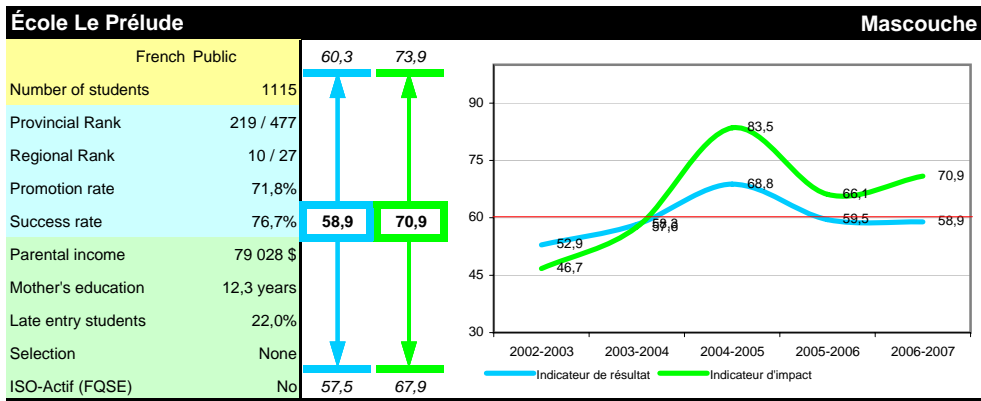
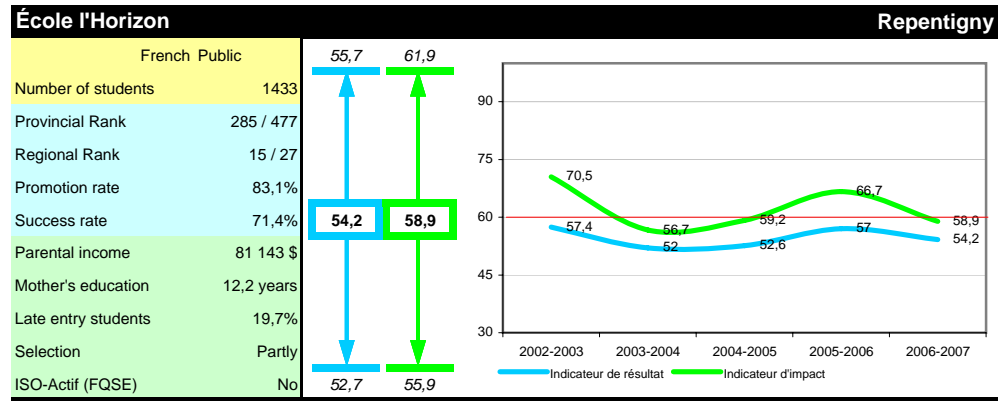
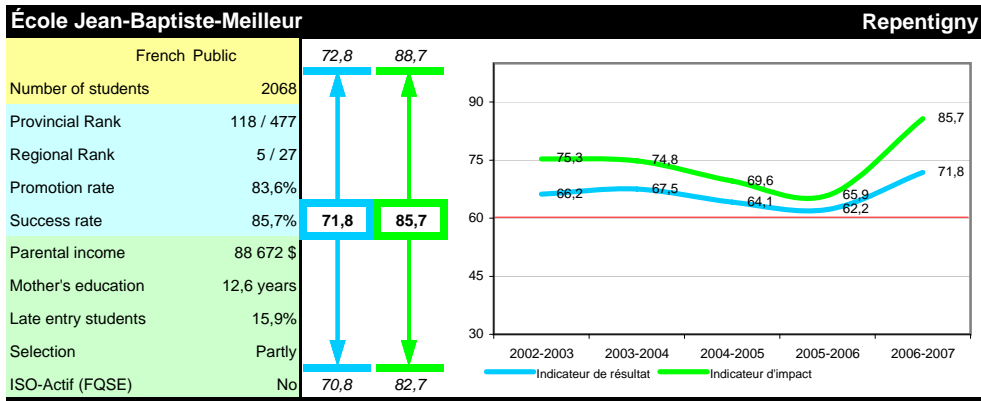
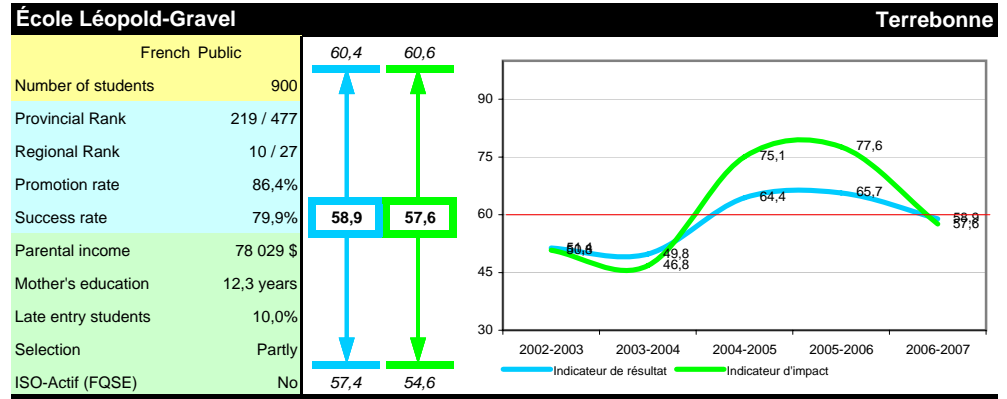
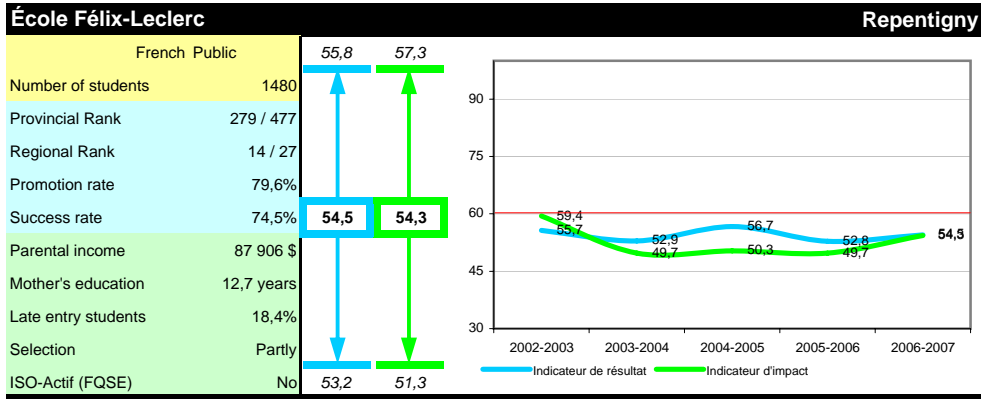
Terrebonne



### École du Havre-Jeunesse

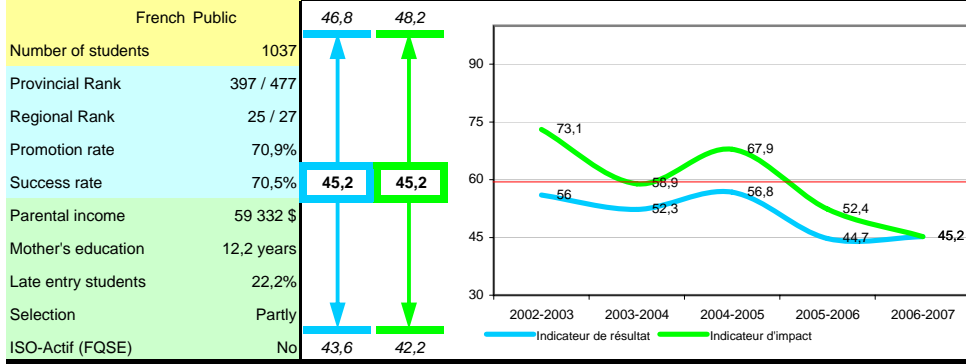
Sainte-Julienne





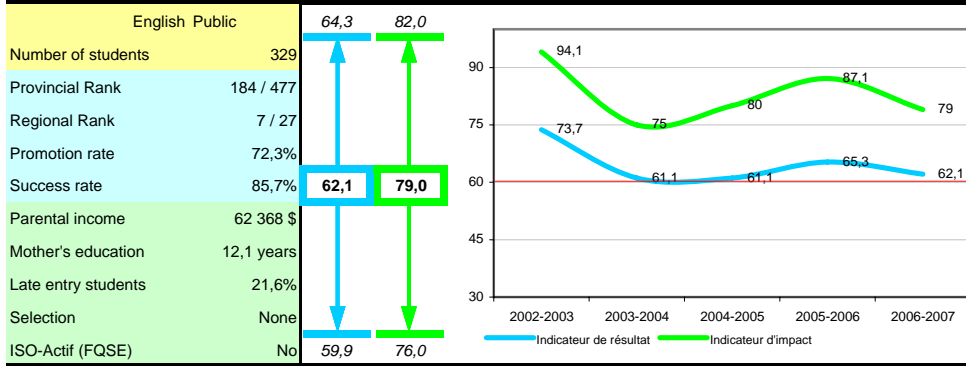
### École Pierre-de-Lestage

Berthierville



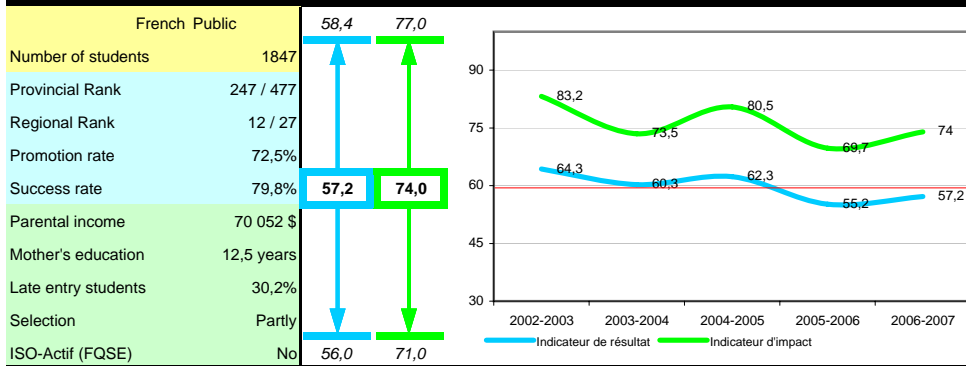
### École secondaire Joliette

Joliette



### École Thérèse-Martin

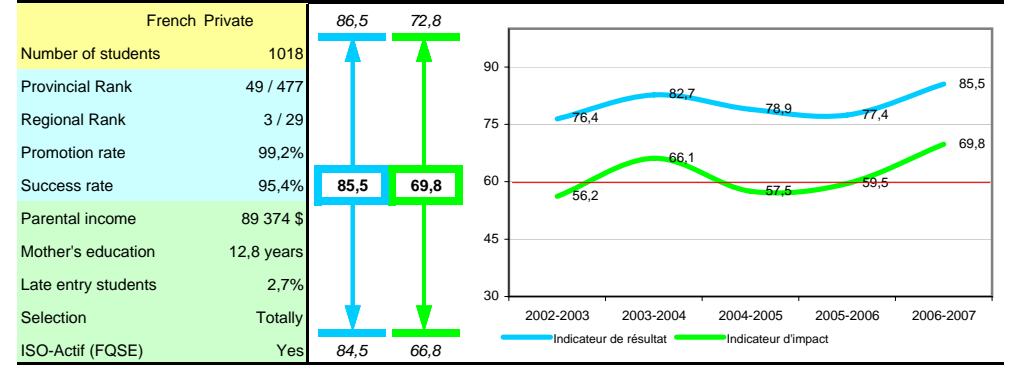
Joliette



### Laurentides

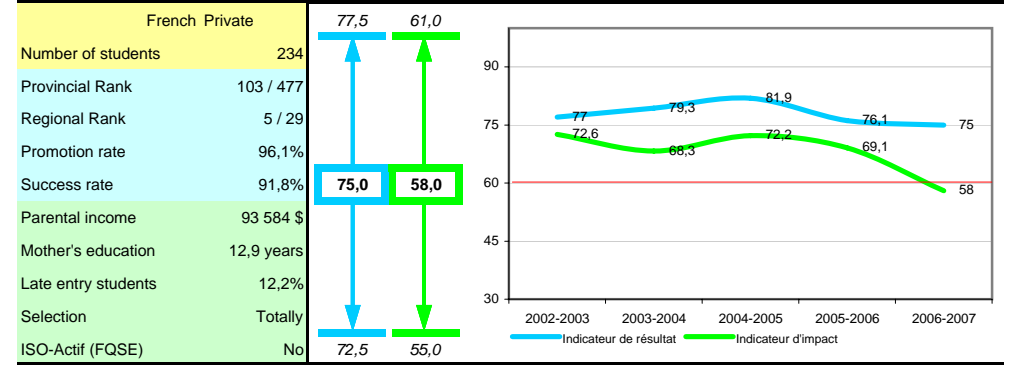
#### Académie Lafontaine

Saint-Jérôme



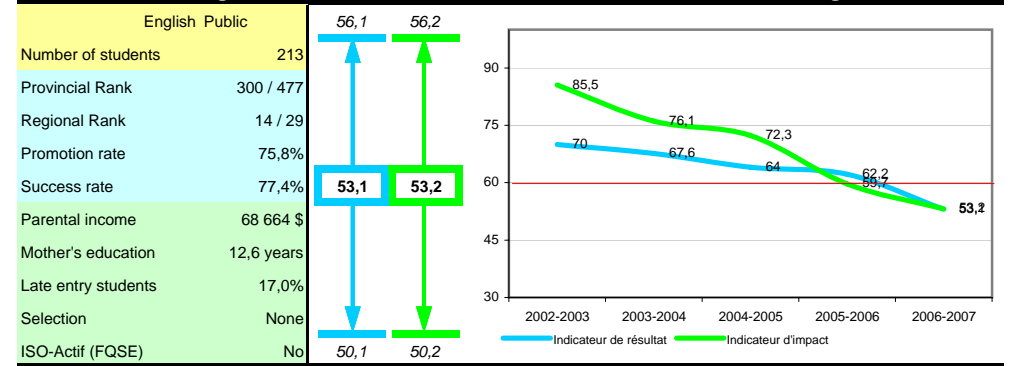
#### Académie Laurentienne

Val-Morin

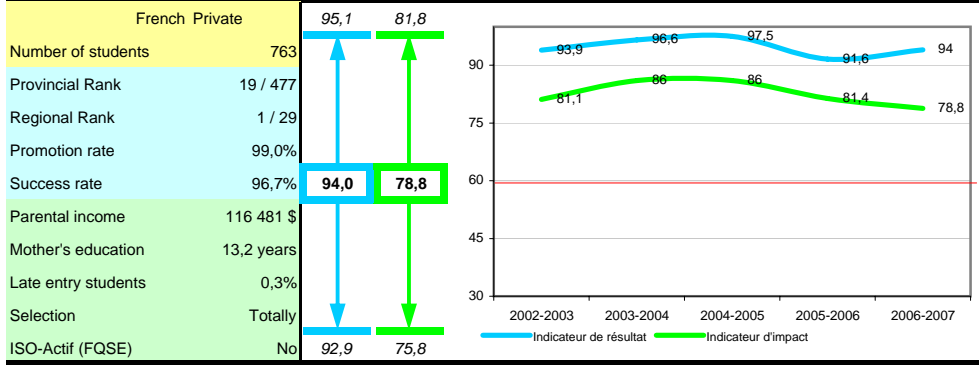


#### Académie Sainte-Agathe

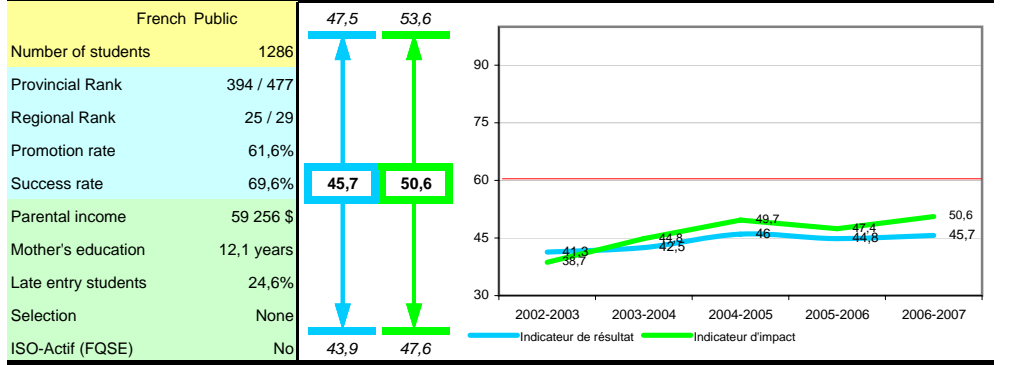
Sainte-Agathe-des-Monts



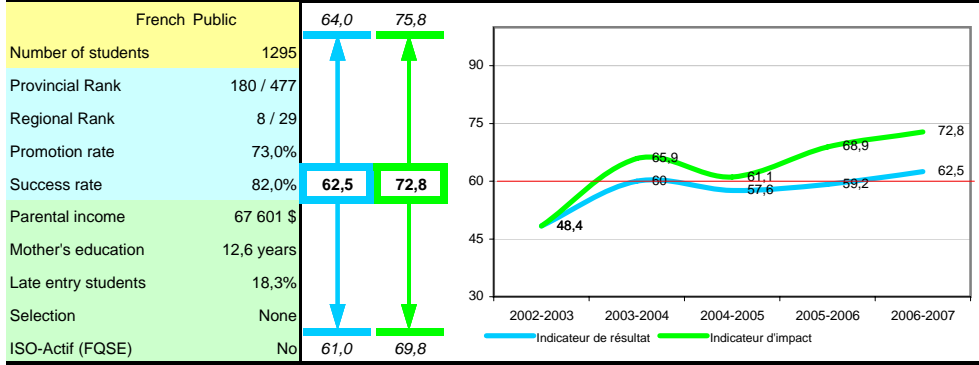
**Académie Ste-Thérèse (Campus Ste-Thérèse) Sainte-Thérèse**



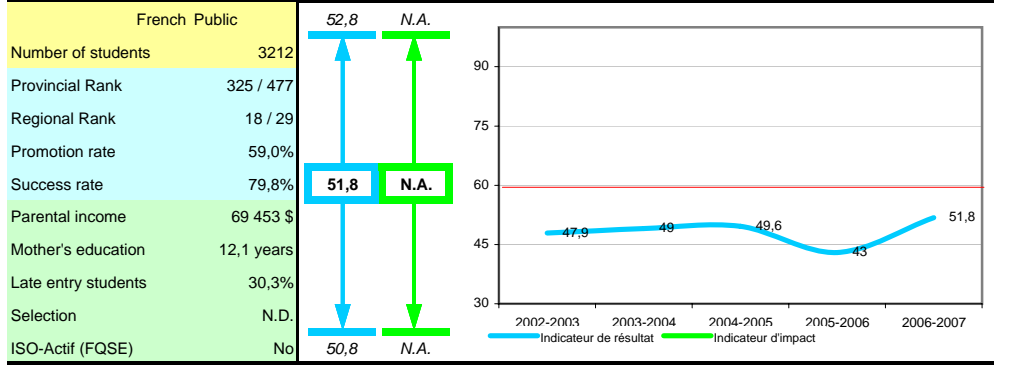
**École polyvalente Lavigne Lachute**



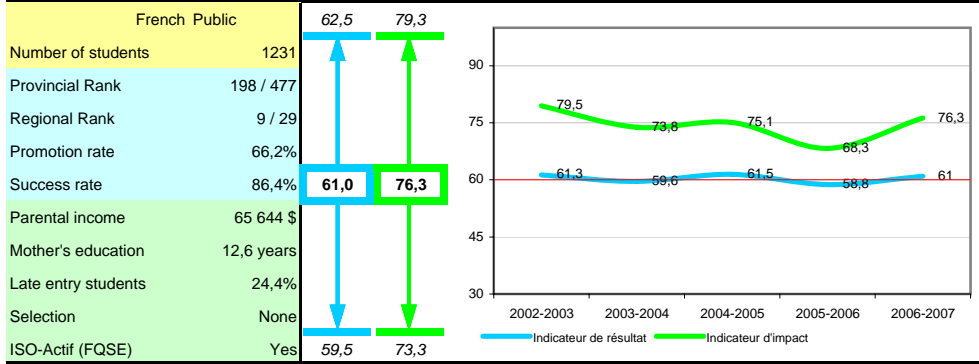
**École polyvalente Curé-Mercure Mont-Tremblant**



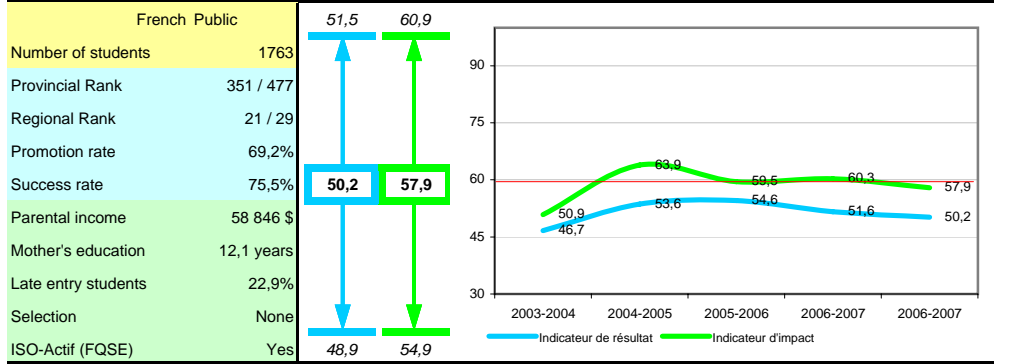
**École polyvalente Saint-Jérôme Saint-Jérôme**



**École polyvalente des Monts Sainte-Agathe-des-Monts**

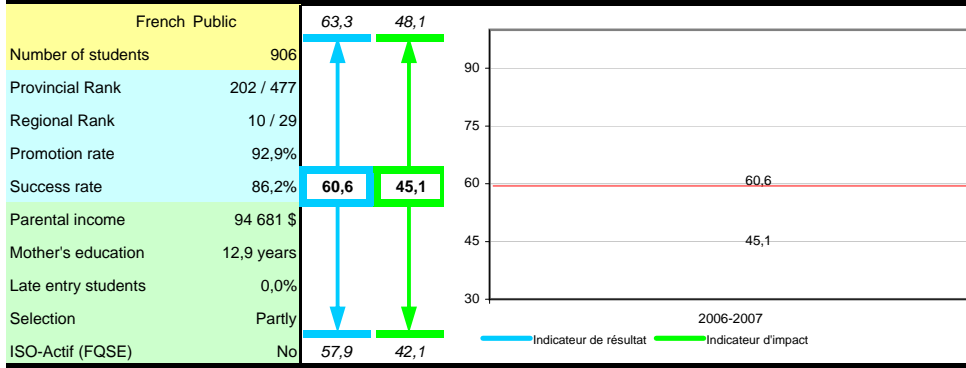


**École polyvalente Saint-Joseph Mont-Laurier**



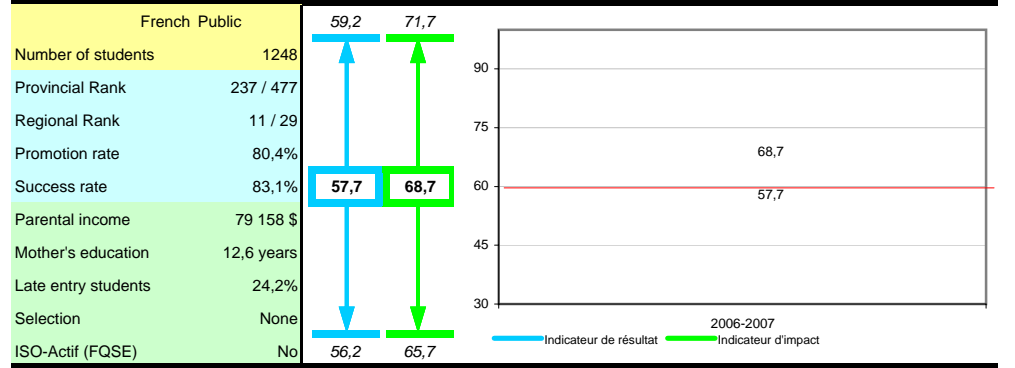
### École Saint-Gabriel

Sainte-Thérèse



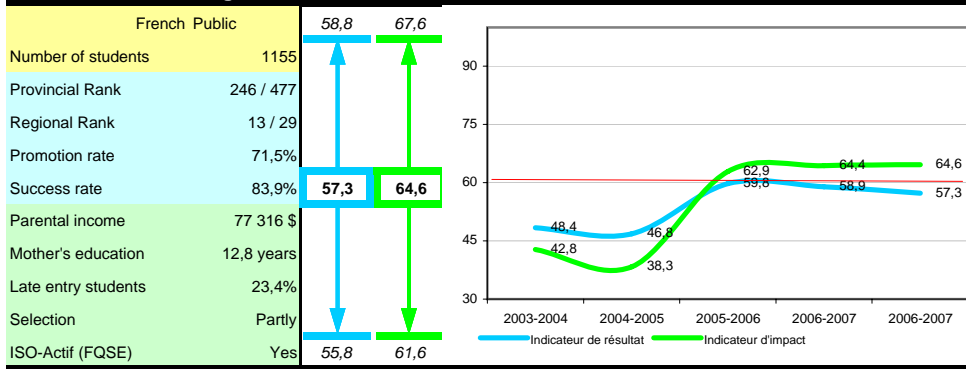
### École secondaire des Hauts-Sommets

Saint-Jérôme



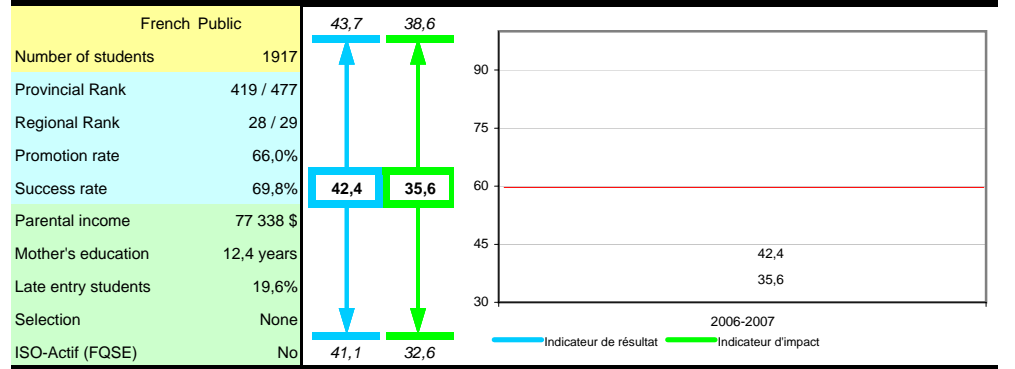
### École secondaire Augustin-Norbert-Morin

Sainte-Adèle



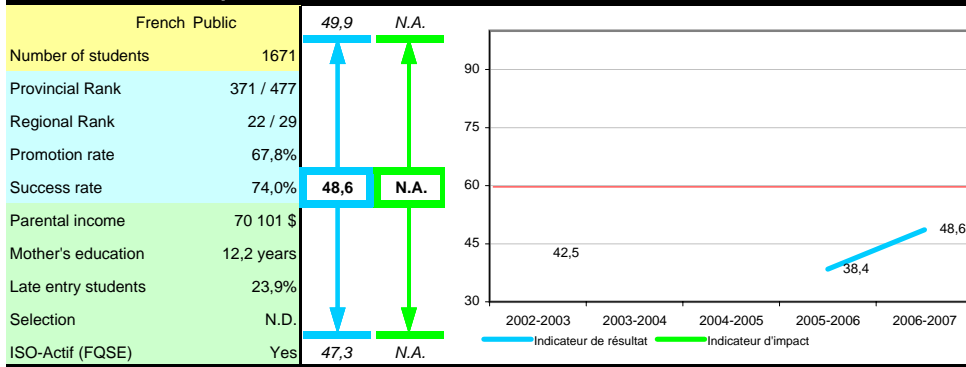
### École secondaire des Patriotes

Saint-Eustache



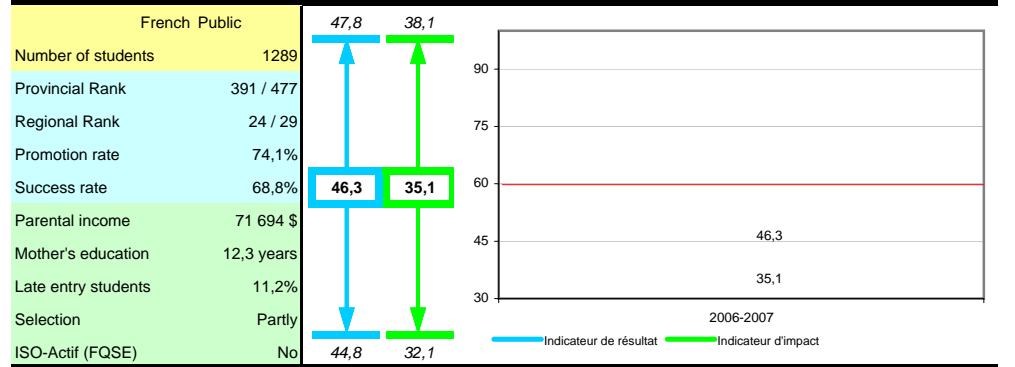
### École secondaire Cap-Jeunesse

Saint-Jérôme

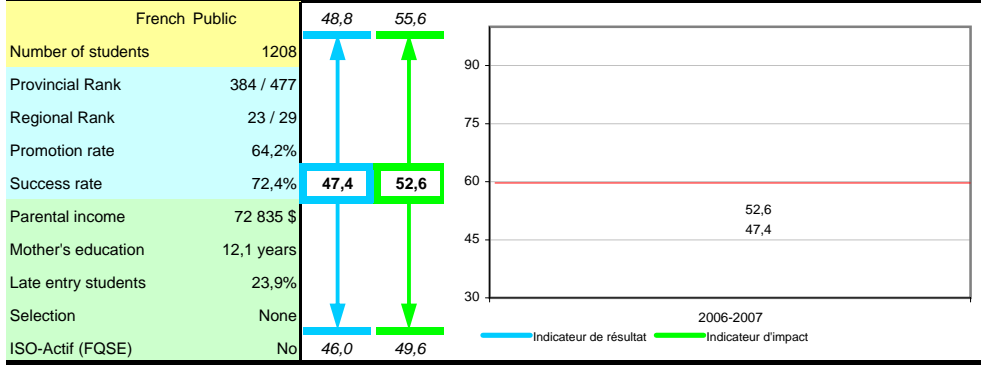


### École secondaire d'Oka

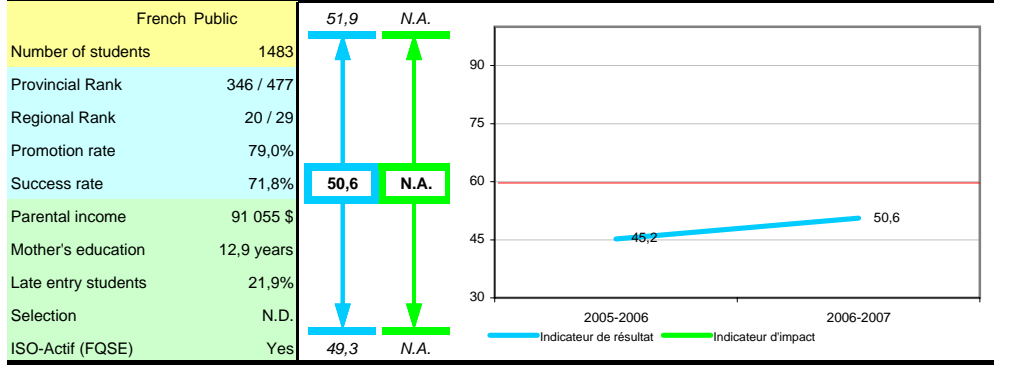
Oka



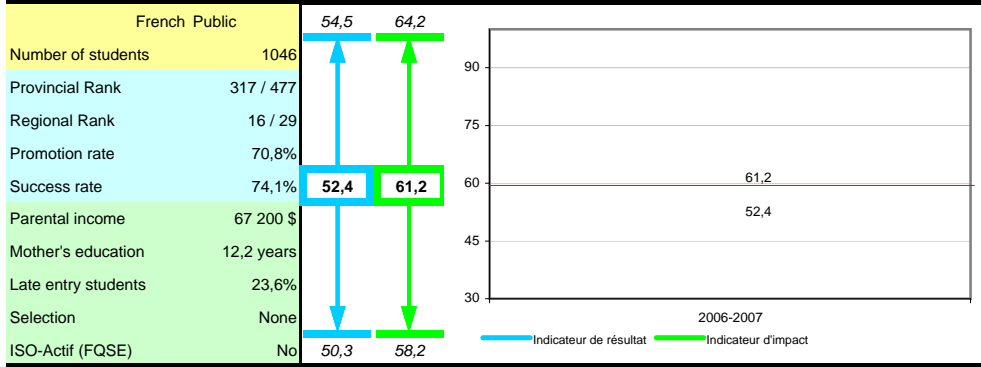
**École secondaire du Harfang** **Sainte-Anne-des-Plaines**



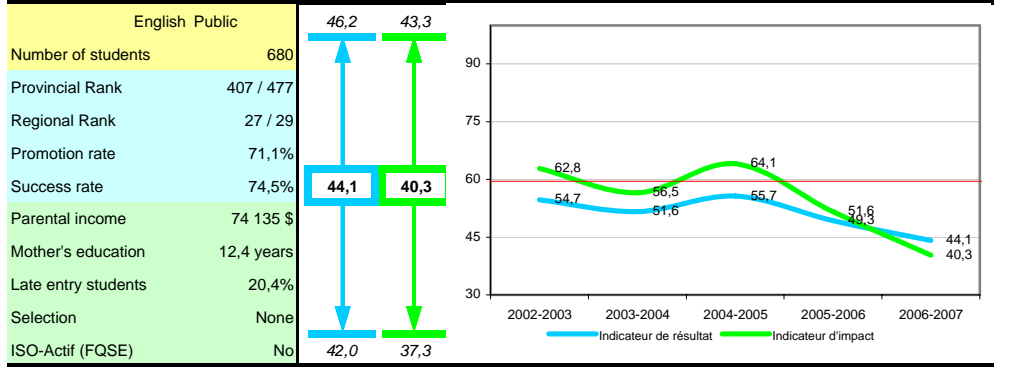
**École secondaire Jean-Jacques-Rousseau** **Boisbriand**



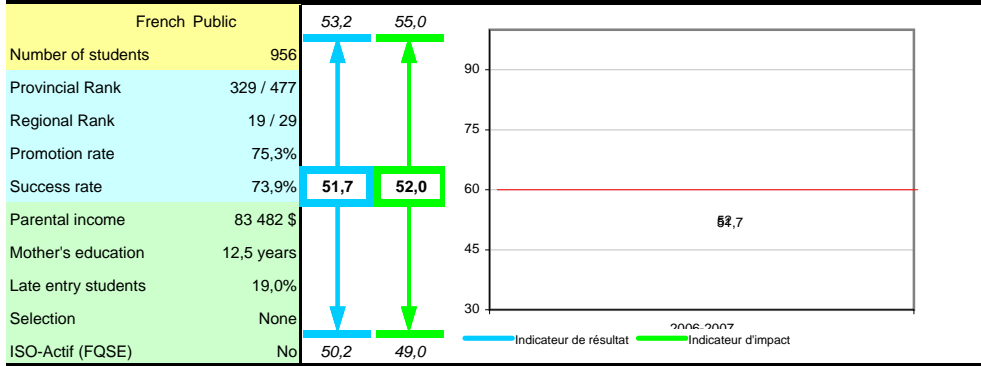
**École secondaire Frenette** **Saint-Jérôme**



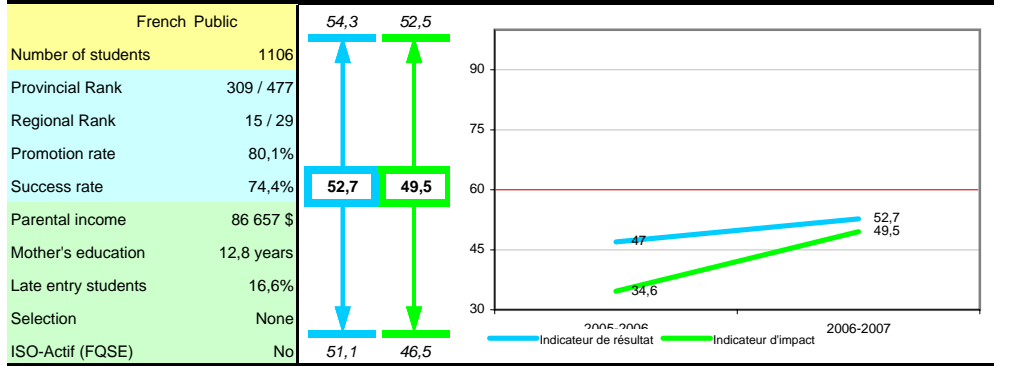
**École secondaire Lake of Two Mountains** **Deux-Montagnes**



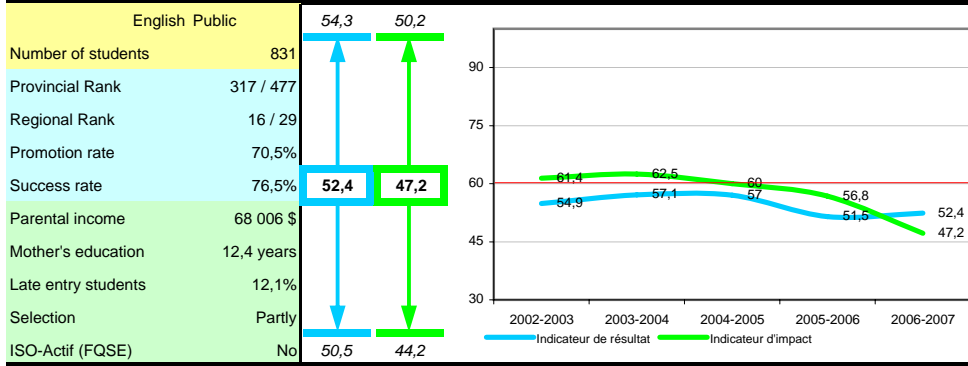
**École secondaire Henri-Dunant** **Blainville**



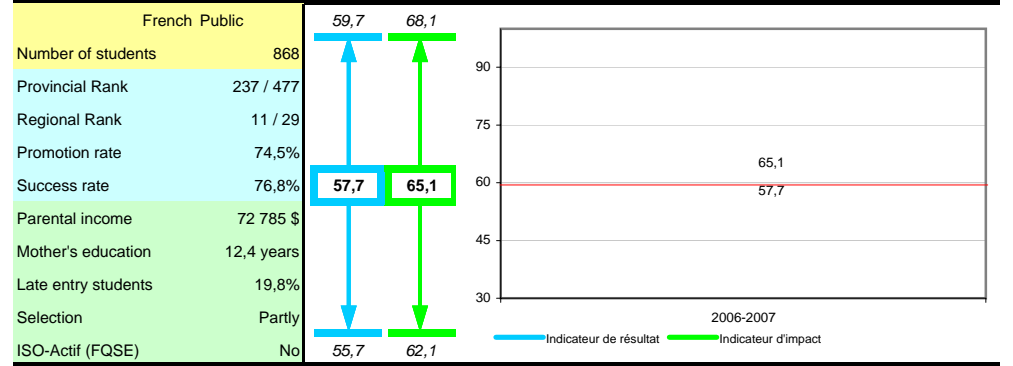
**École secondaire Lucille-Teasdale** **Blainville**



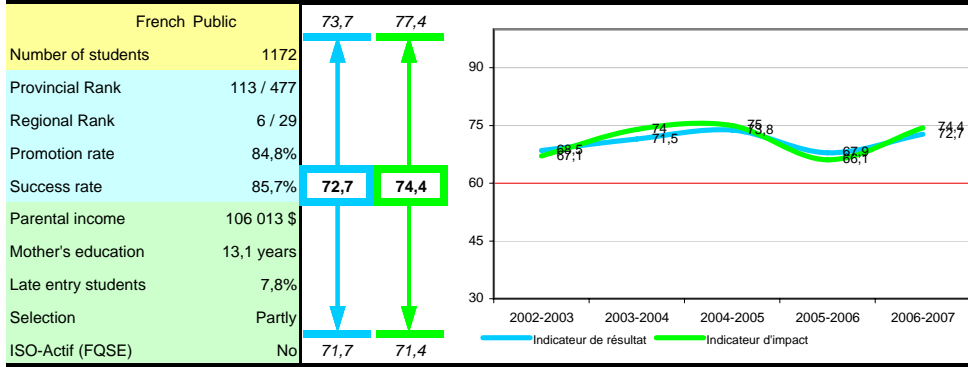
### École secondaire régionale Laurentian Lachute



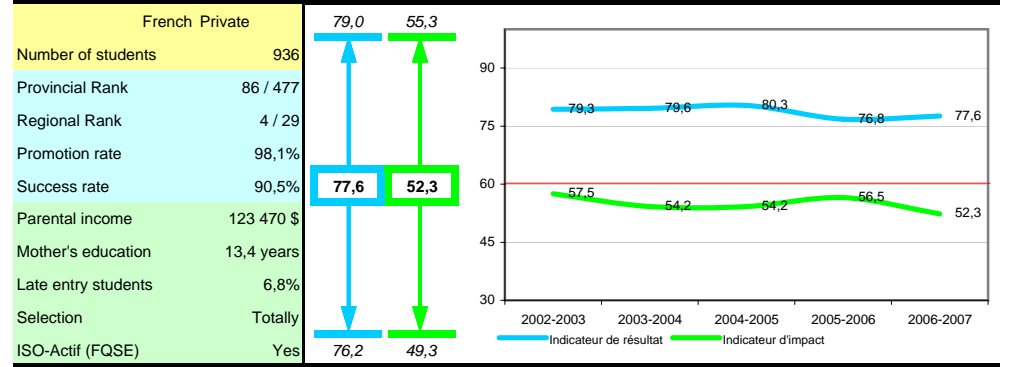
### École secondaire Saint-Stanislas Saint-Jérôme



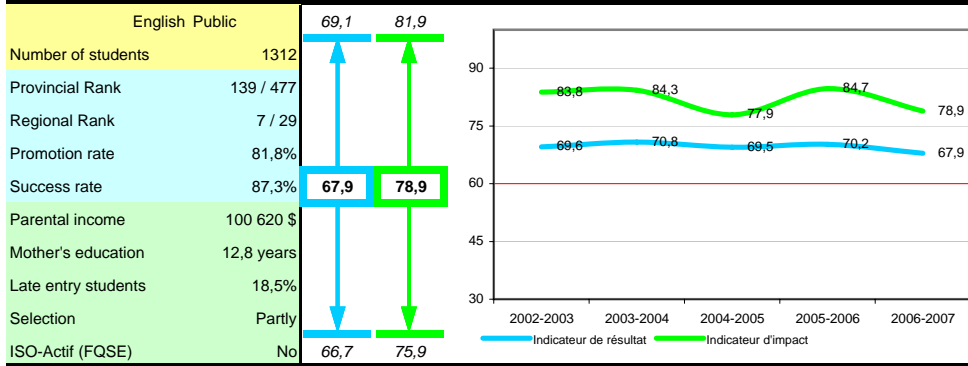
### École secondaire Rive-Nord Bois-des-Filion



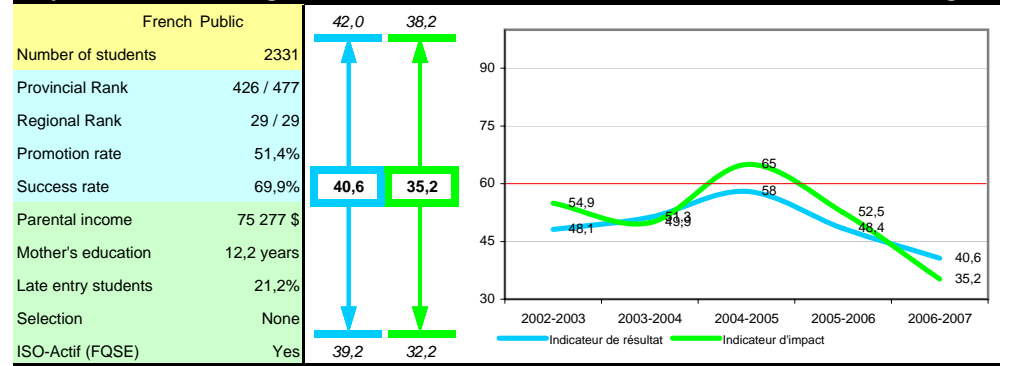
### Externat Sacré-Coeur Rosemère



### École secondaire Rosemère Rosemère

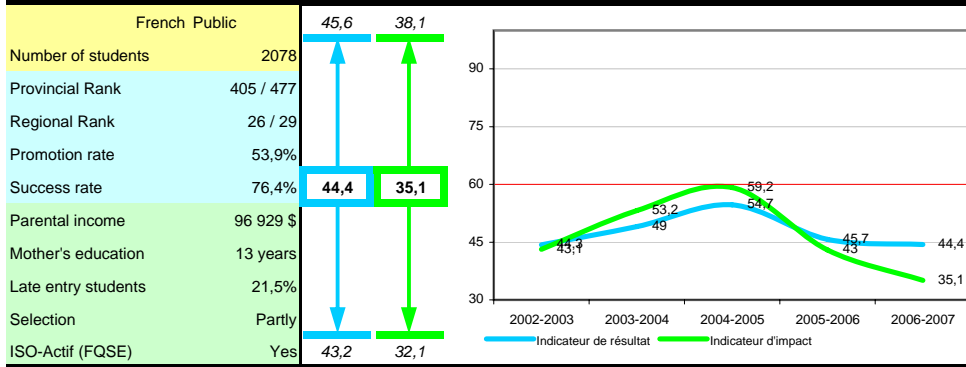


### Polyvalente Deux-Montagnes Deux-Montagnes



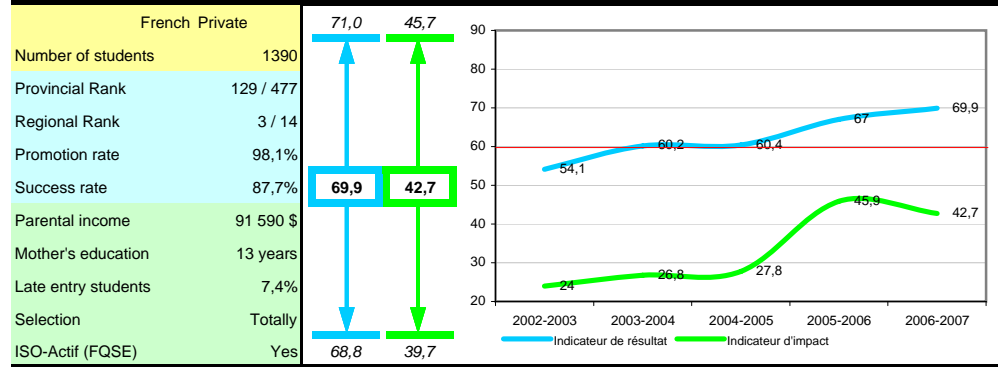
### Polyvalente Sainte-Thérèse

Sainte-Thérèse



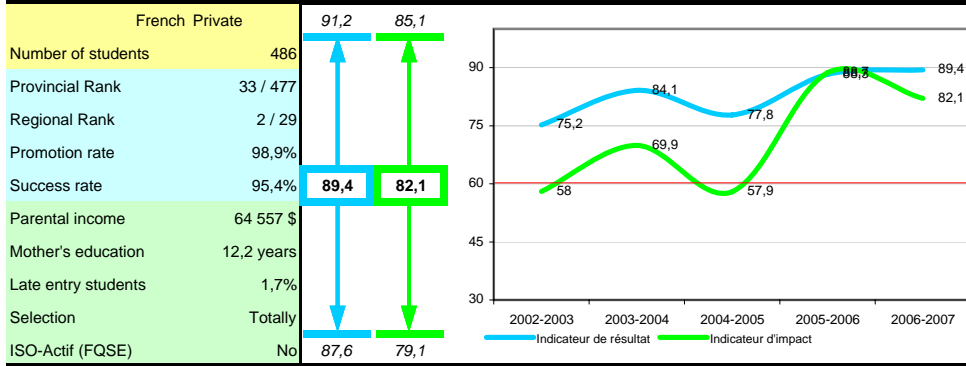
### Collège Letendre

Laval



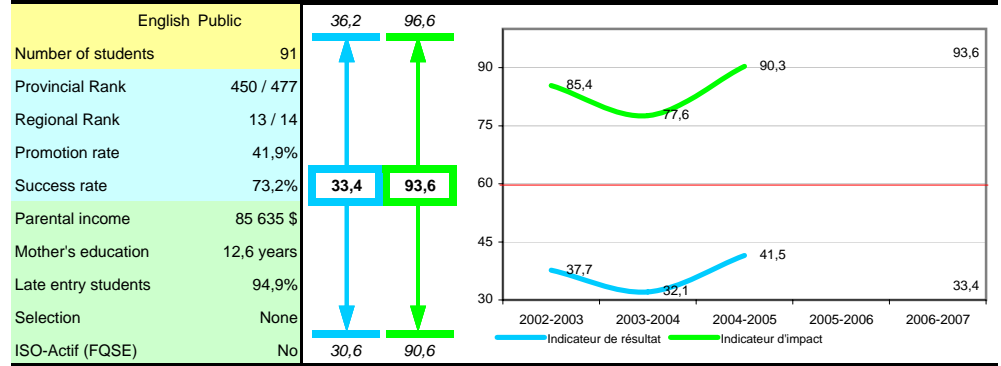
### Séminaire du Sacré-Coeur

Grenville-sur-la-Rouge



### École Alternative Phoenix

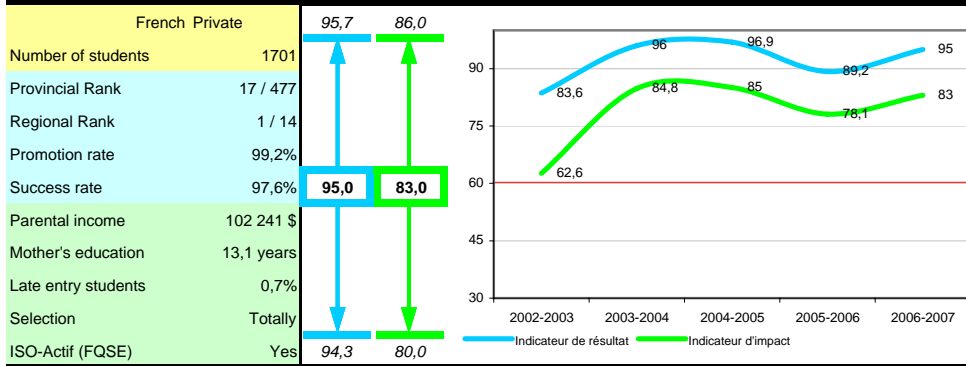
Laval



### Laval

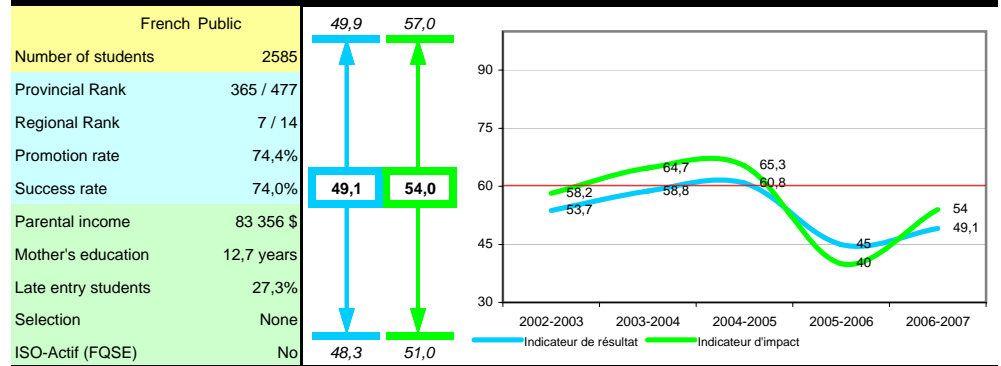
### Collège Laval

Laval

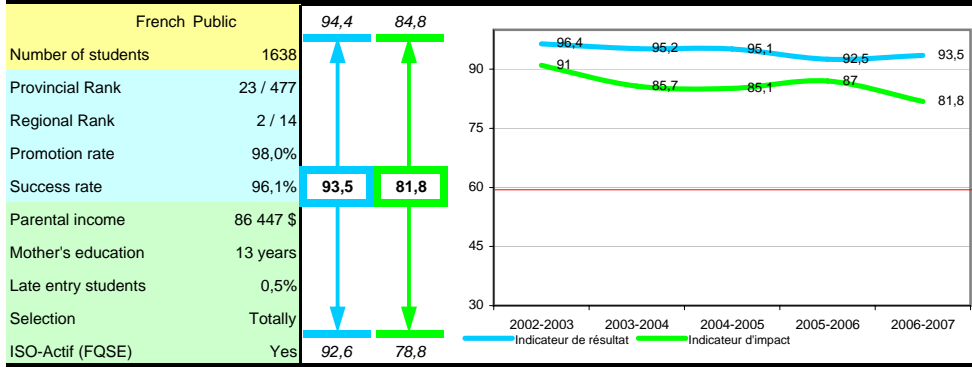


### École Curé-Antoine-Labelle

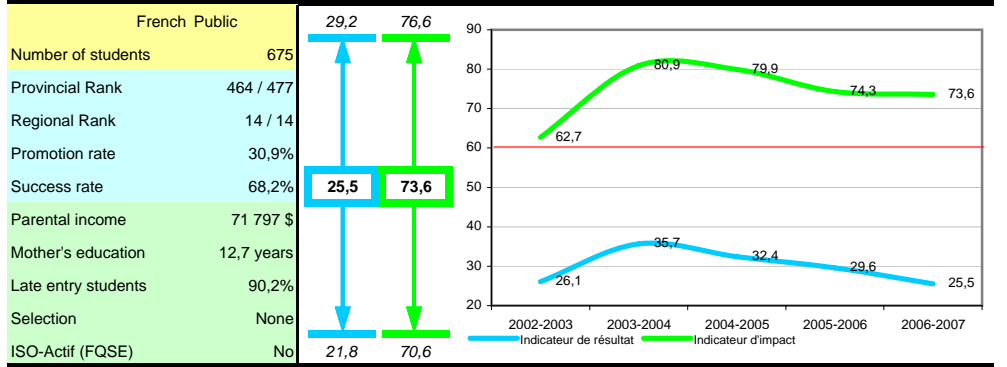
Laval



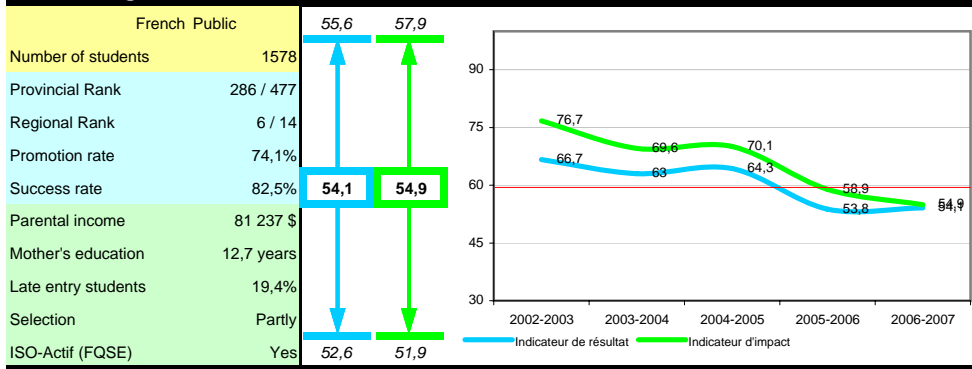
### École d'éducation internationale de Laval



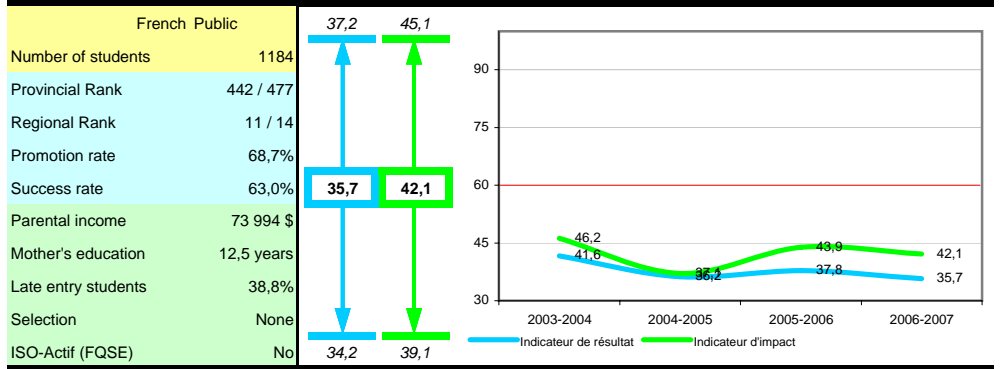
### École Le Virage



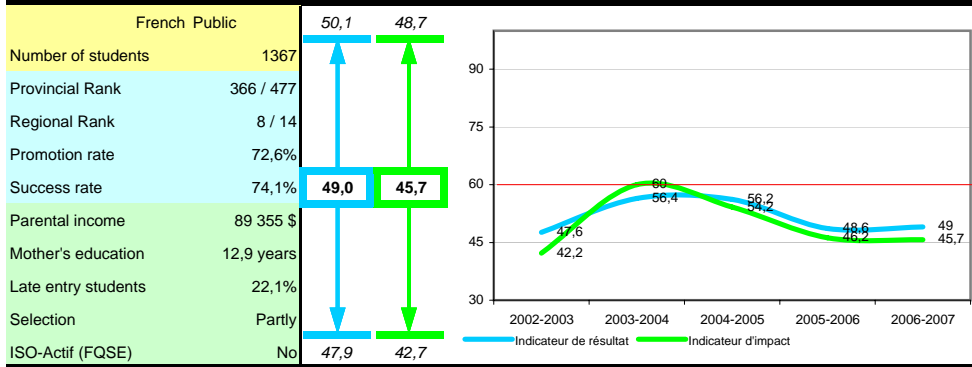
### École Georges-Vanier



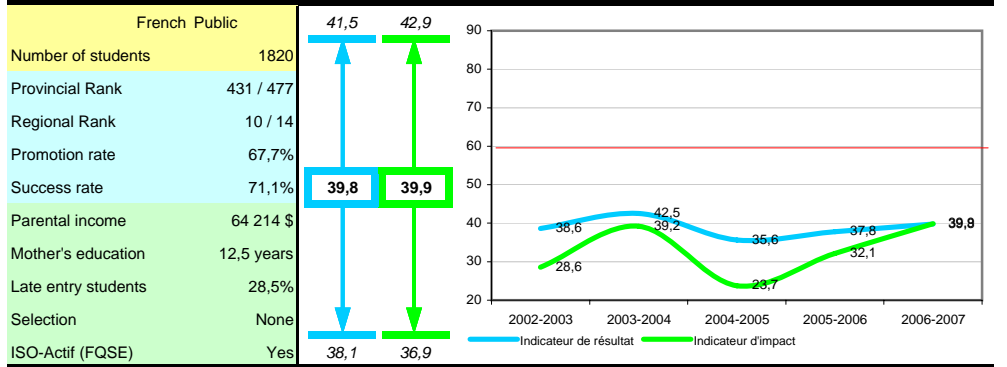
### École Leblanc



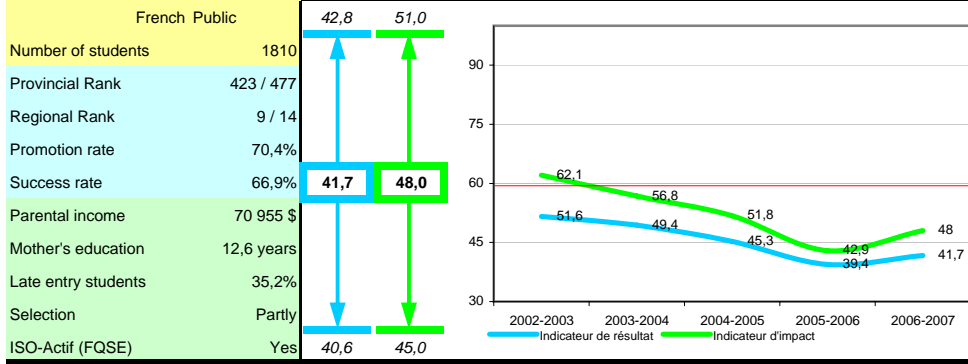
### École Horizon Jeunesse



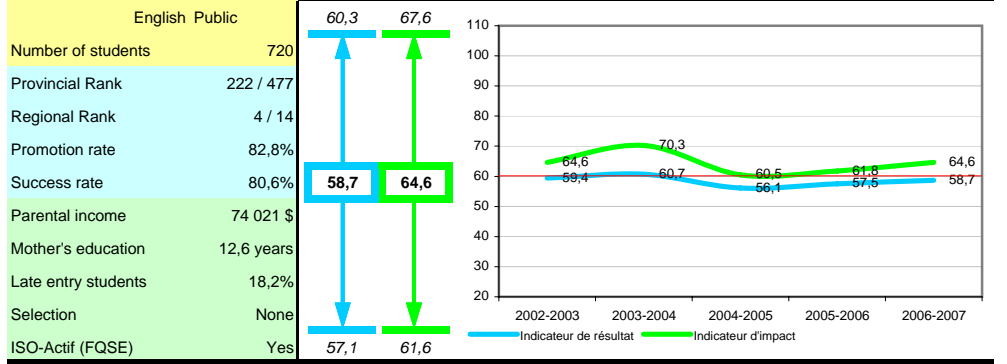
### École Mont-de-La Salle



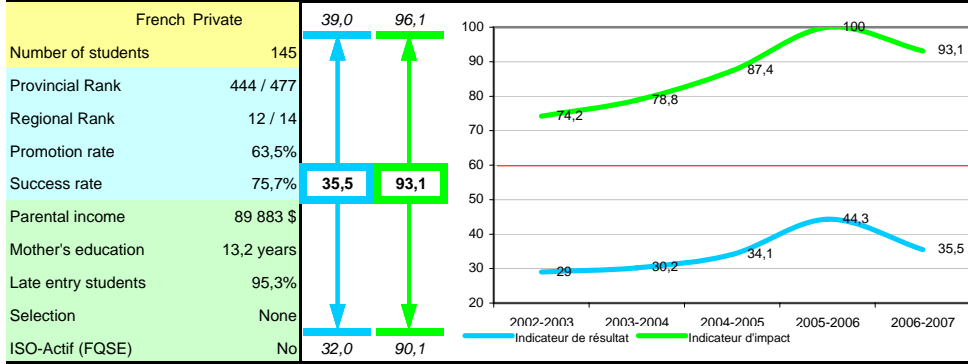
### École Saint-Maxime Laval



### École secondaire Laval-Liberty Laval

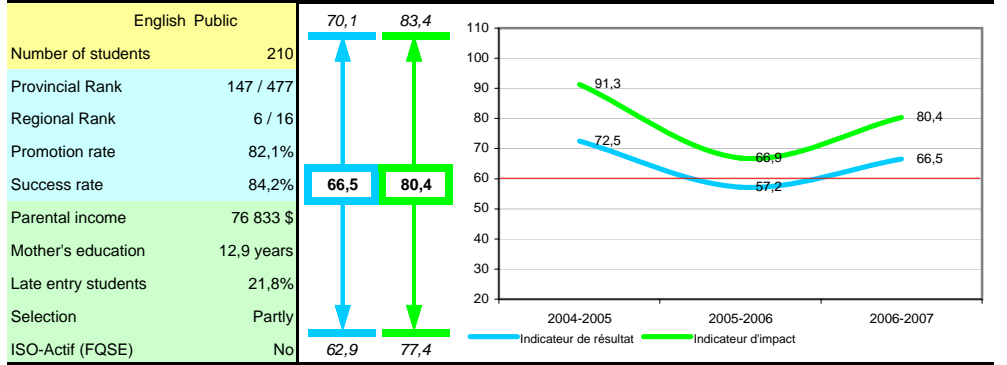


### École secondaire francophone Vanguard Québec Laval

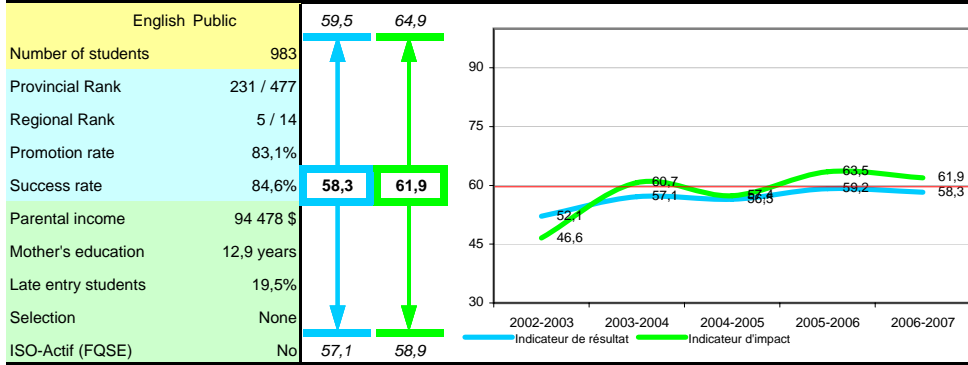


### Mauricie

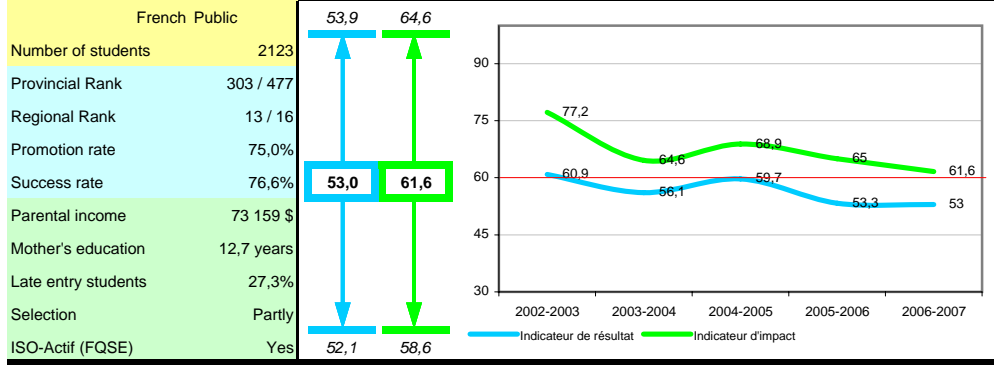
### Académie de Trois-Rivières Trois-Rivières



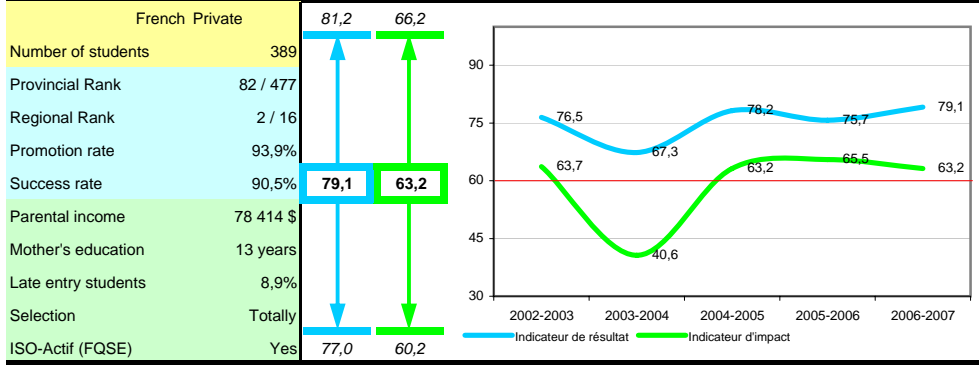
### École secondaire Laurier Laval



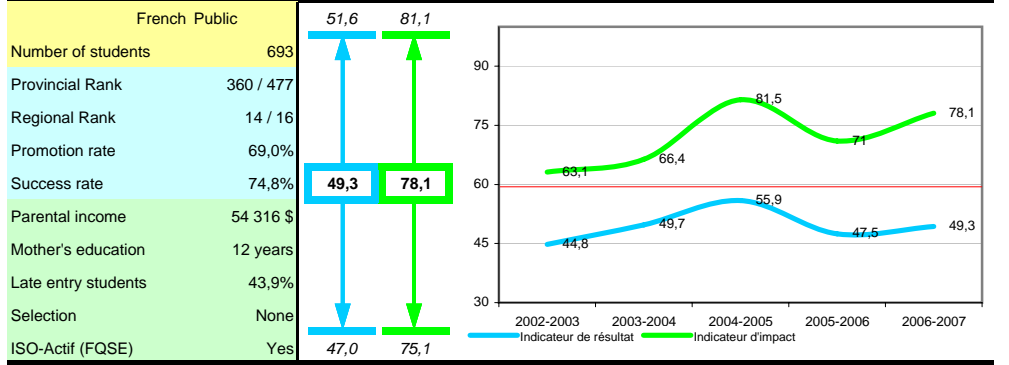
### Académie les Estacades Trois-Rivières



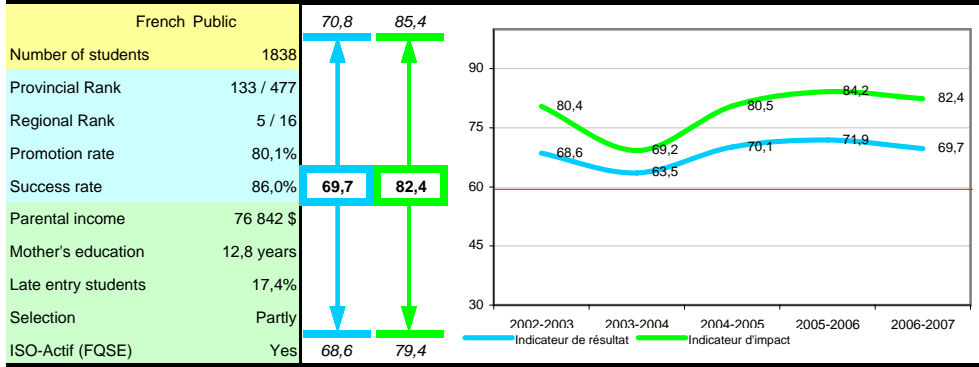
**Collège Marie-de-l'Incarnation Trois-Rivières**



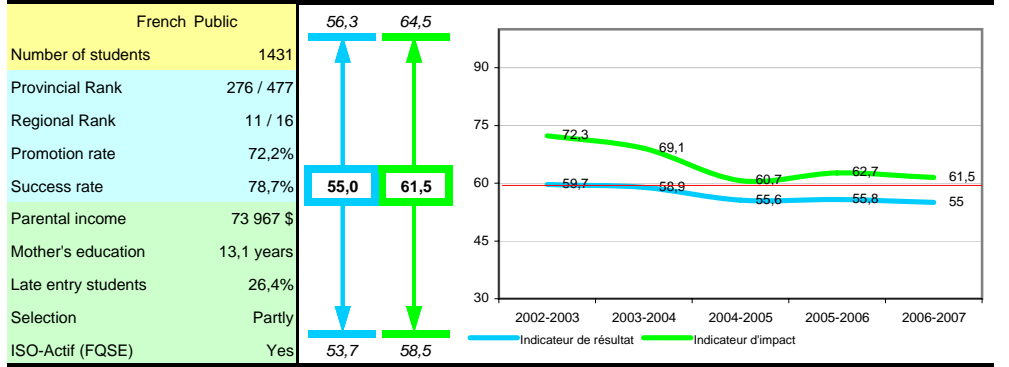
**École secondaire des Chutes Shawinigan**



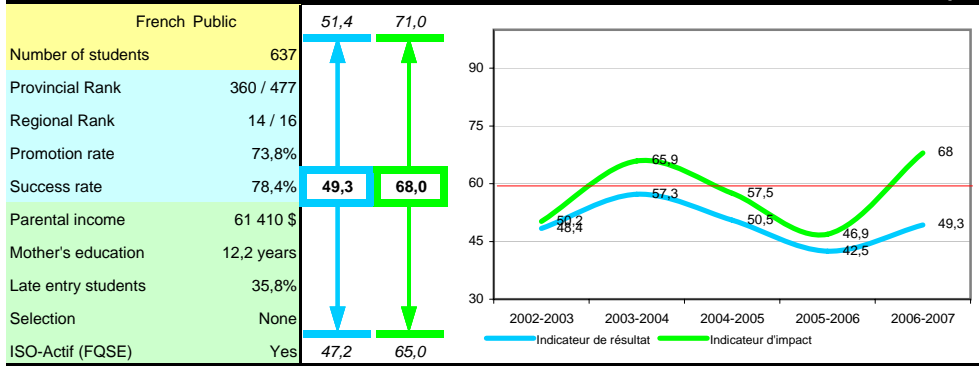
**École Chavigny Trois-Rivières**



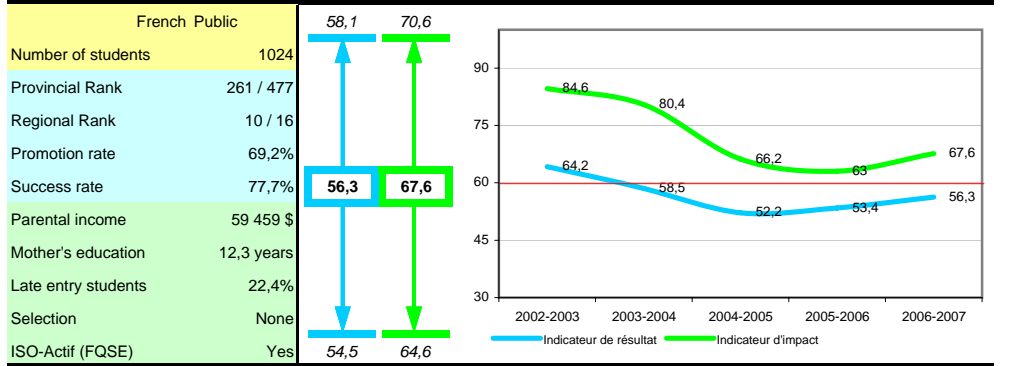
**École secondaire des Pionniers Trois-Rivières**



**École secondaire Champagnat La Tuque**

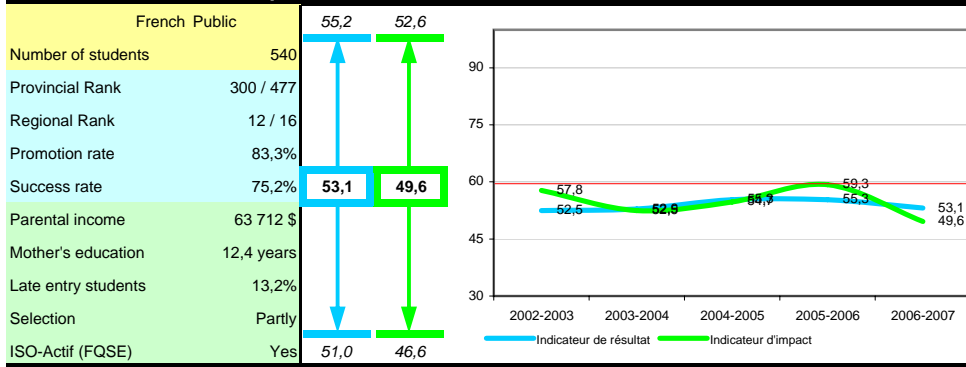


**École secondaire du Rocher Grand-Mère**



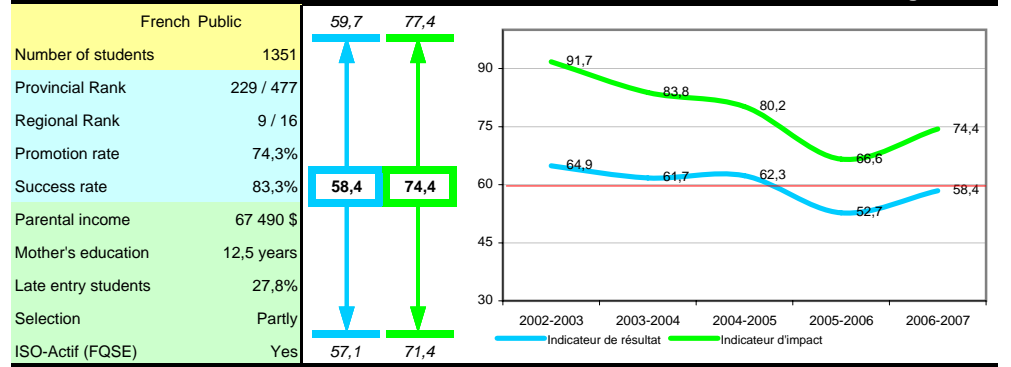
### École secondaire le Tremplin

### Sainte-Geneviève-de-Batiscan



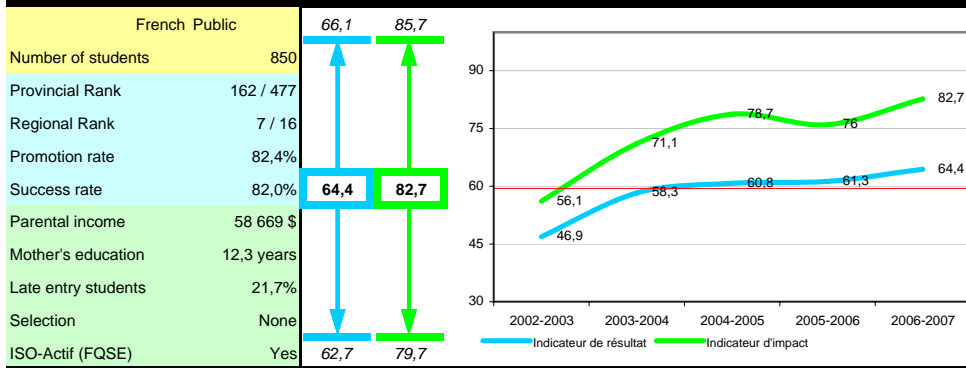
### École secondaire Val-Mauricie

### Shawinigan-Sud



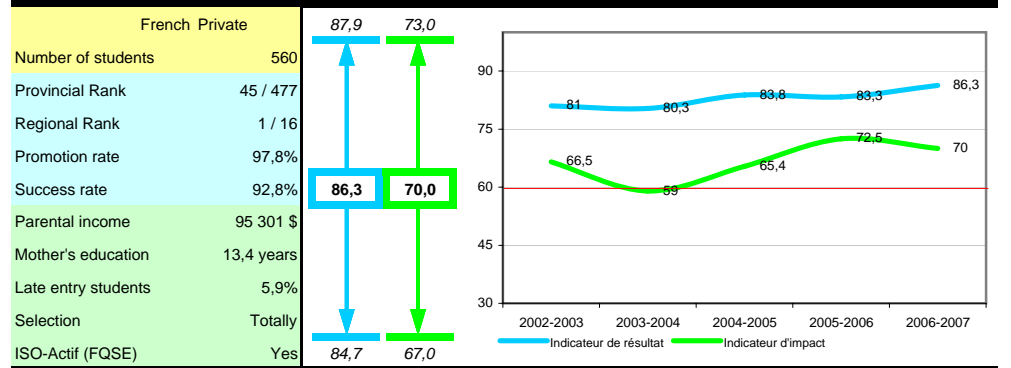
### École secondaire l'Escale

### Louiseville



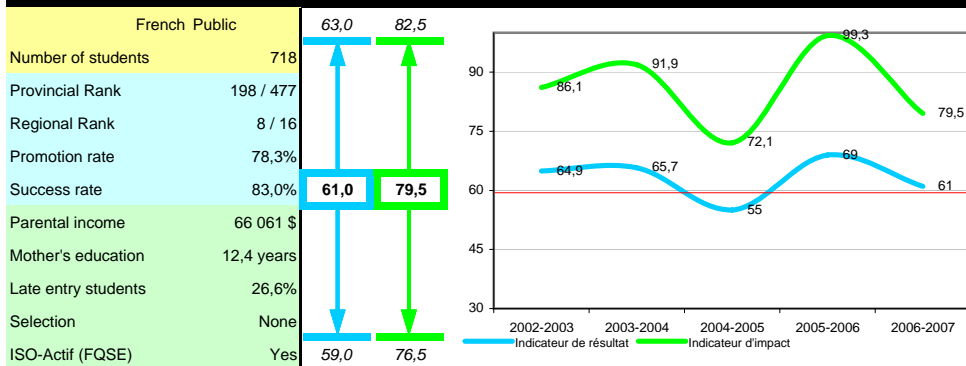
### Institut secondaire Keranna

### Trois-Rivières



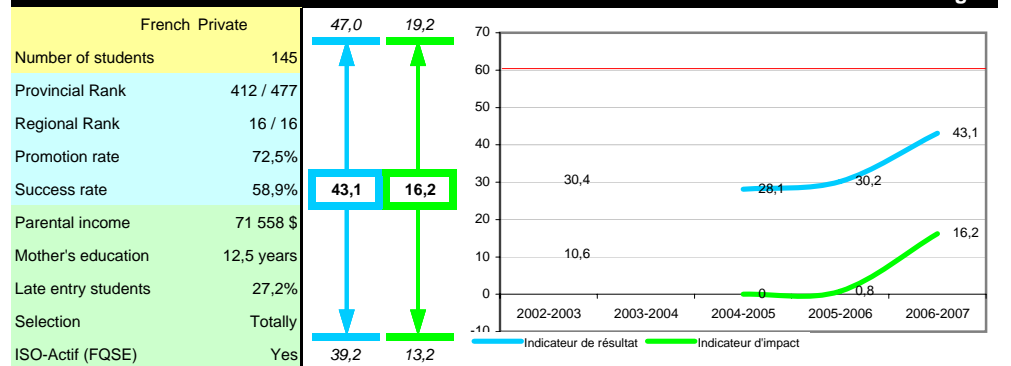
### École secondaire Paul-Le Jeune

### Saint-Tite



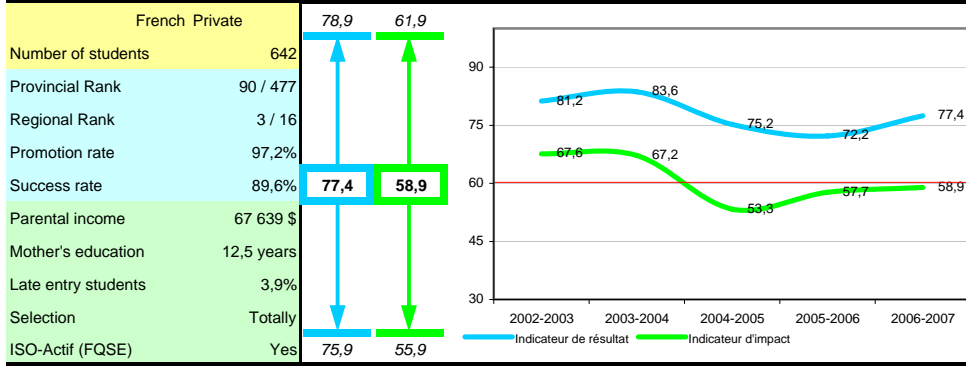
### Institution secondaire Montfort

### Shawinigan



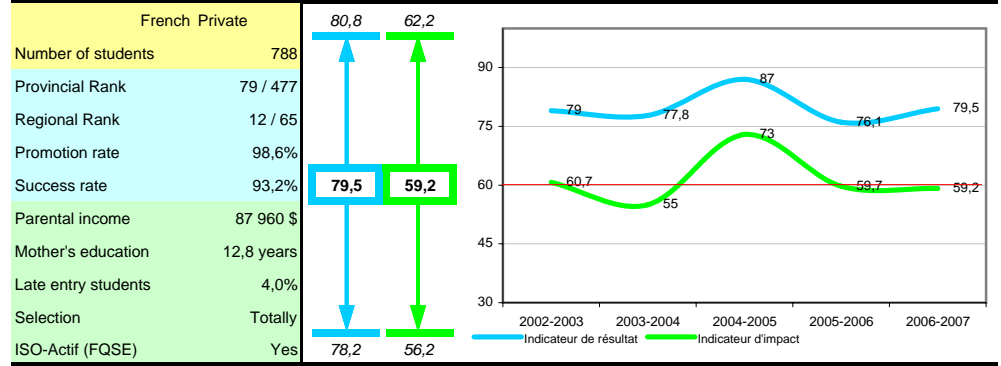
### Séminaire Sainte-Marie

### Shawinigan



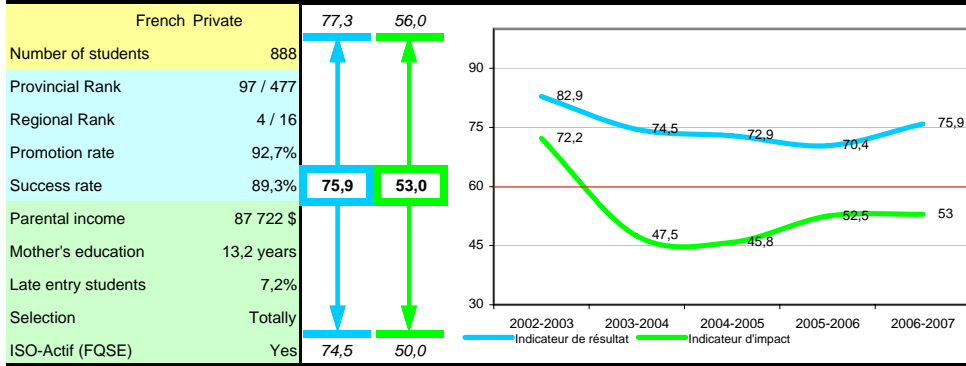
### Collège Antoine-Girouard

### Saint-Hyacinthe



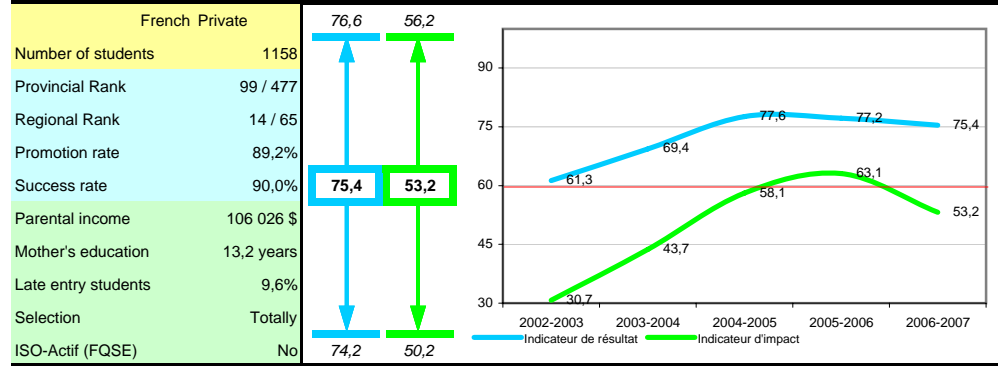
### Séminaire Saint-Joseph

### Trois-Rivières



### Collège Bourget

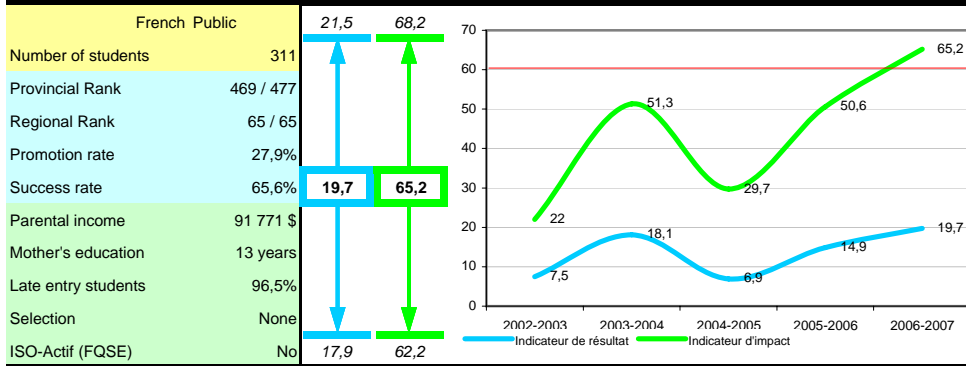
### Rigaud



## Montérégie

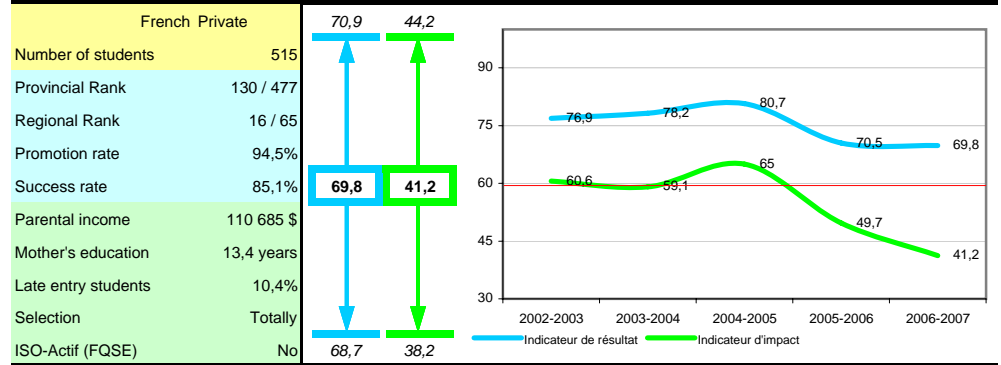
### Centre des services alternatifs - École De La Rabastalière

### Saint-Bruno

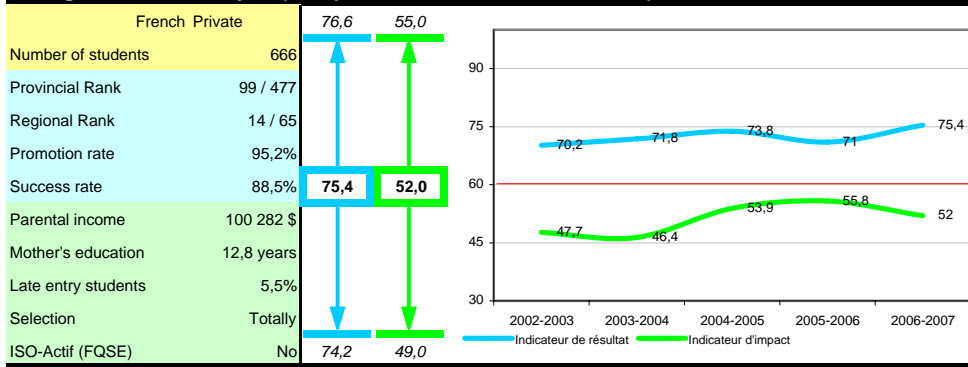


### Collège Charles-Lemoyne (Campus Longueuil II)

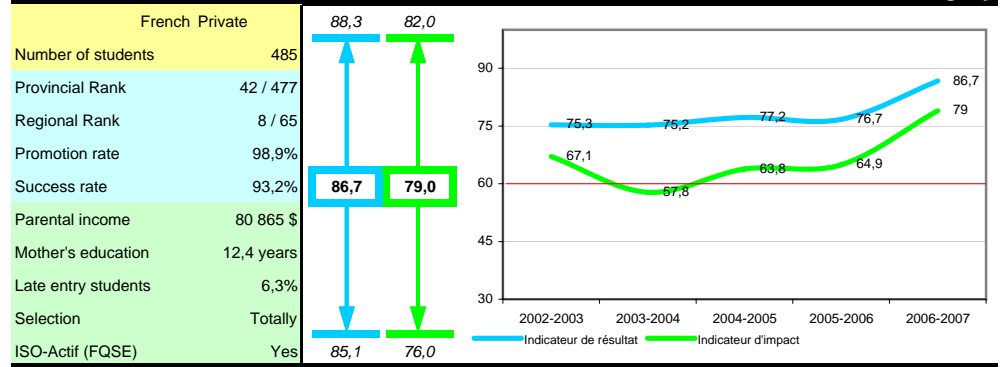
### Longueuil



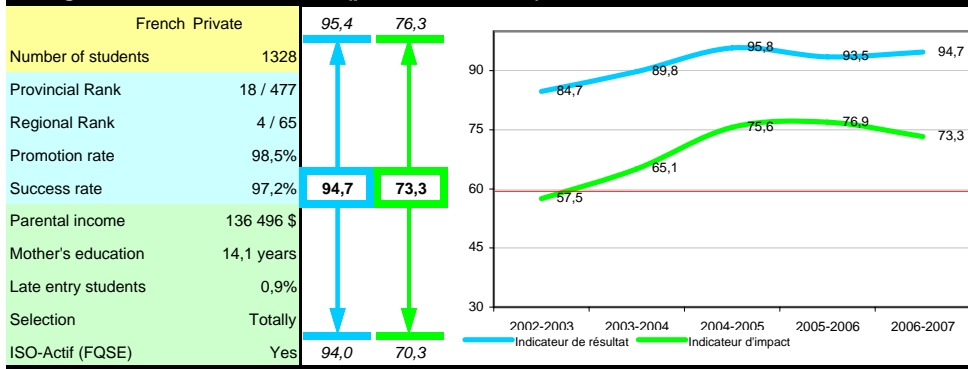
### Collège Charles-Lemoyne (Campus Ville de Sainte-Catherine II) Sainte-Catherine



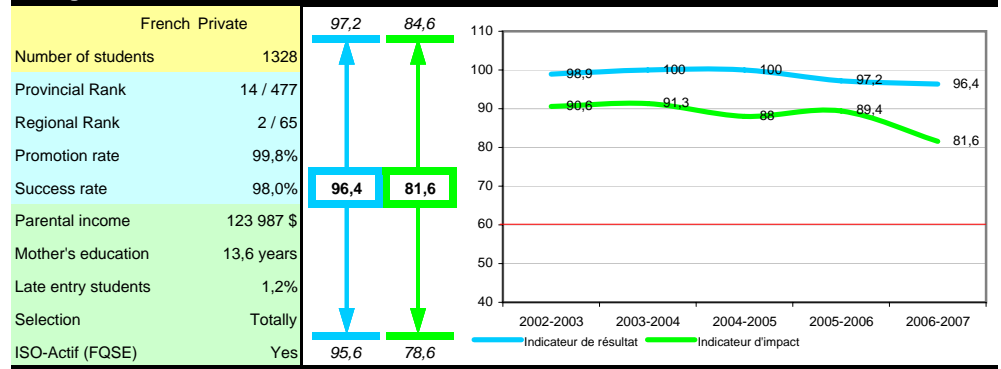
### Collège Héritage de Châteauguay Châteauguay



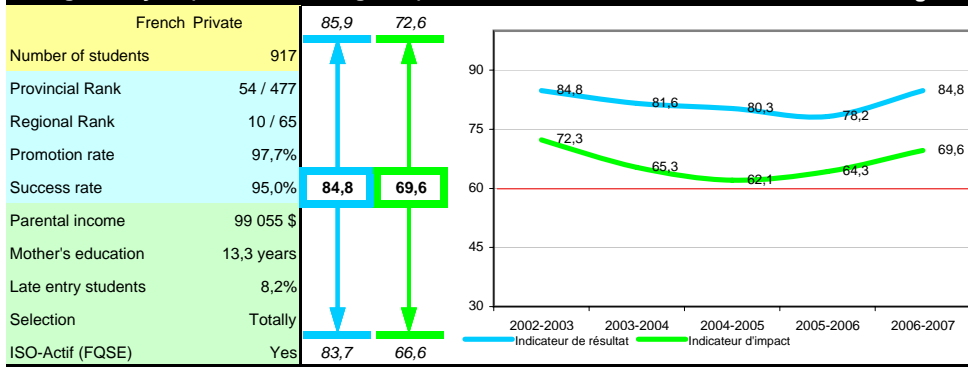
### Collège Durocher Saint-Lambert (pavillon Durocher) Saint-Lambert



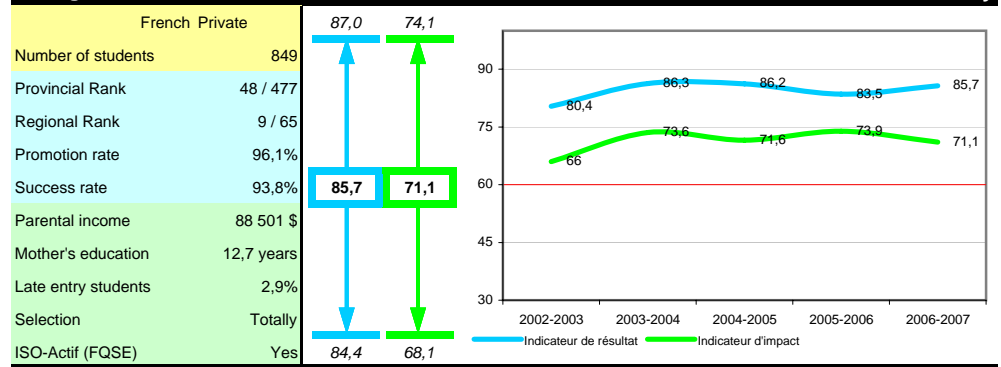
### Collège Jean de la Mennais La Prairie



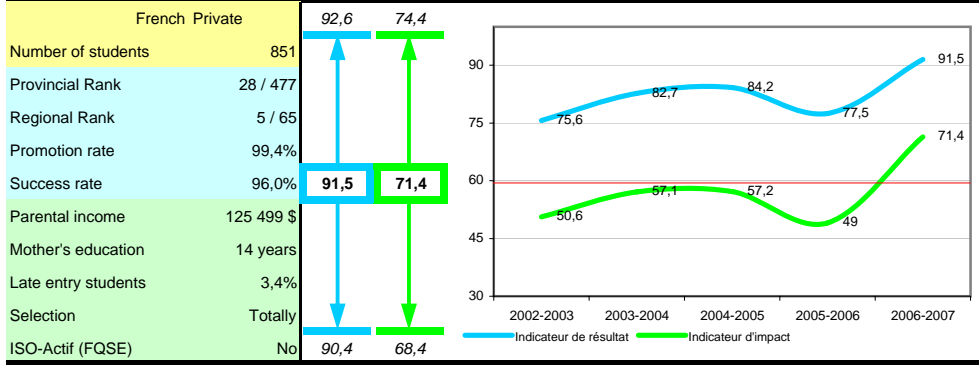
### Collège Français (secondaire Longueuil) Longueuil



### Collège Mont-Sacré-Coeur Granby



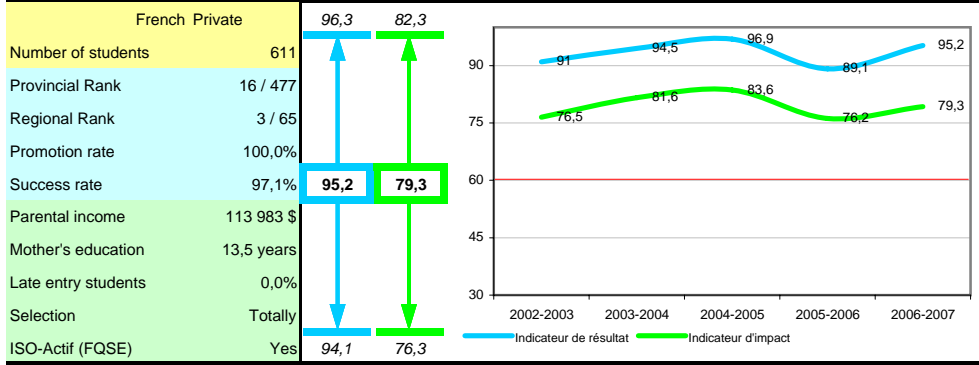
**Collège Notre-Dame-de-Lourdes** **Longueuil**



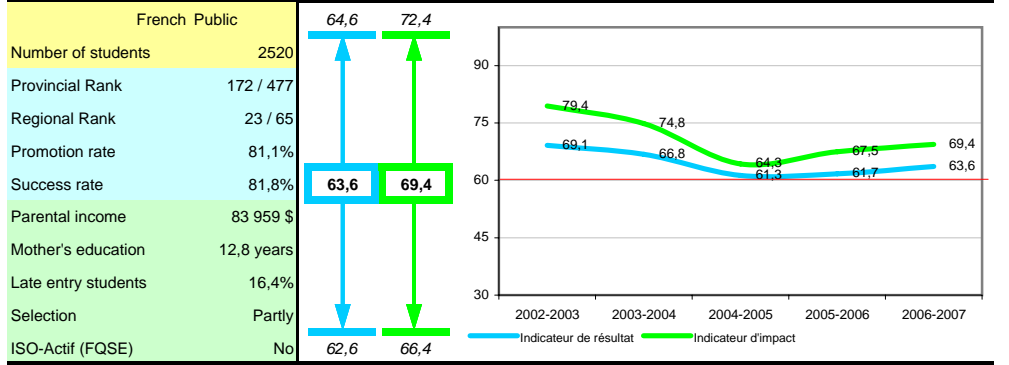
**Collège Saint-Paul** **Varenes**



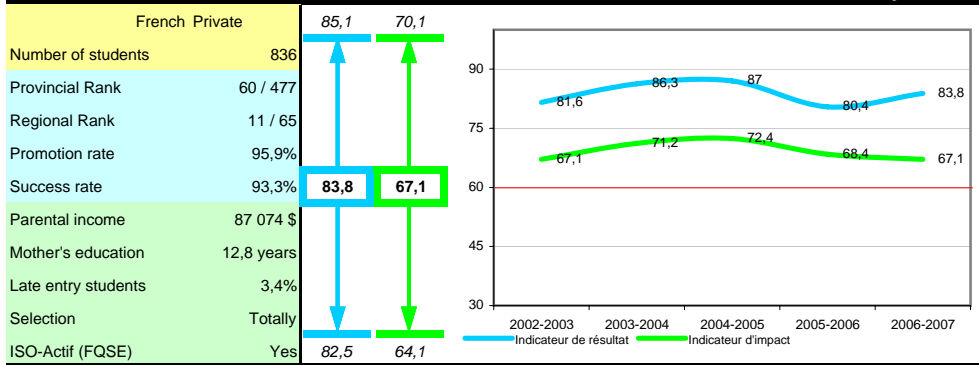
**Collège Saint-Hilaire** **Mont-Saint-Hilaire**



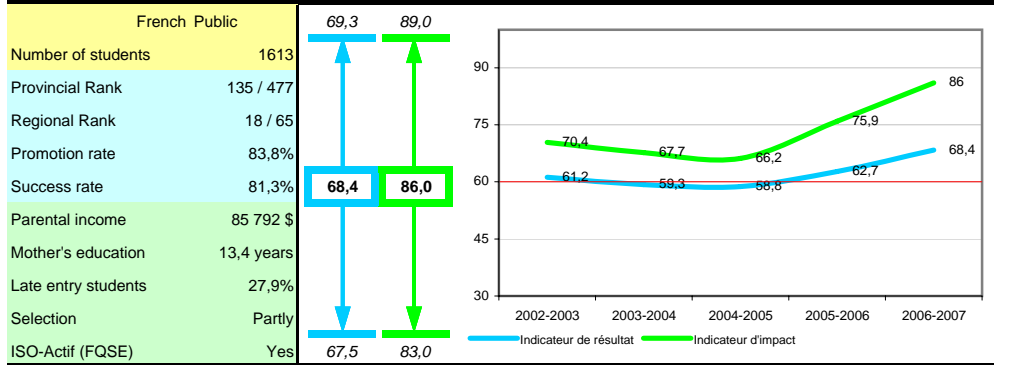
**École André-Laurendeau** **Longueuil**

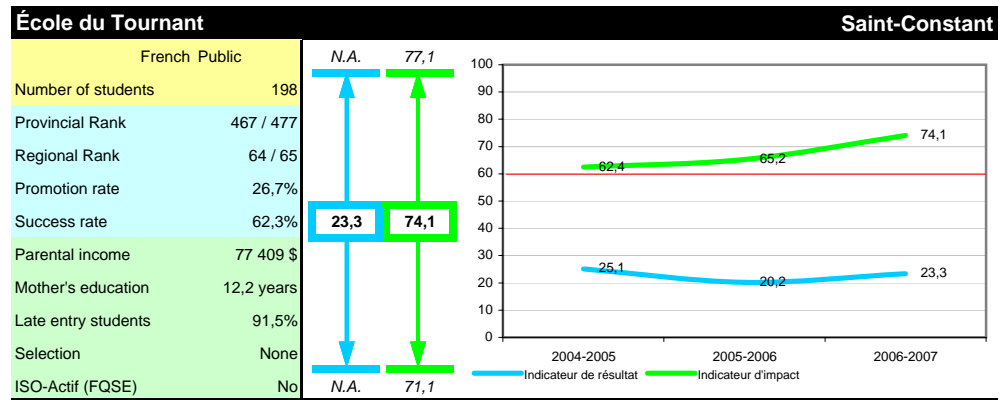
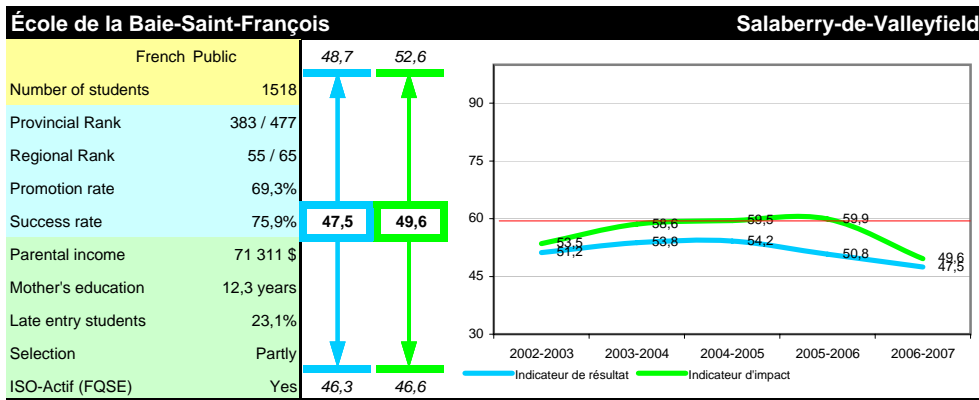
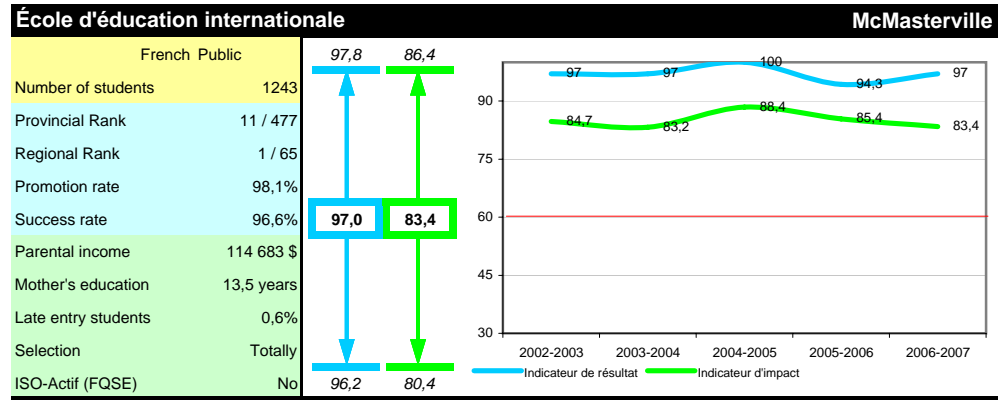
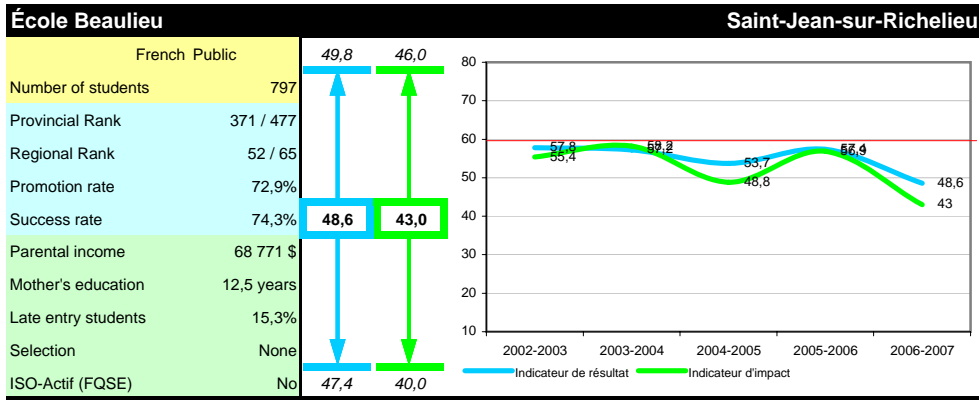
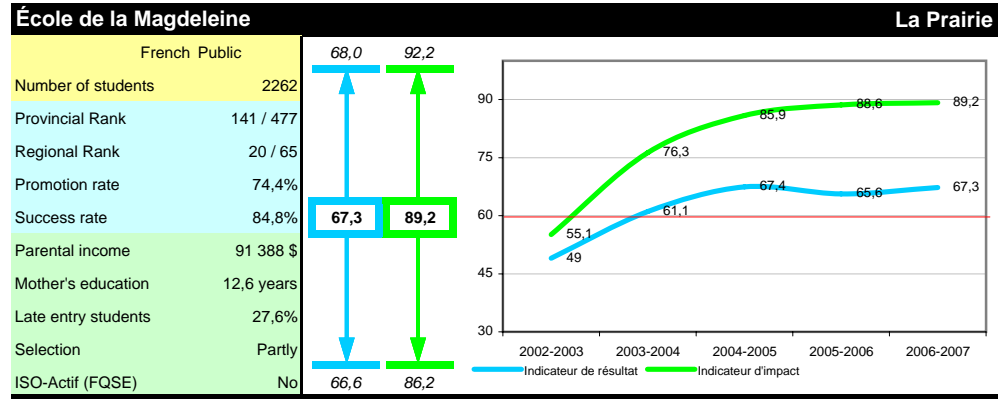
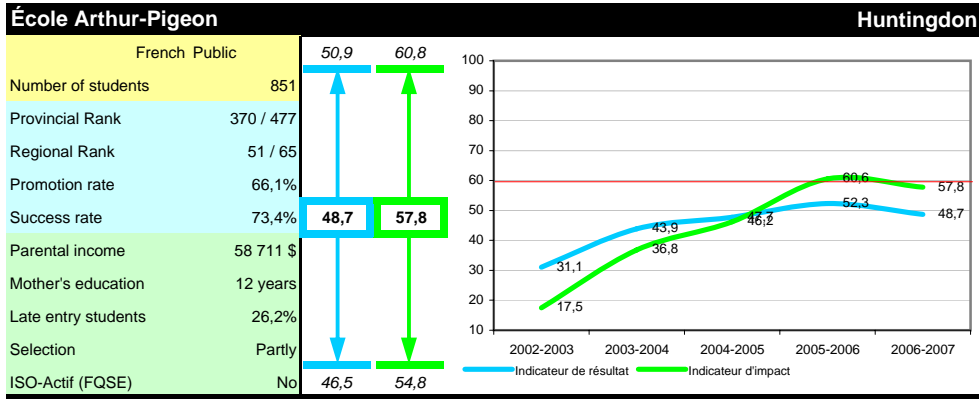


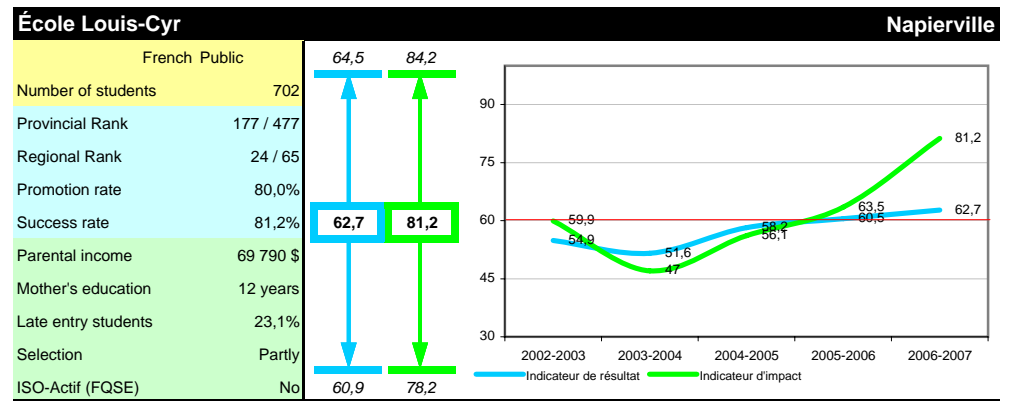
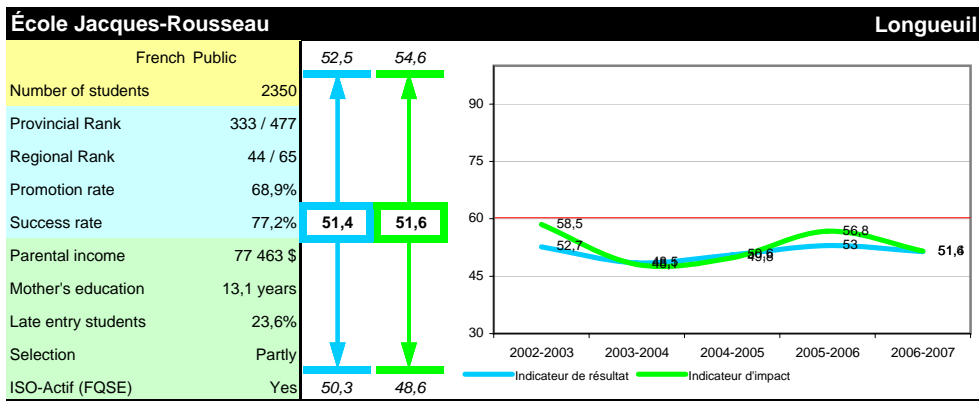
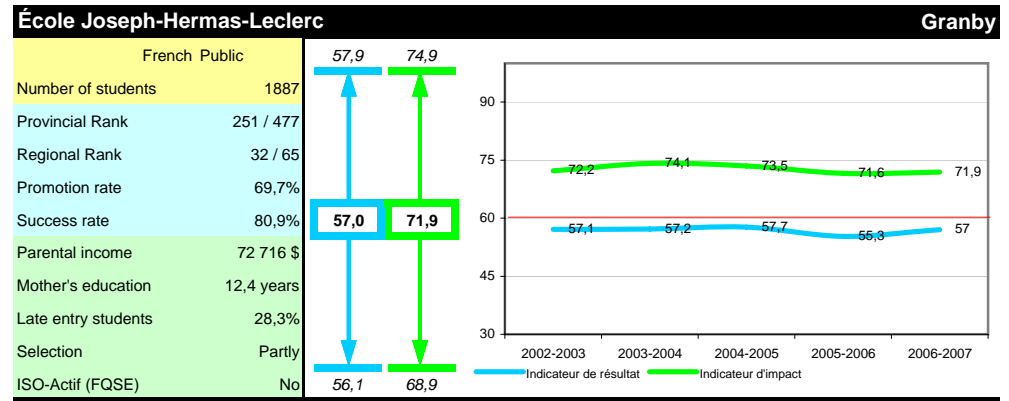
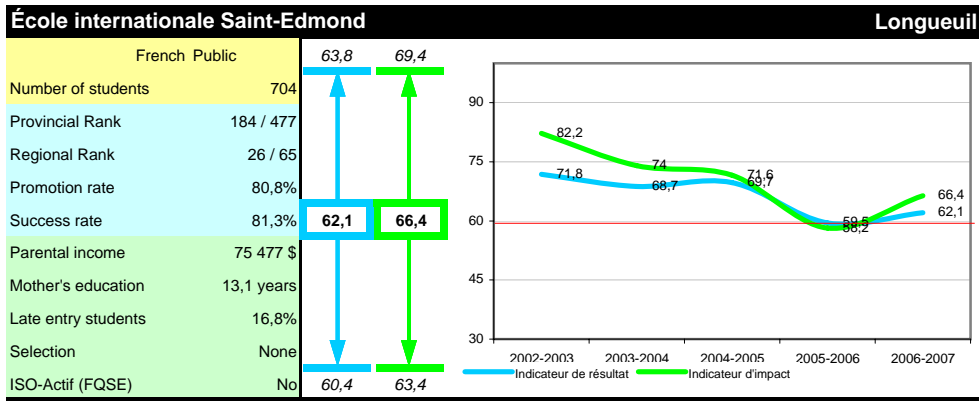
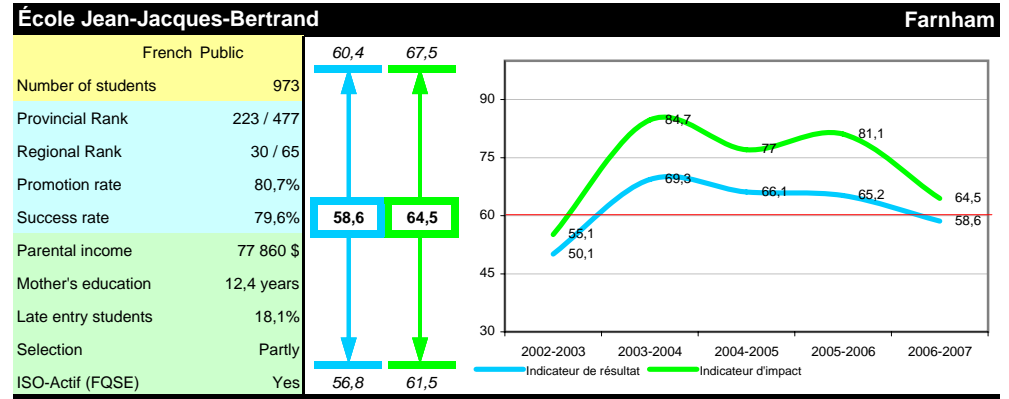
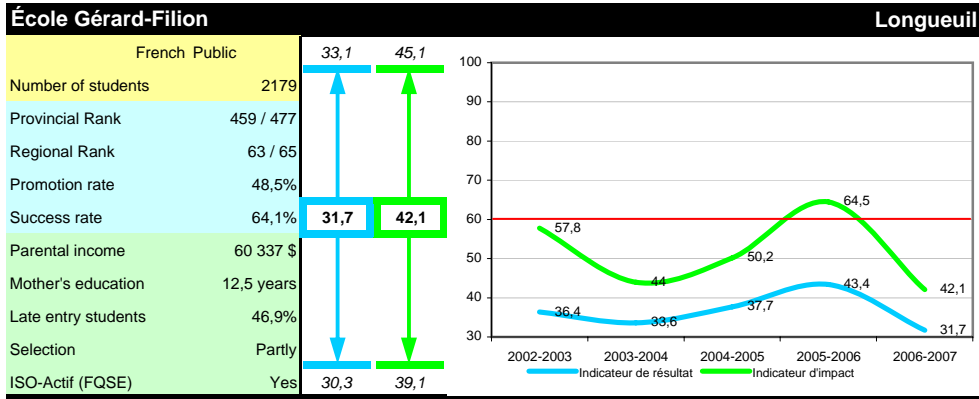
**Collège Saint-Maurice** **Saint-Hyacinthe**



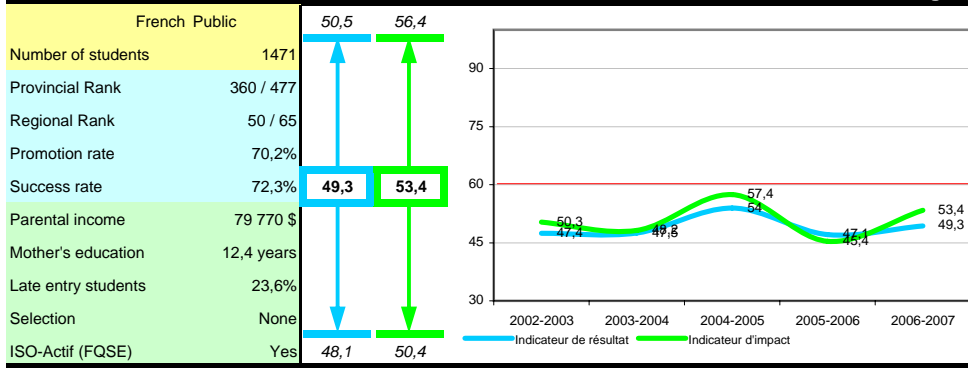
**École Antoine-Brossard** **Brossard**



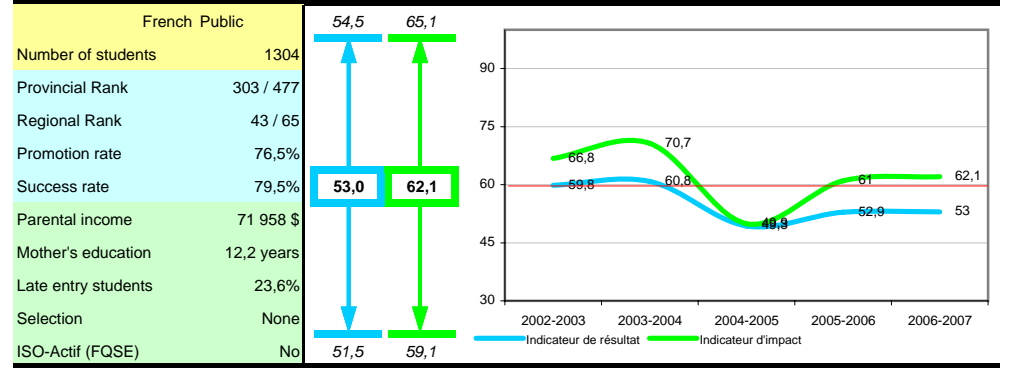




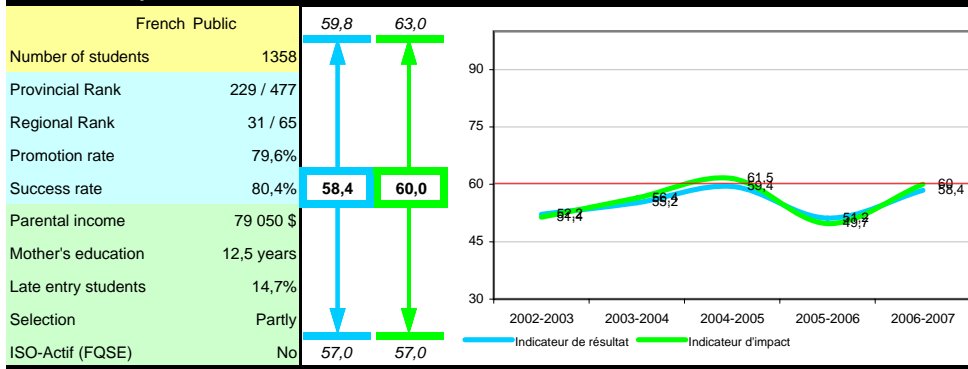
**École Louis-Philippe-Paré** **Châteauguay**



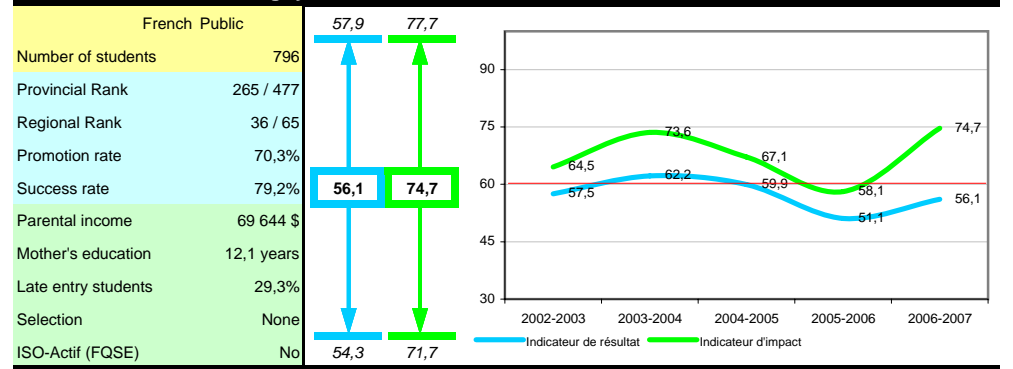
**École Monseigneur-Euclide-Théberge** **Marieville**



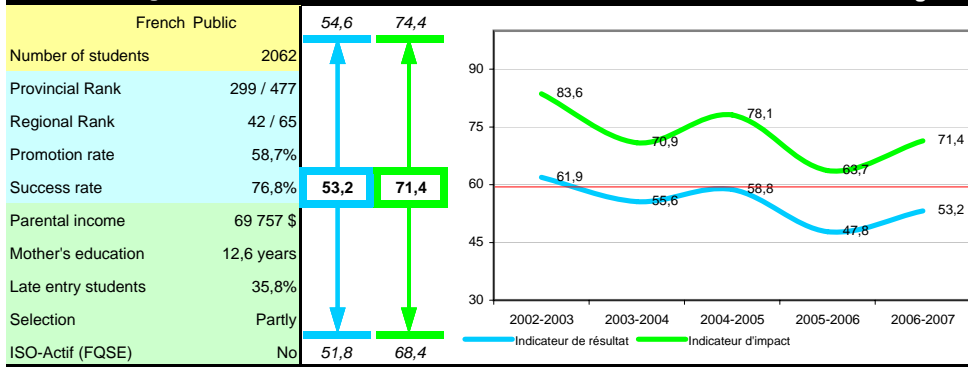
**École Massey-Vanier** **Cowansville**



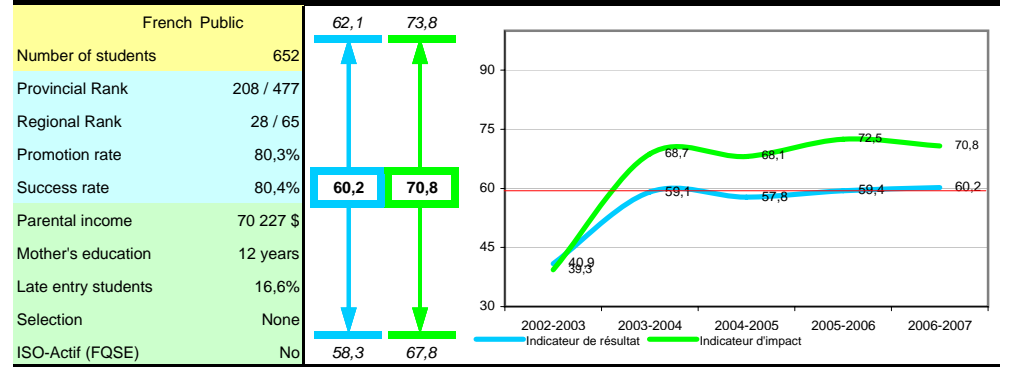
**École Paul-Germain-Ostiguy** **Saint-Césaire**



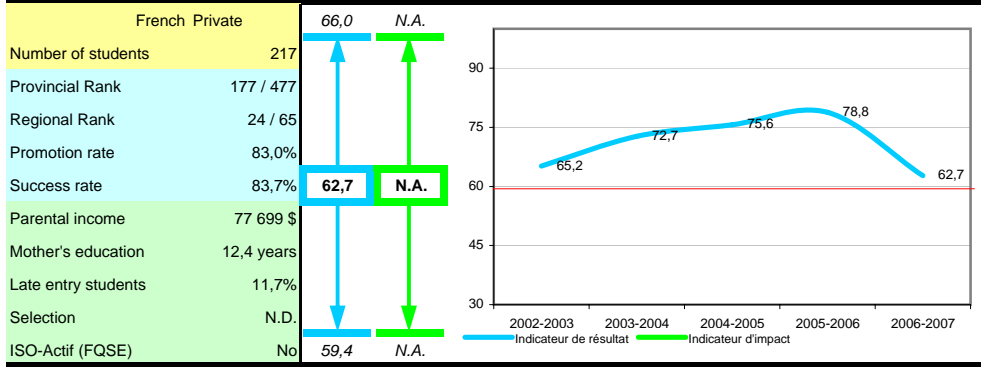
**École Monseigneur-A.-M.-Parent** **Longueuil**



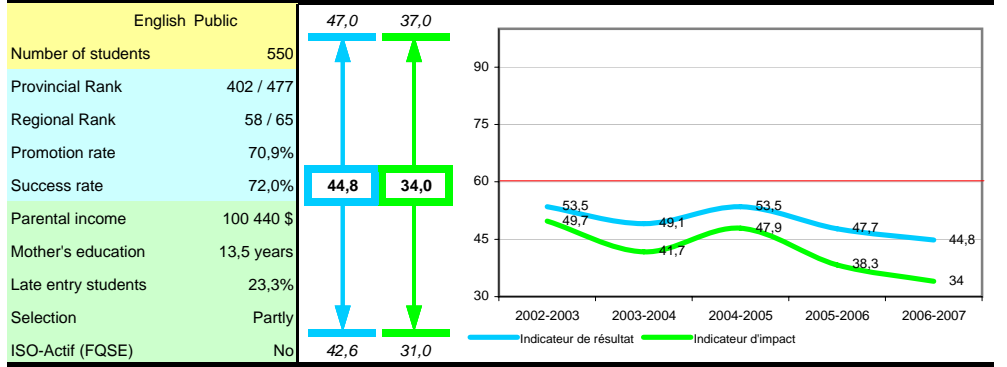
**École Pierre-Bédard** **Saint-Rémi**



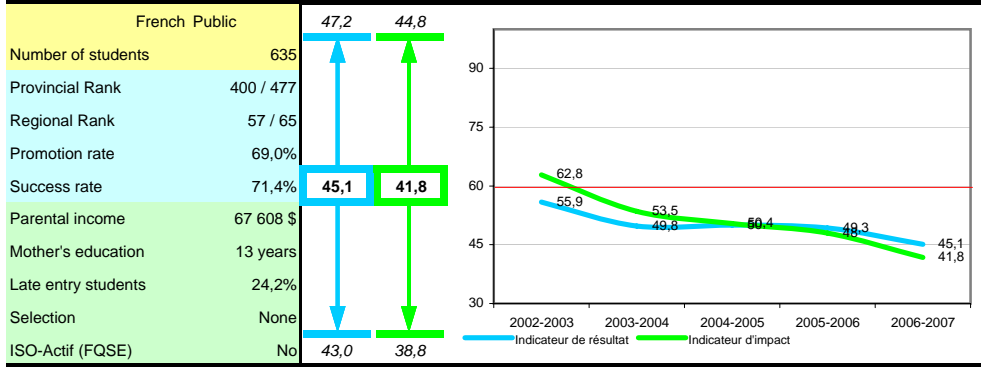
**École Présentation de Marie** **Granby**



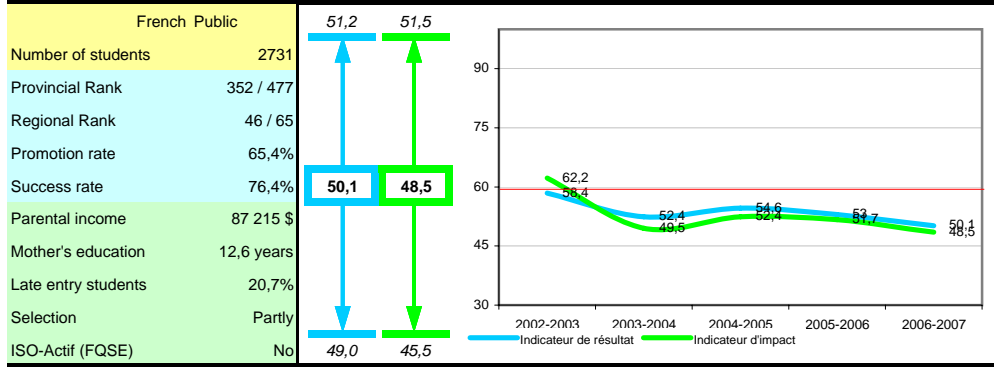
**École secondaire Chambly Academy** **Saint-Lambert**



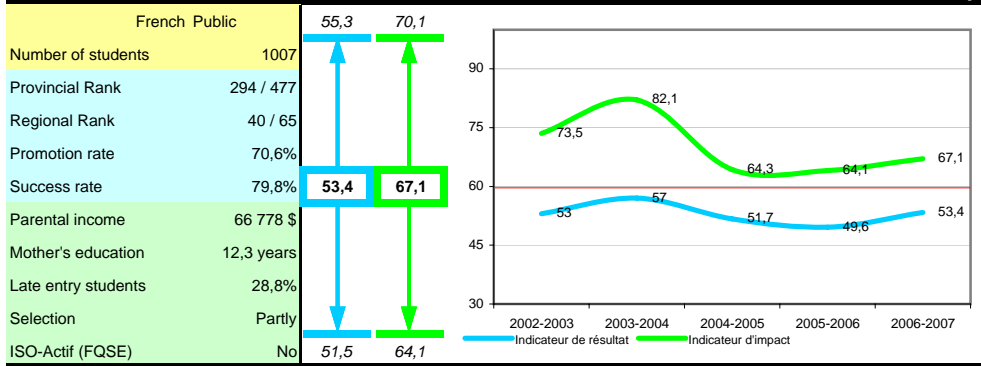
**École Saint-Jean-Baptiste** **Longueuil**



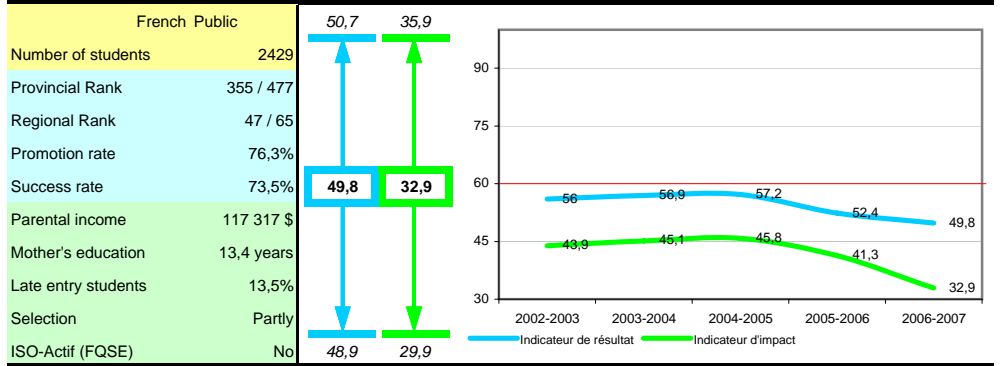
**École secondaire de la Cité-des-Jeunes** **Vaudreuil-Dorion**



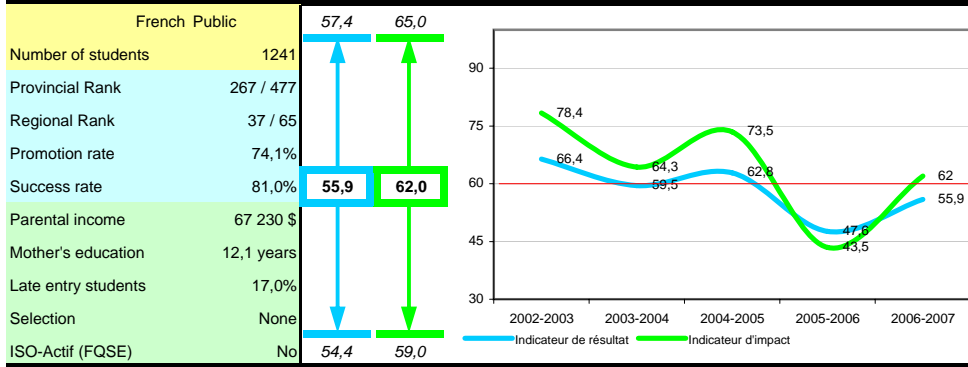
**École secondaire Bernard-Gariépy** **Sorel-Tracy**



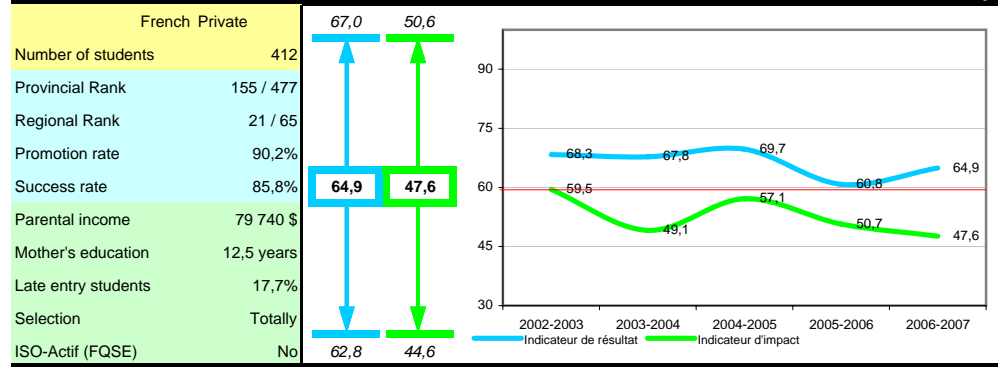
**École secondaire De Mortagne** **Boucherville**



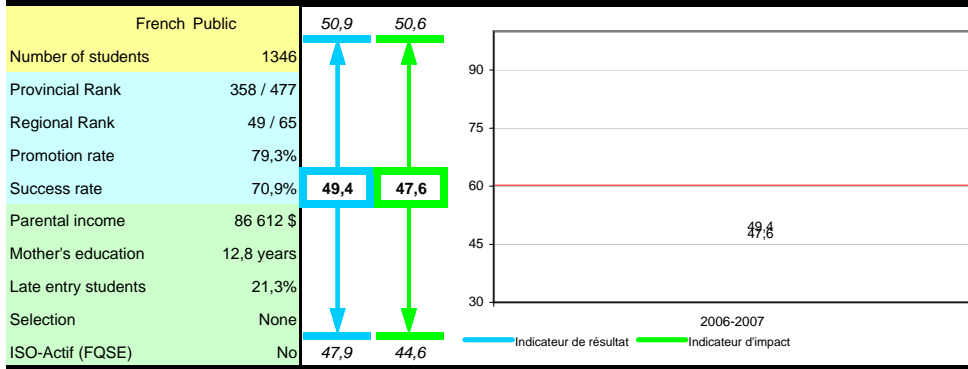
### École secondaire des Patriotes-de-Beauharnois Beauharnois



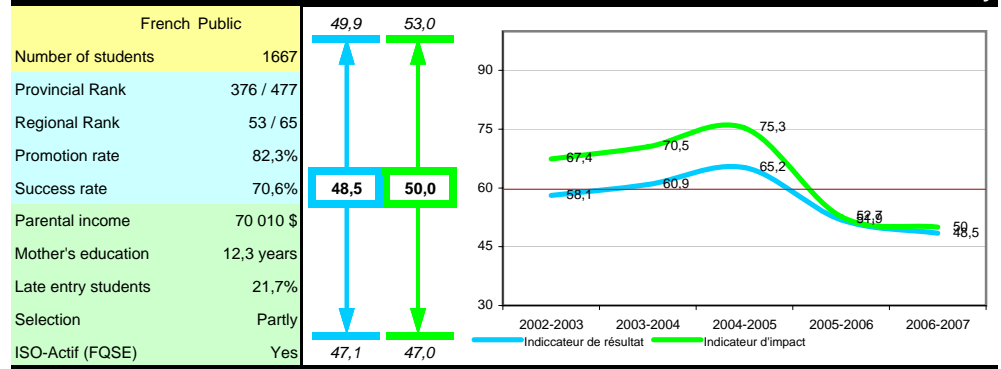
### École secondaire du Verbe Divin Granby



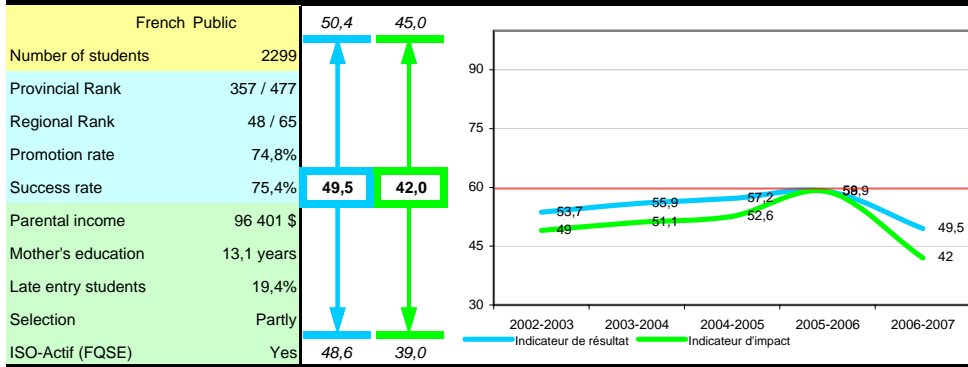
### École secondaire du Chêne-Bleu Pincourt



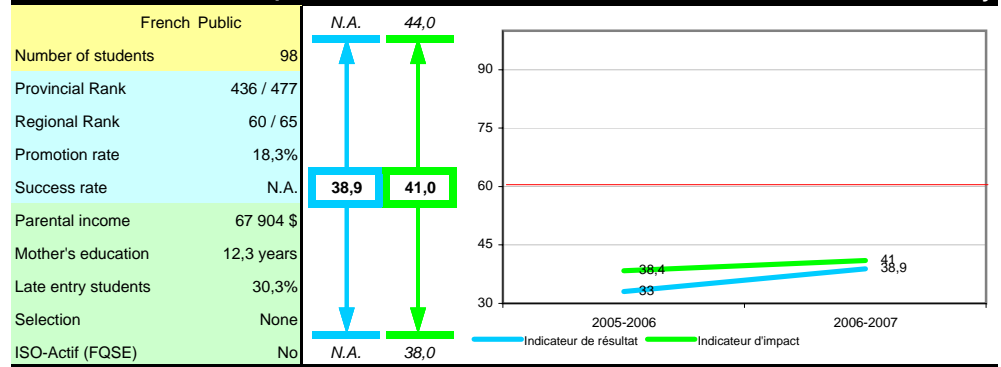
### École secondaire Fernand-Lefebvre Sorel-Tracy



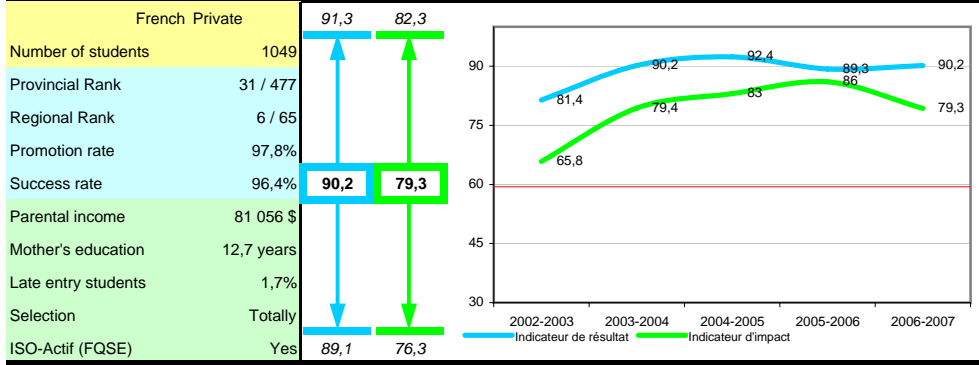
### École secondaire du Mont-Bruno Saint-Bruno-de-Montarville



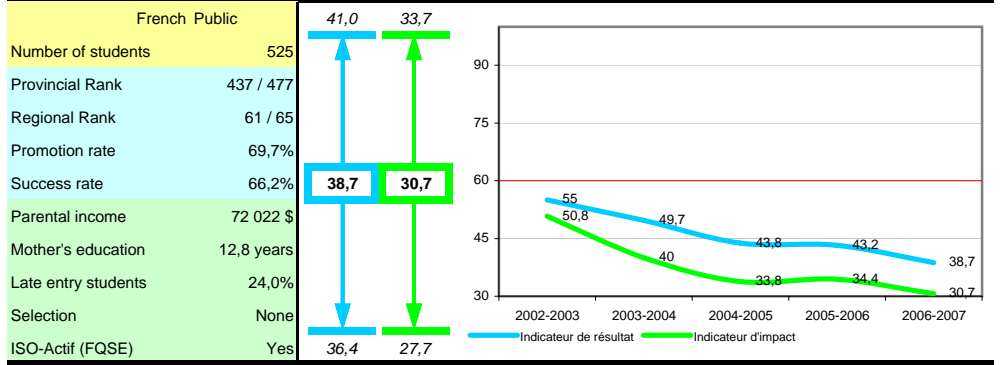
### École secondaire le Tremplin Chambly



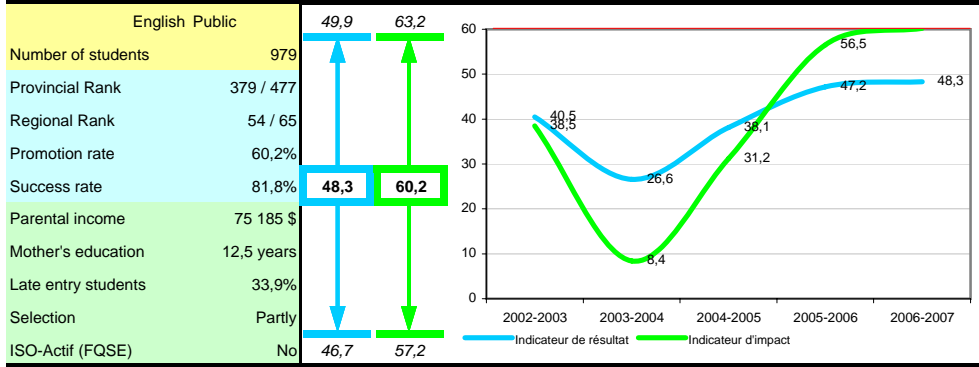
**École secondaire Marcellin-Champagnat** **Saint-Jean-sur-Richelieu**



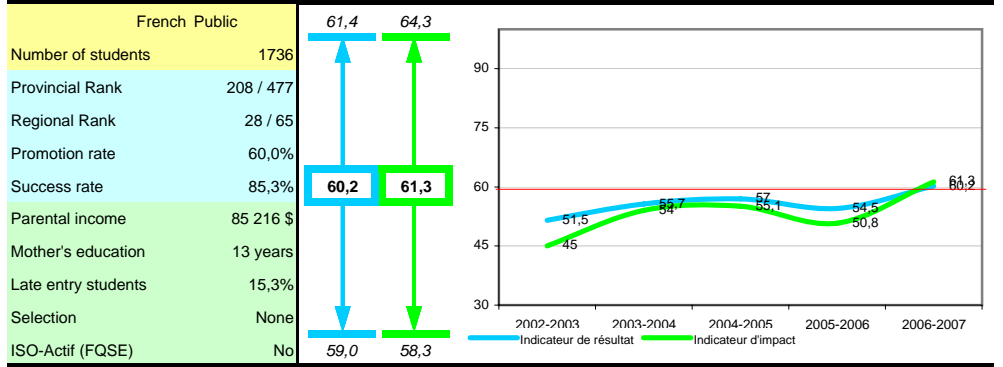
**École secondaire participative l'Agora** **Longueuil**



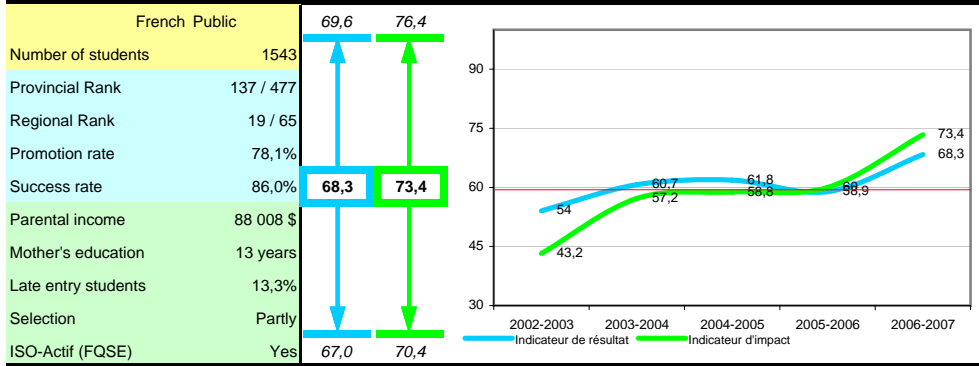
**École secondaire Massey-Vanier** **Cowansville**



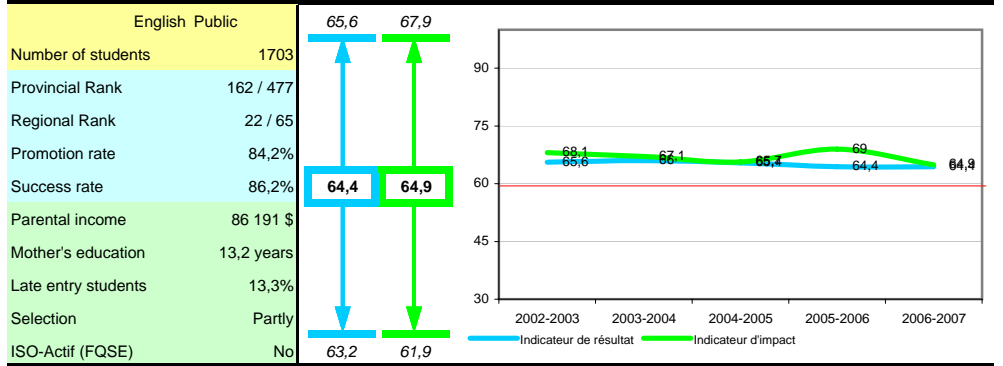
**École secondaire Polybel** **Beloil**



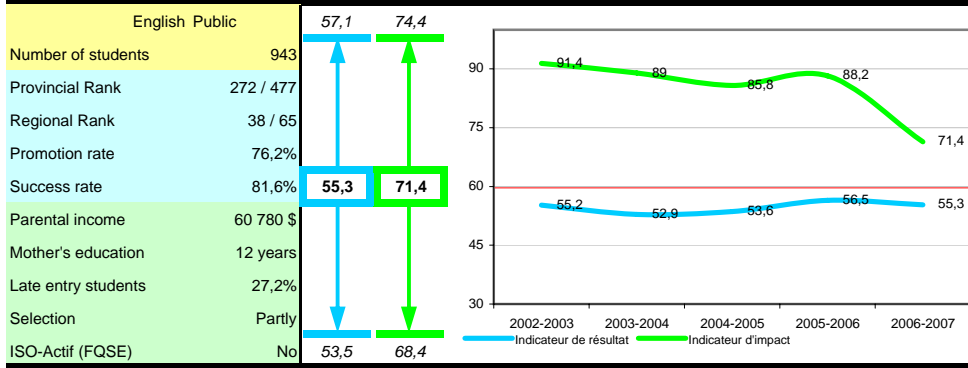
**École secondaire Ozias-Leduc** **Mont-Saint-Hilaire**



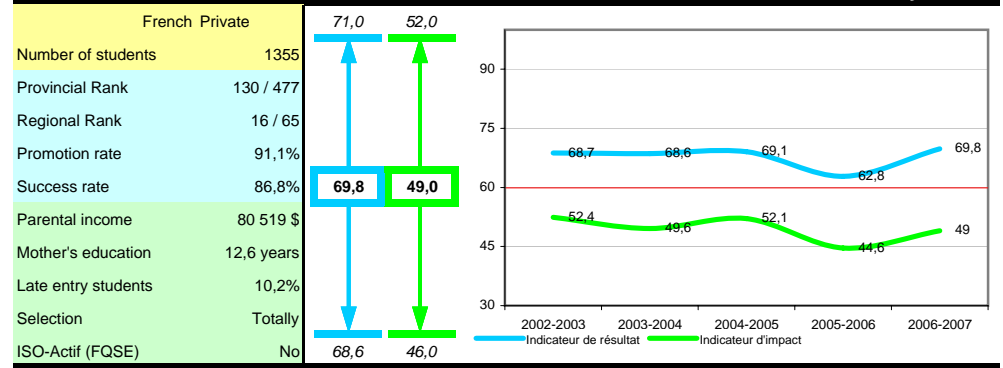
**École secondaire régionale Centennial** **Greenfield Park**



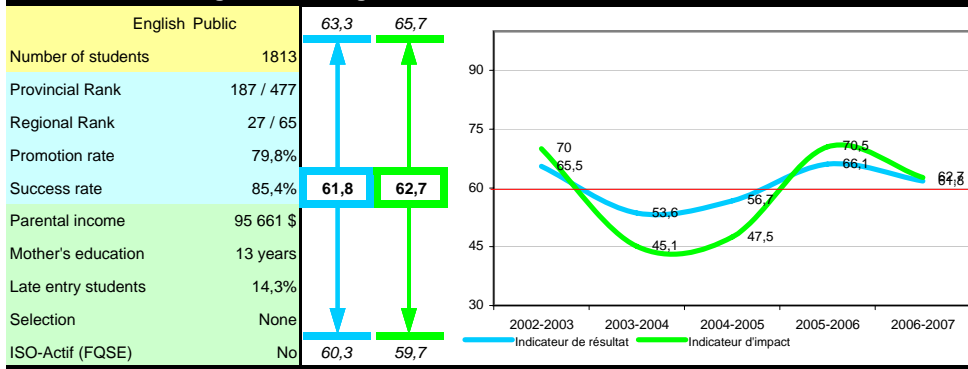
**École secondaire régionale Châteauguay Valley Ormstown**



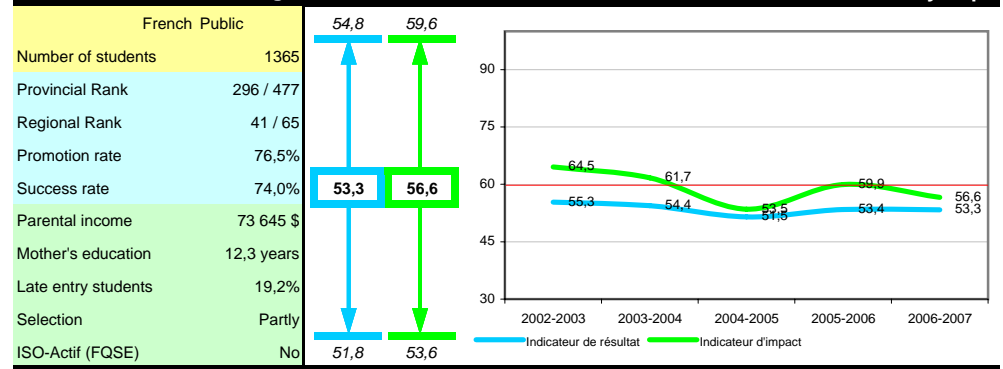
**École secondaire Saint-Joseph de Saint-Hyacinthe Saint-Hyacinthe**



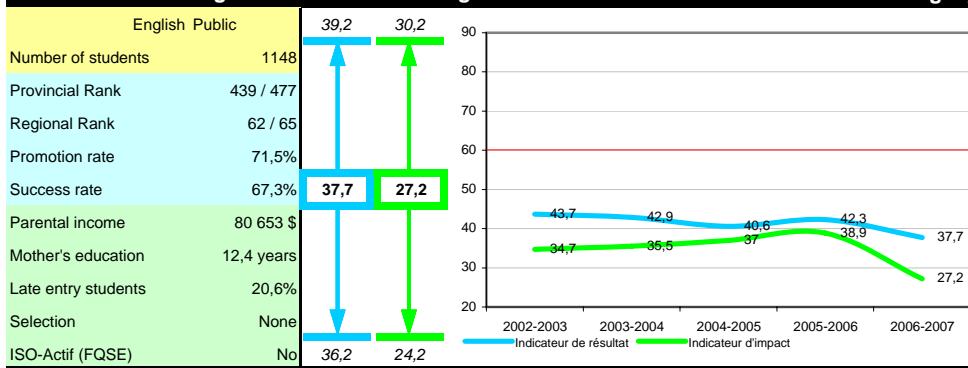
**École secondaire régionale Héritage Saint-Hubert**



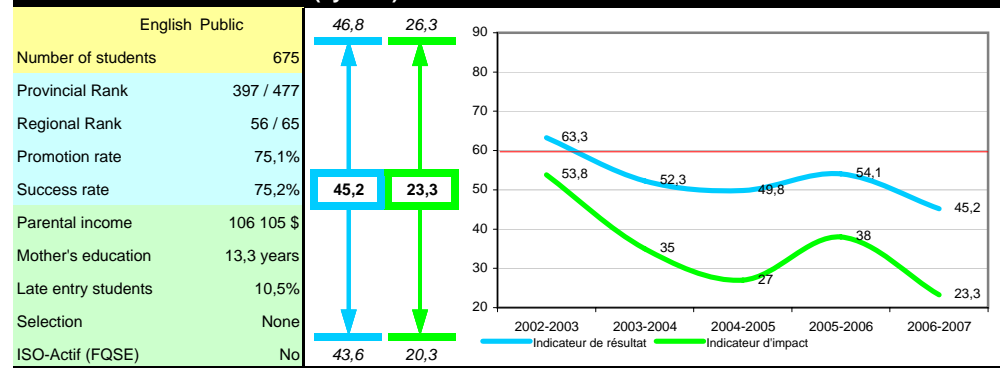
**École secondaire Soulanges Saint-Polycarpe**

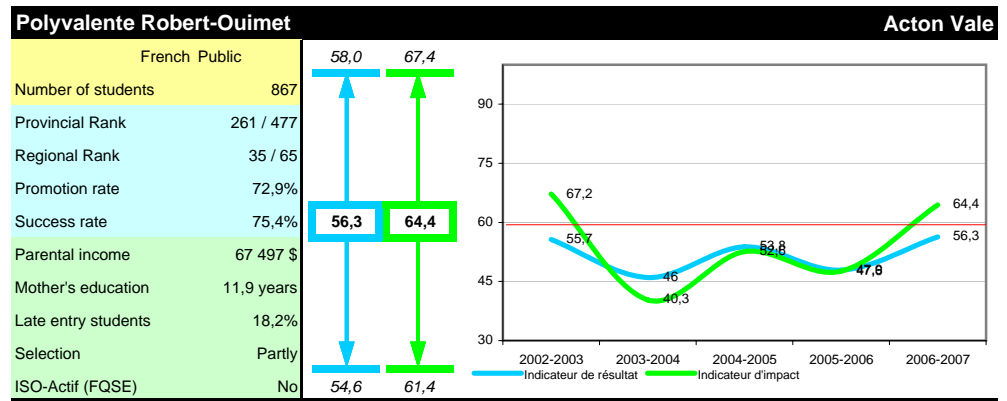
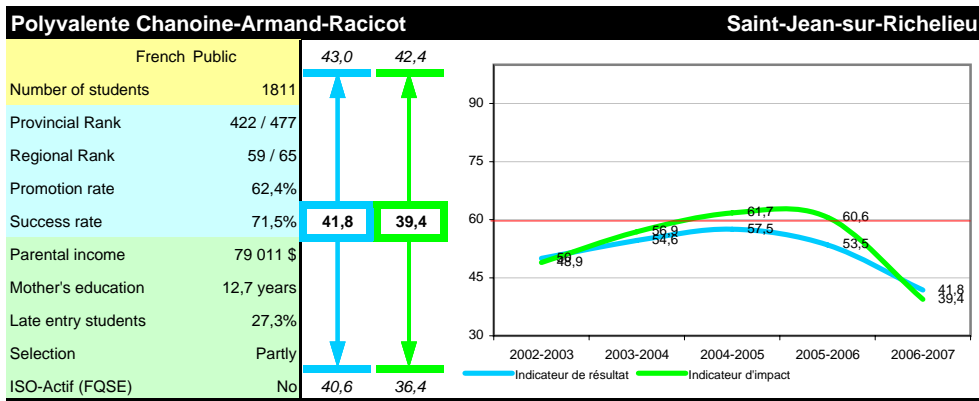
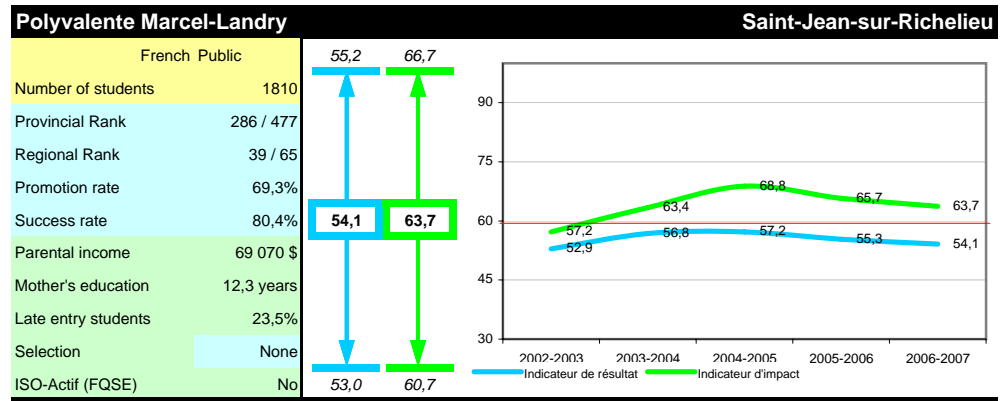
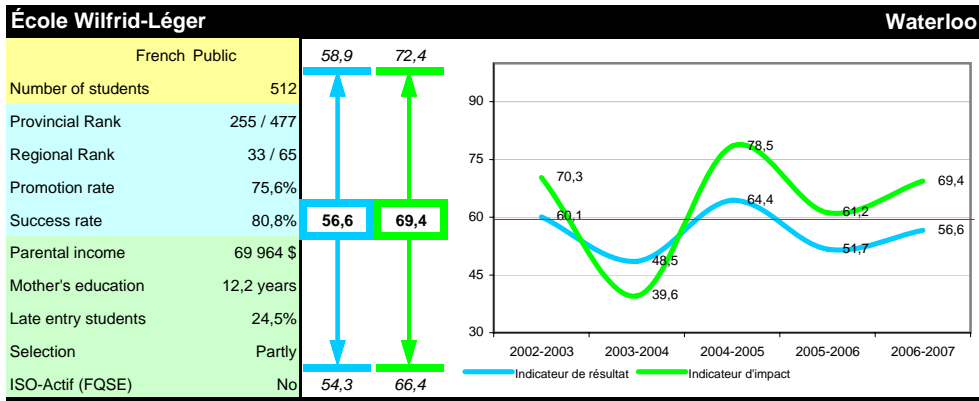
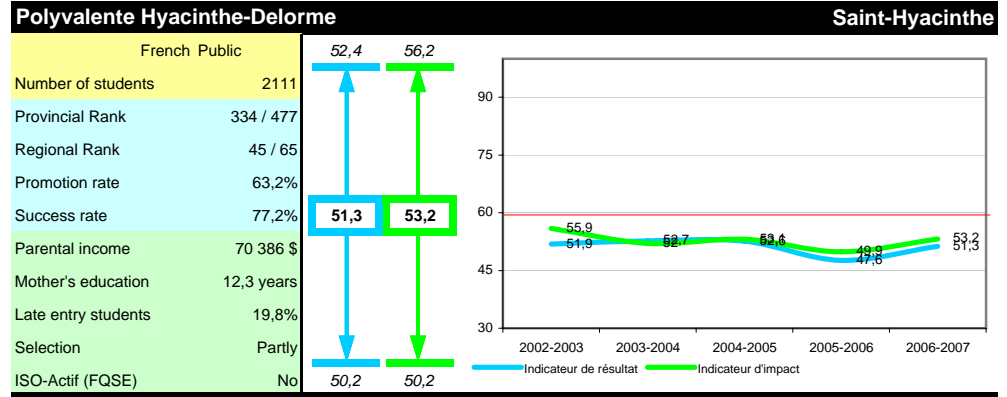
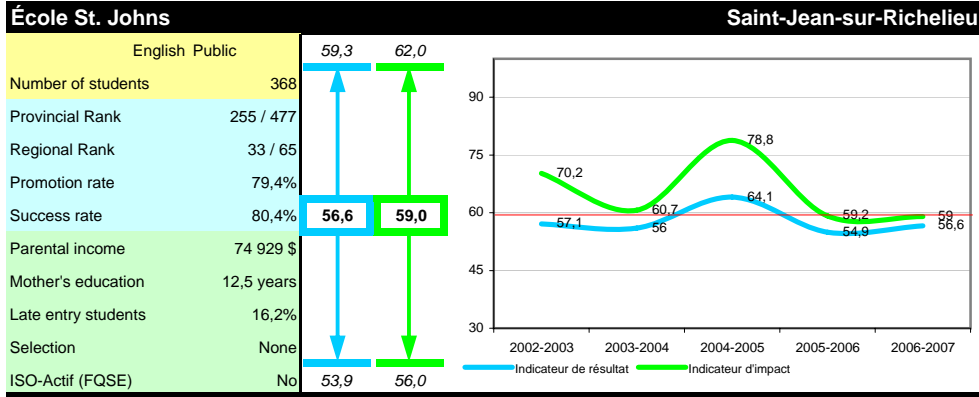


**École secondaire régionale Howard S. Billings Châteauguay**



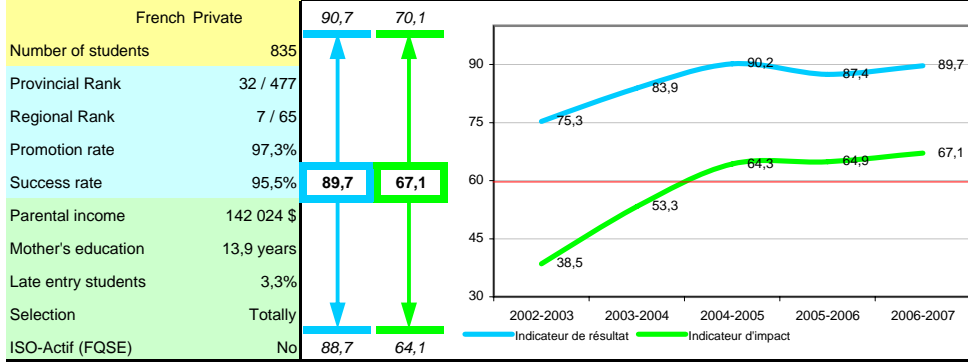
**École secondaire Westwood (cycle 2) Hudson**





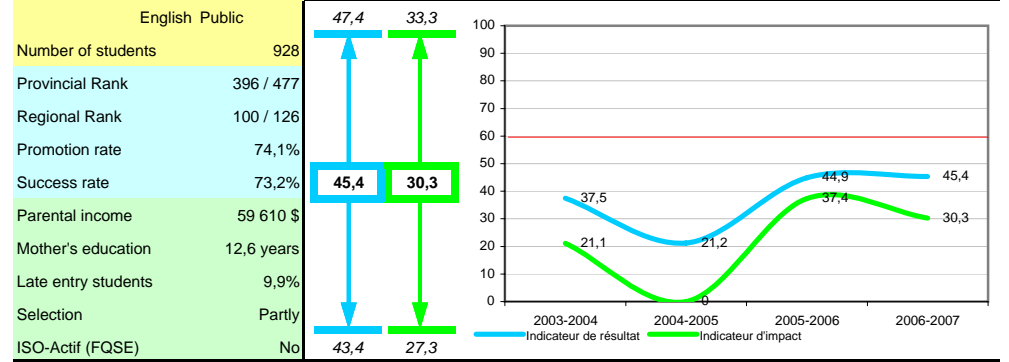
### Séminaire Sainte-Trinité

### Saint-Bruno-de-Montarville



### Académie Beurling

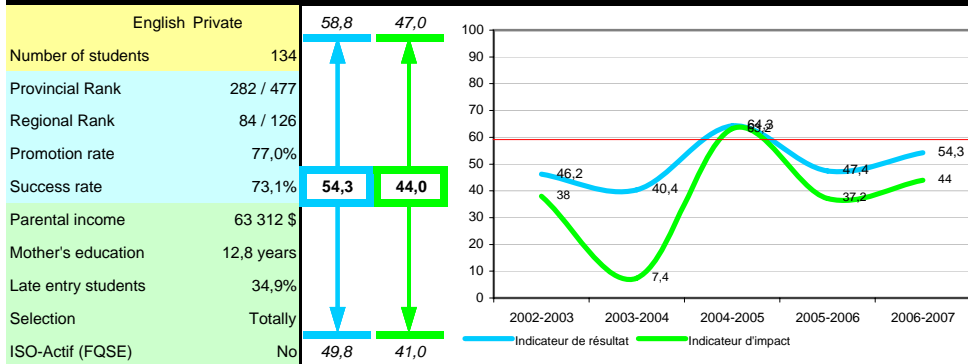
### Verdun



## Montréal

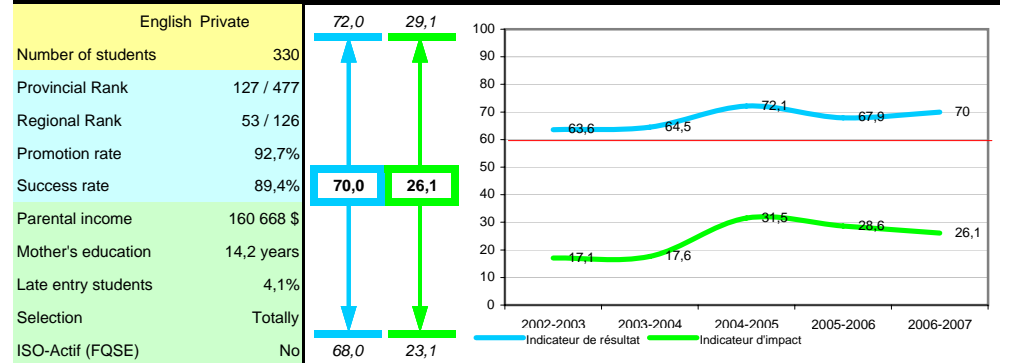
### Académie Adventiste Greaves

### Montréal



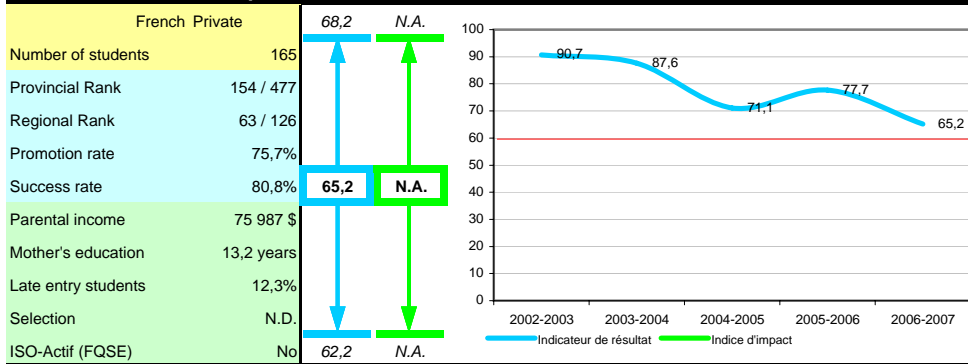
### Académie Centennale

### Montréal



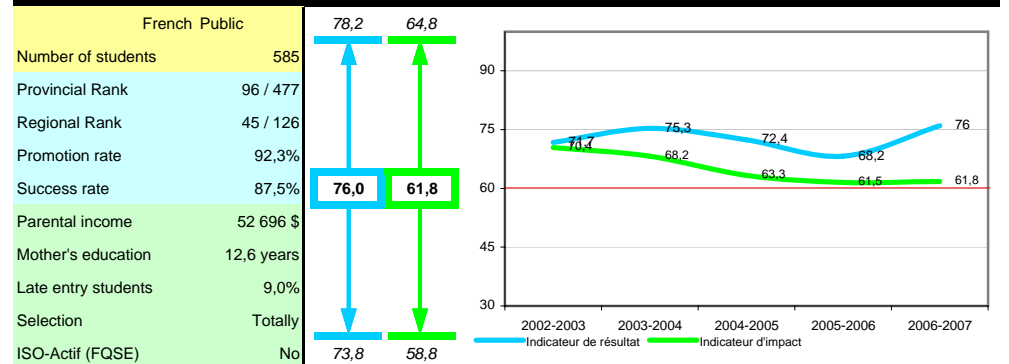
### Académie Beth Rivkah pour filles

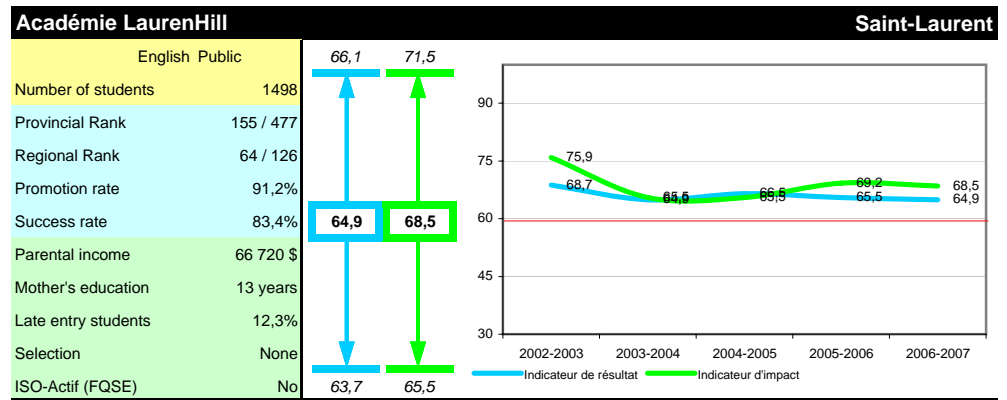
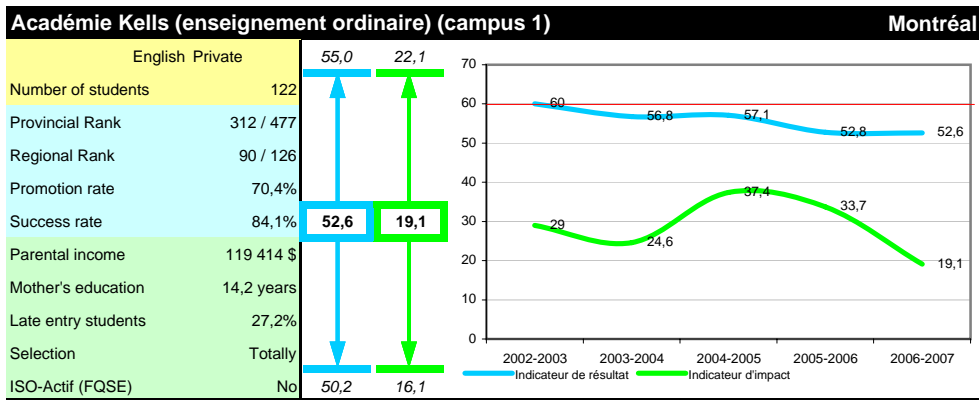
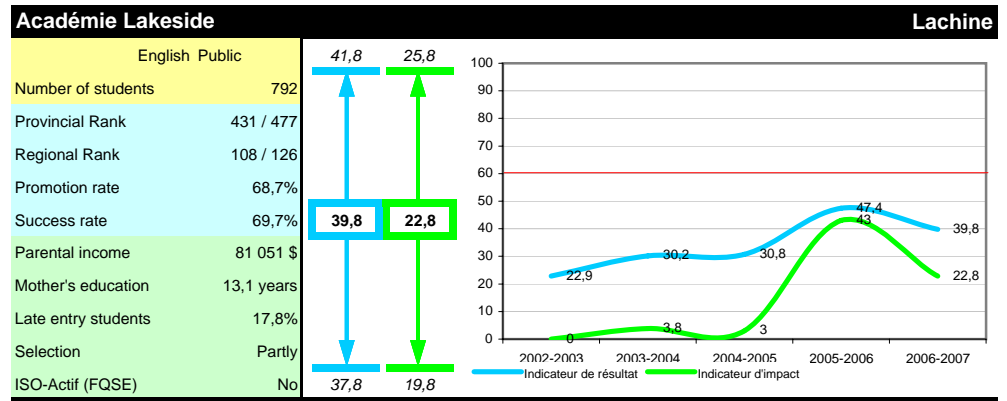
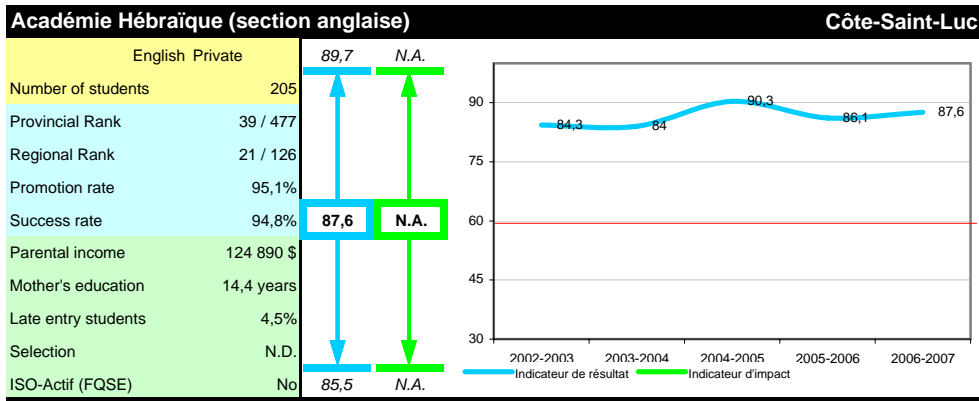
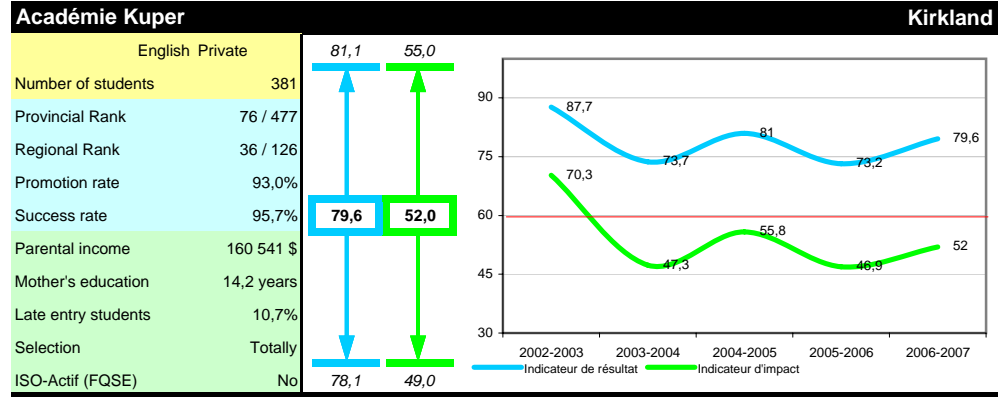
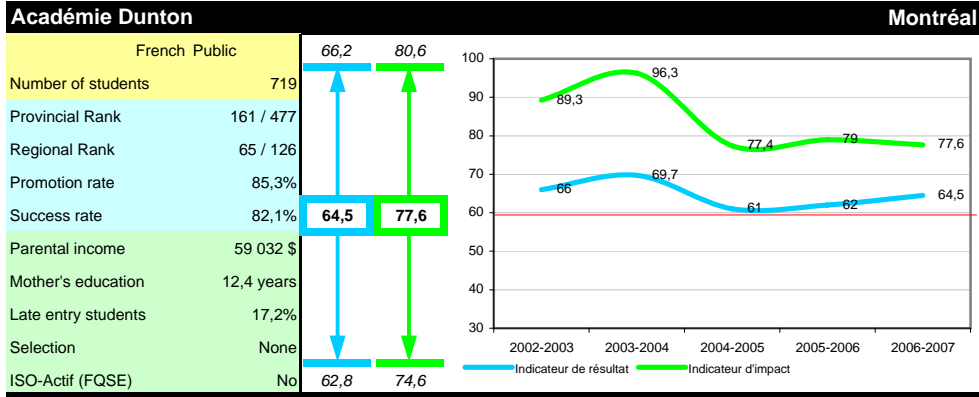
### Montréal



### Académie De Roberval

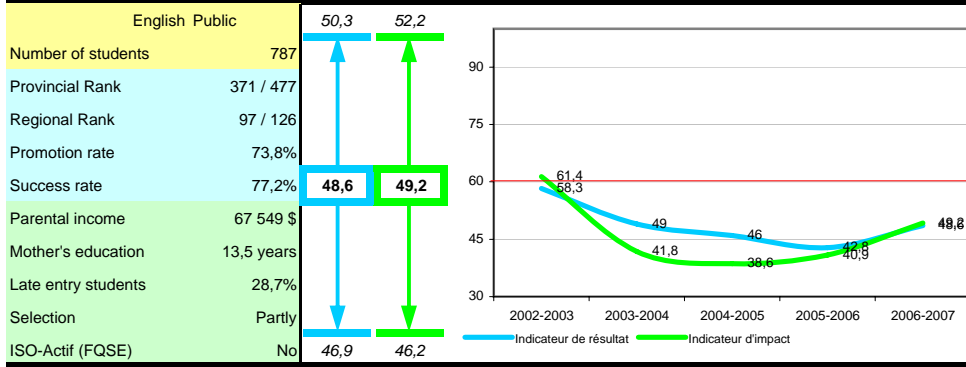
### Montréal





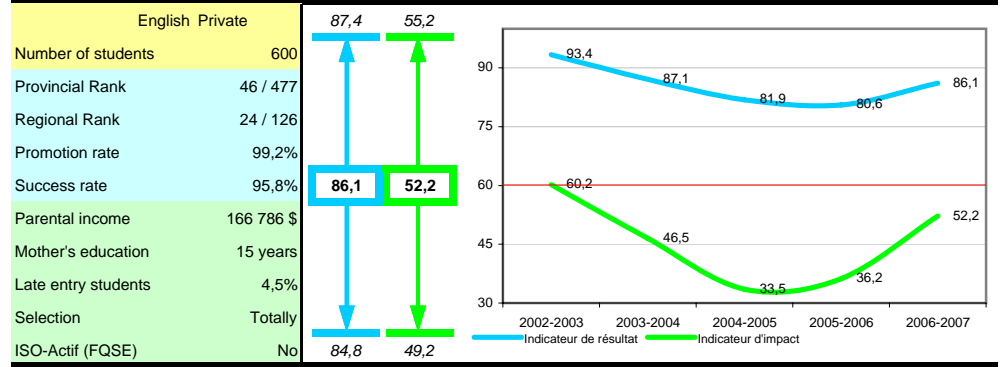
### Académie Marymount

Montréal



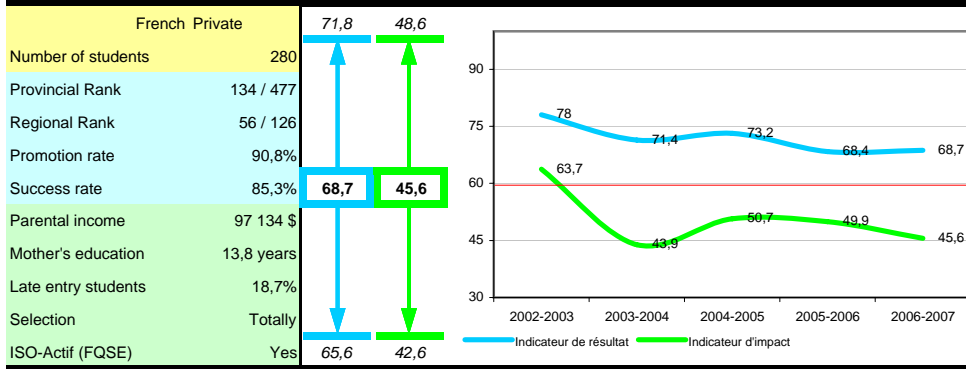
### Bialik High School (section anglaise)

Côte-Saint-Luc



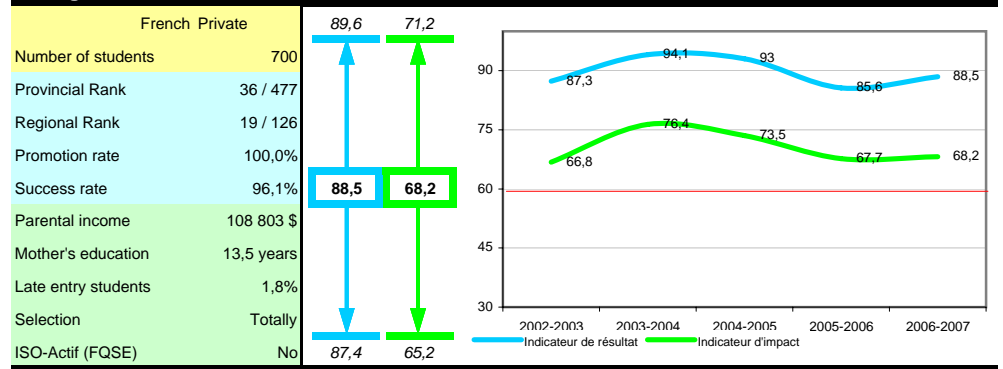
### Académie Michèle-Provost

Montréal



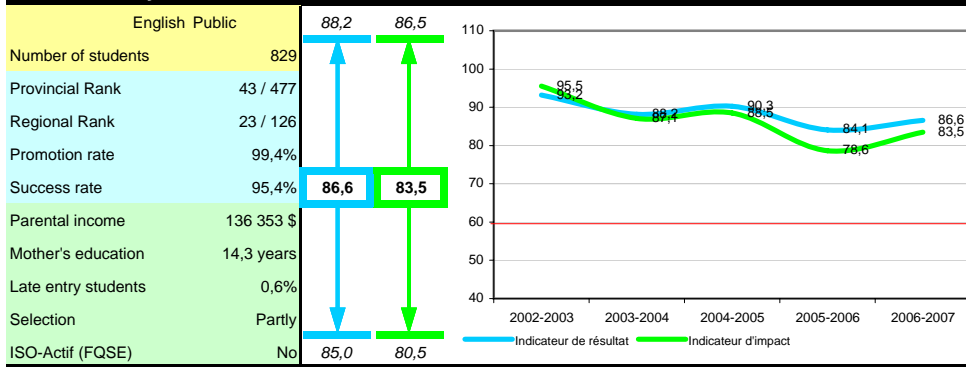
### Collège Beaubois

Montréal



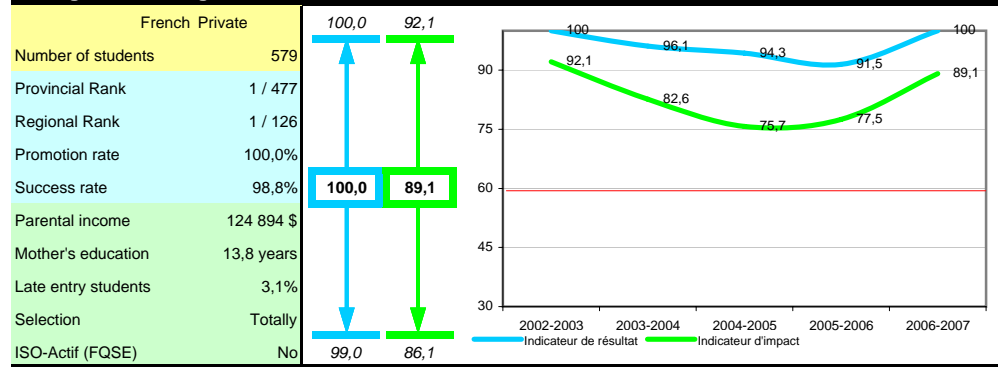
### Académie Royal West

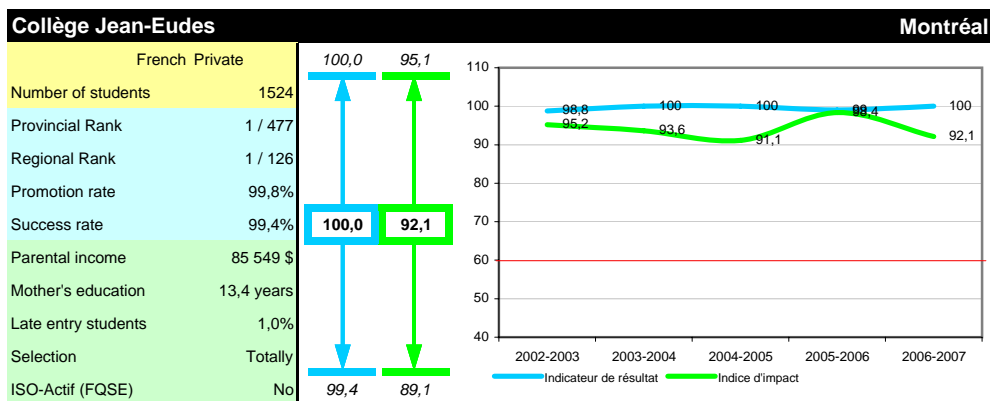
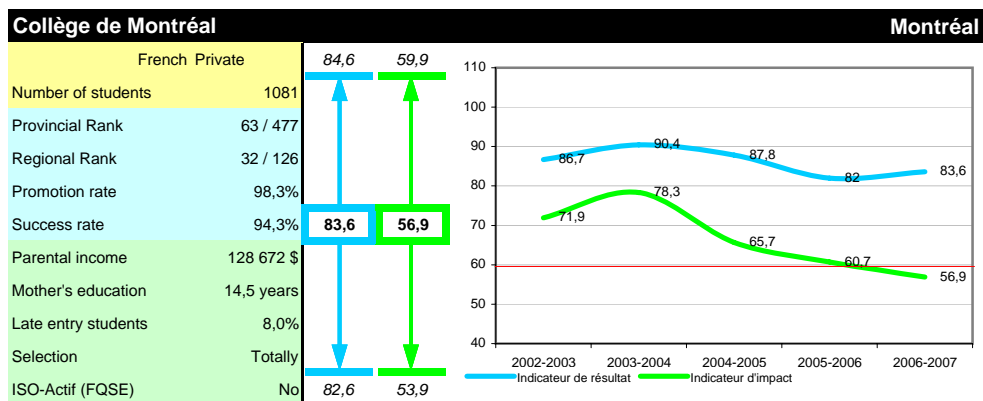
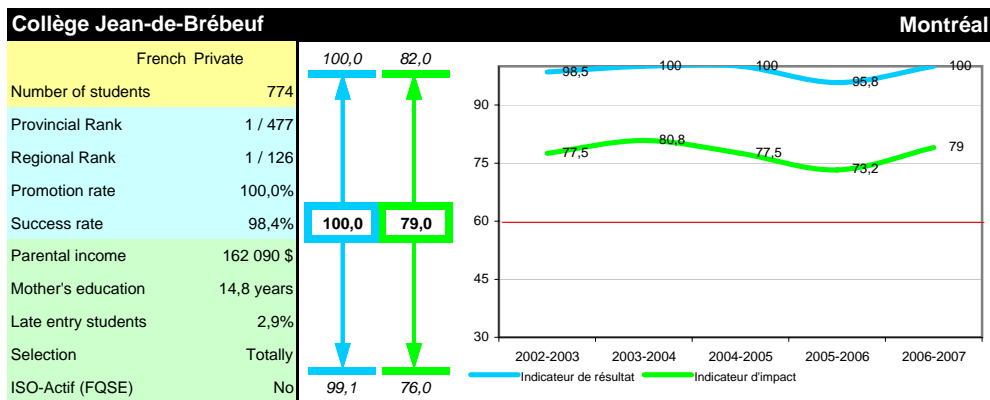
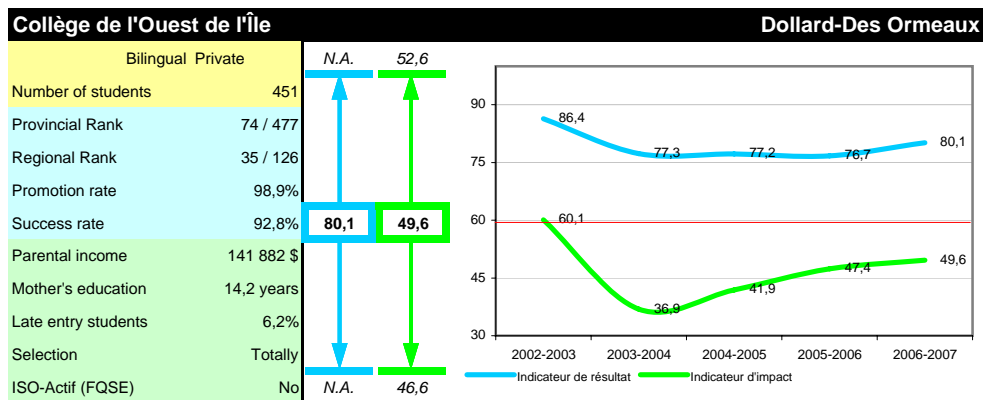
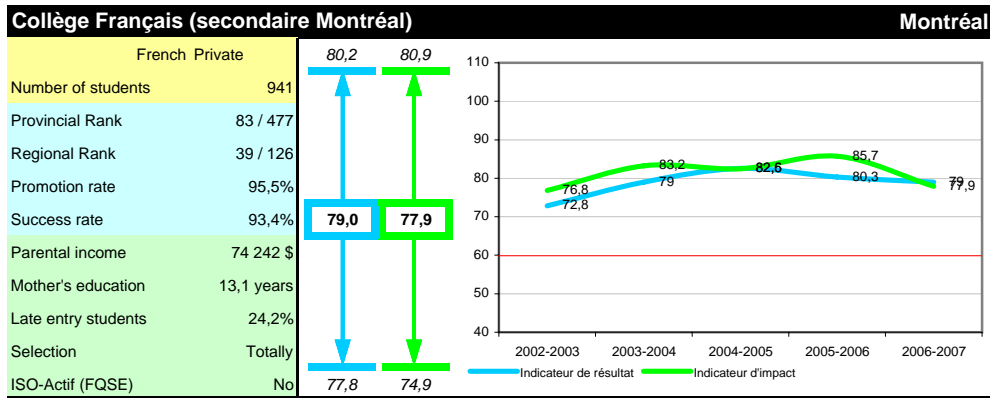
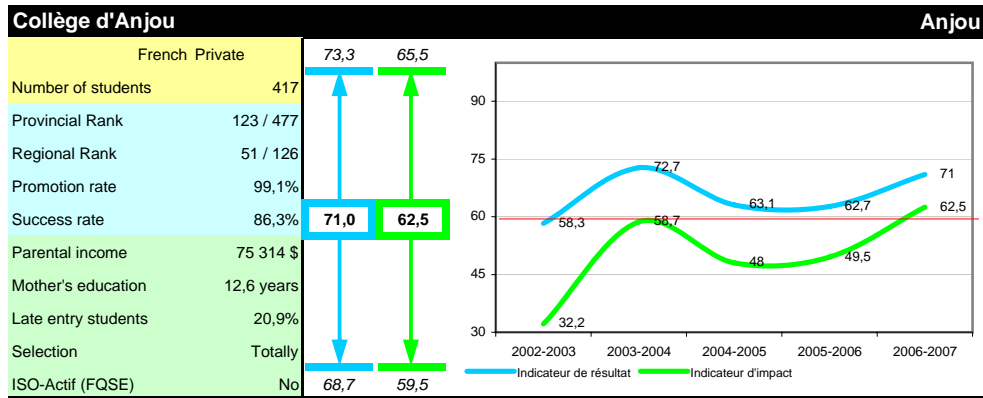
Montréal-Ouest



### Collège Charlemagne

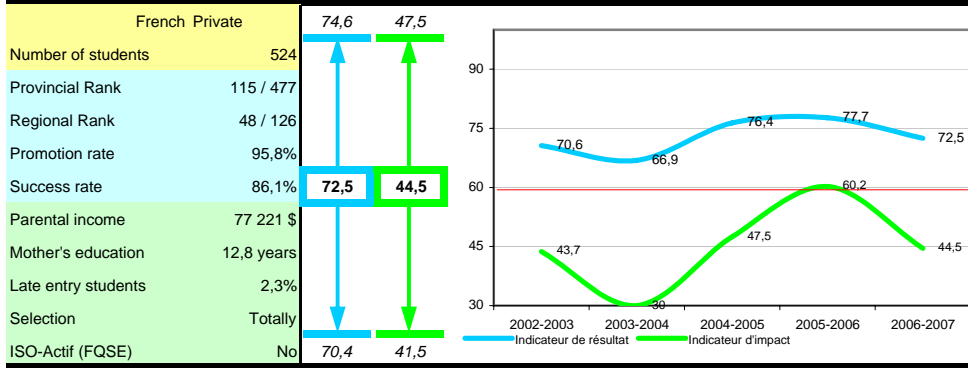
Montréal





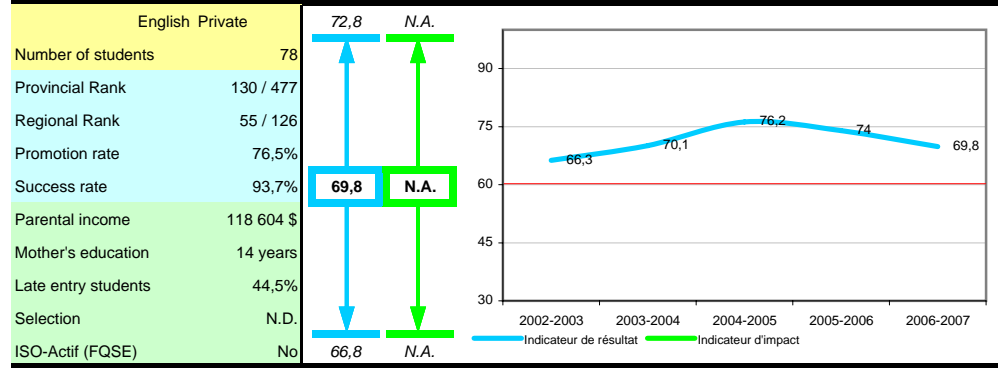
### Collège Mont-Royal

Montréal



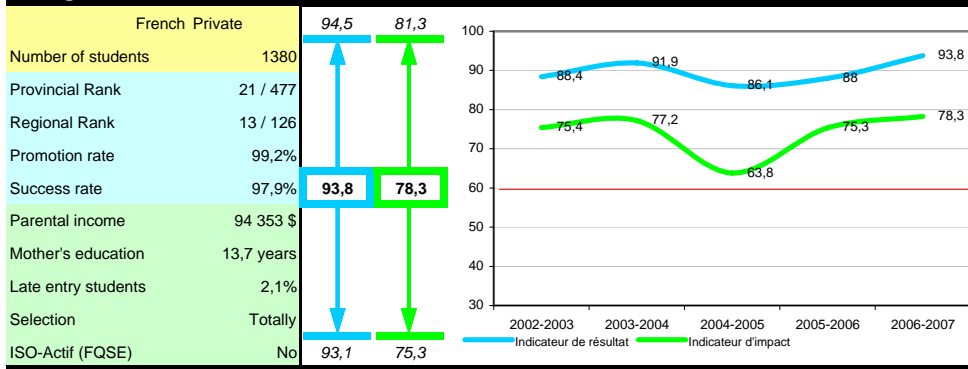
### Collège Prep International

Montréal



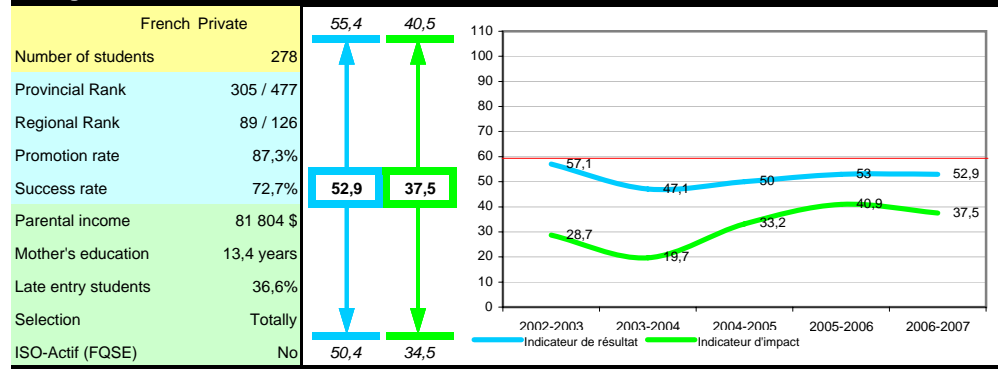
### Collège Mont-Saint-Louis

Montréal



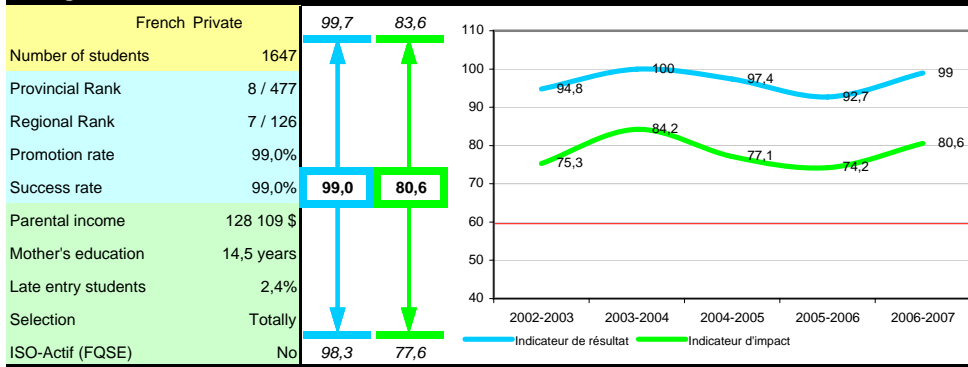
### Collège Rachel

Montréal



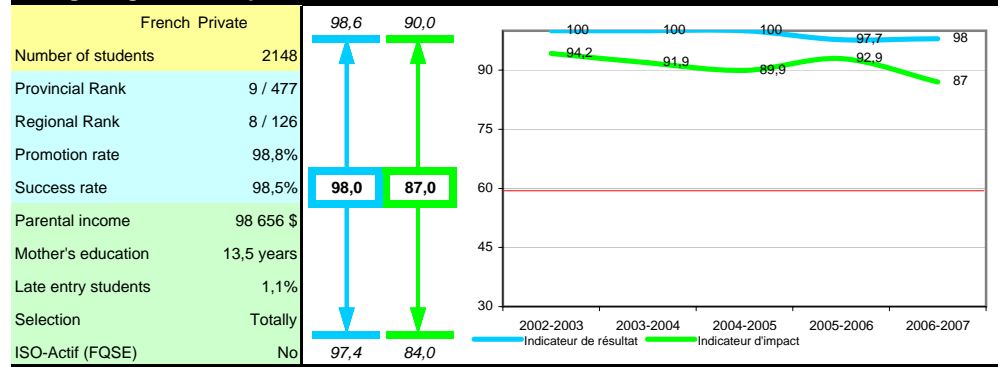
### Collège Notre-Dame-du-Sacré-Coeur

Montréal

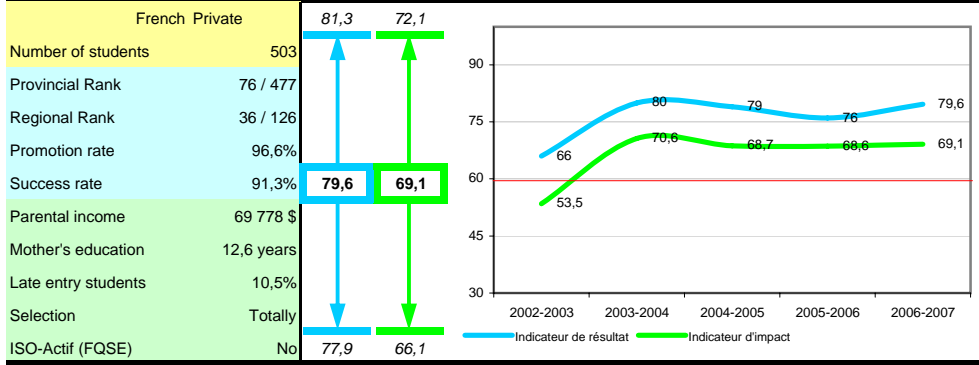


### Collège Regina Assumpta

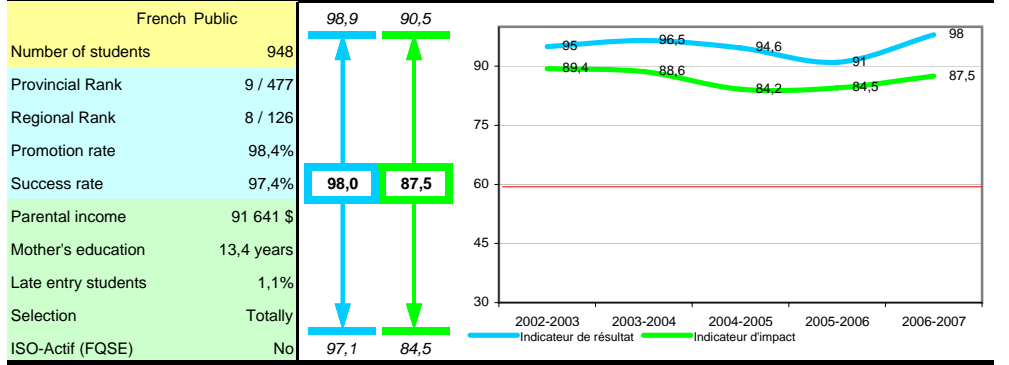
Montréal



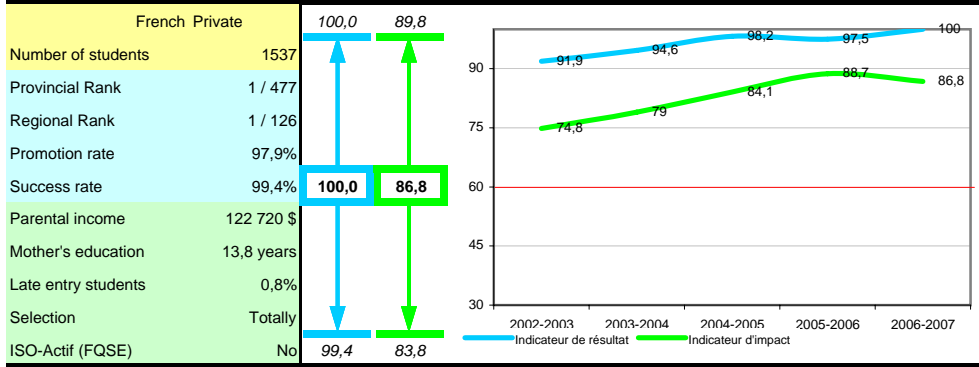
**Collège Reine-Marie** Montréal



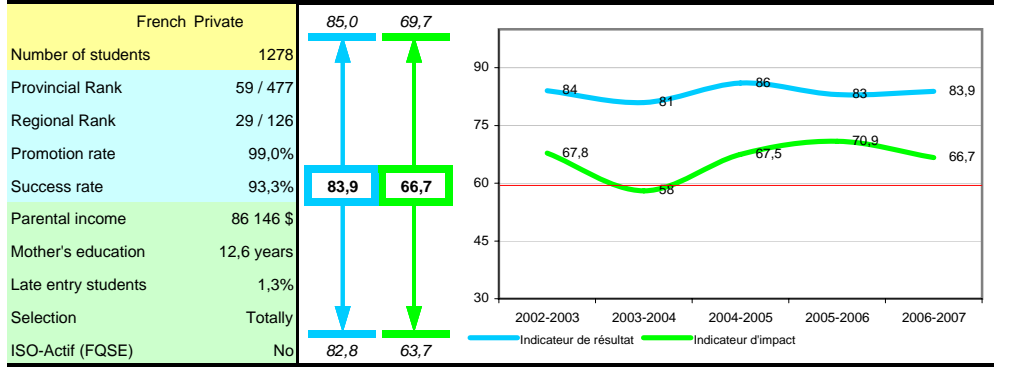
**Collège Saint-Louis** Montréal



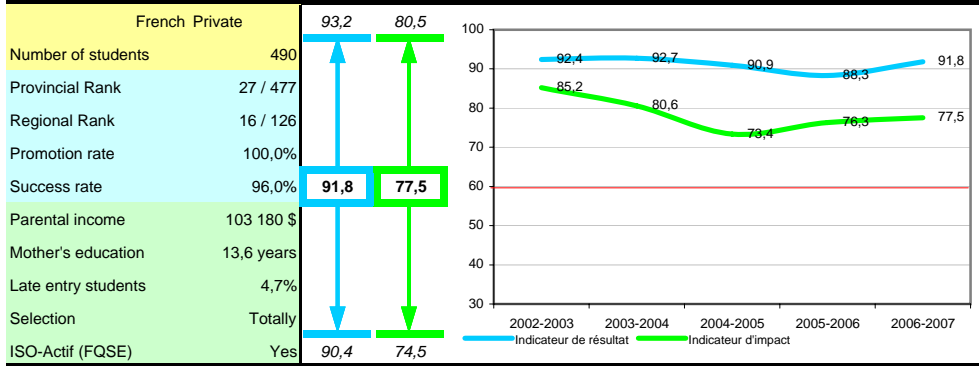
**Collège Sainte-Anne de Lachine** Montréal



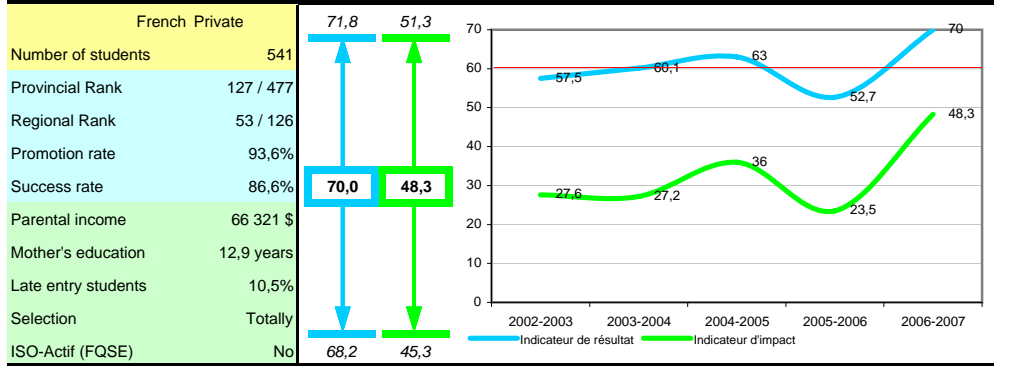
**Collège St-Jean-Vianney** Montréal



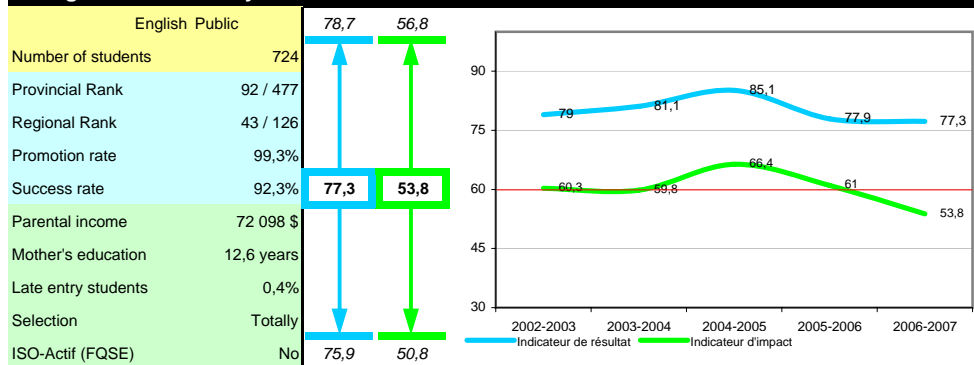
**Collège Sainte-Marcelline** Montréal



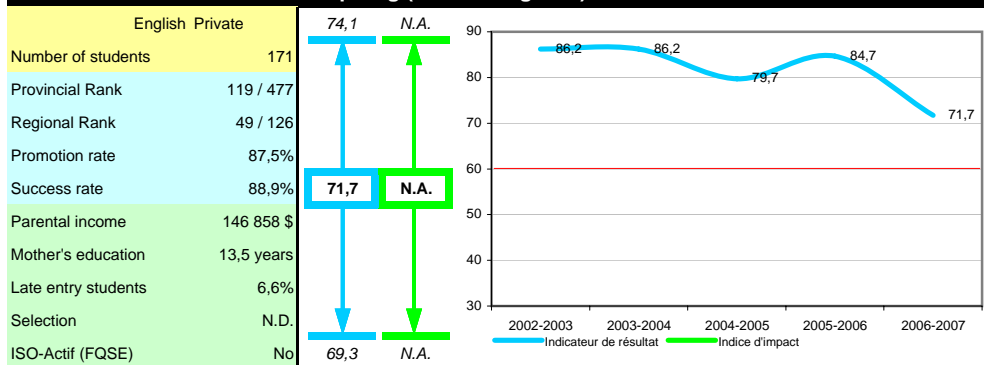
**Collège Ville-Marie** Montréal



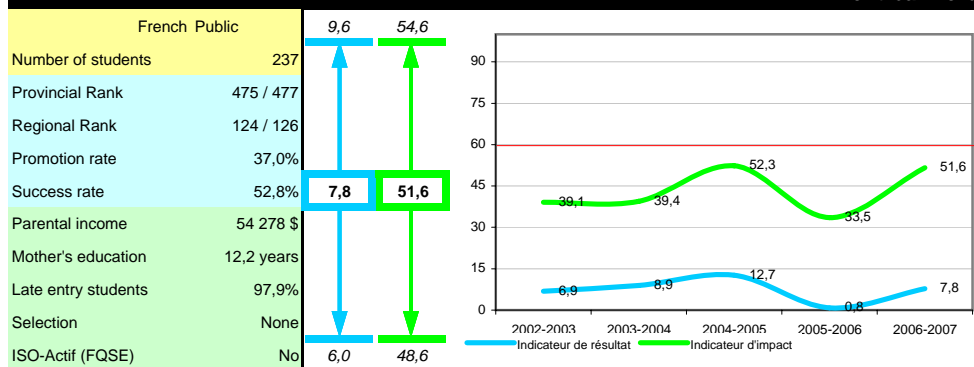
### Collège Vincent Massey Montréal



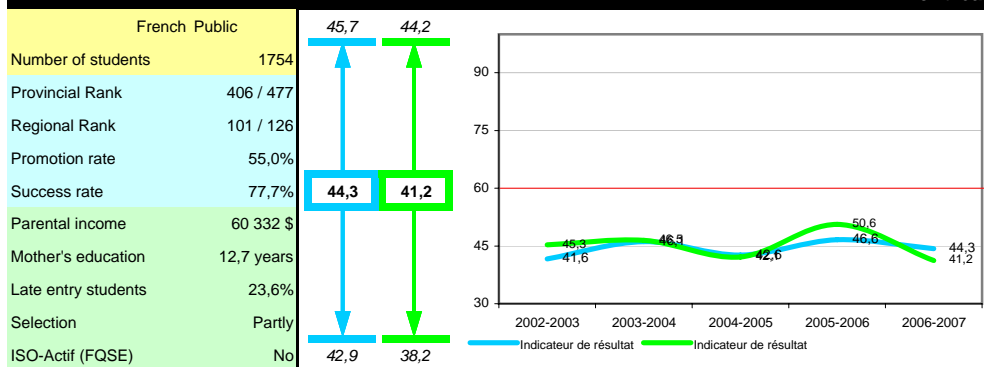
### École Beth Jacob de Rav Hirschprung (section anglaise) Montréal



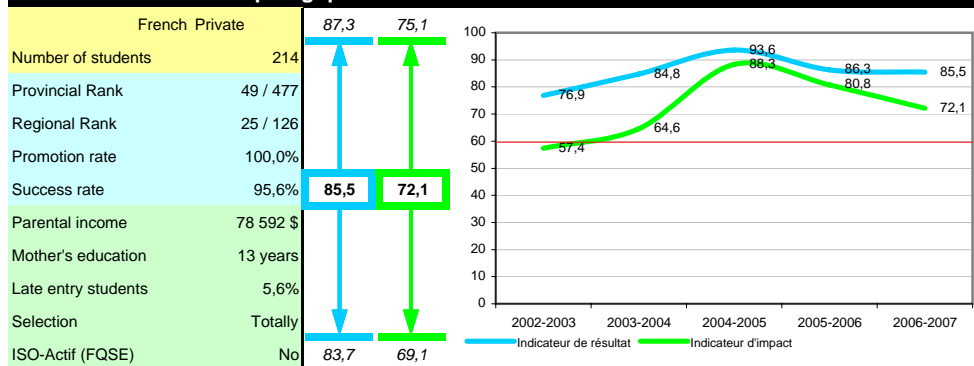
### École Amos Montréal-Nord



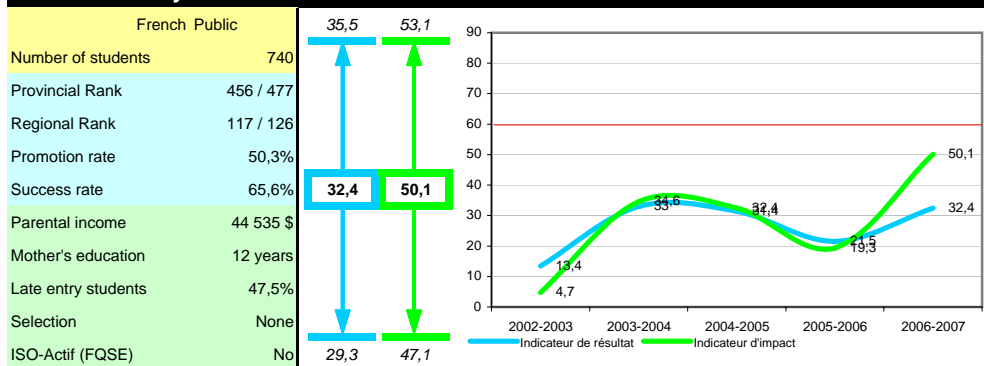
### École Cavalier-De LaSalle Montréal

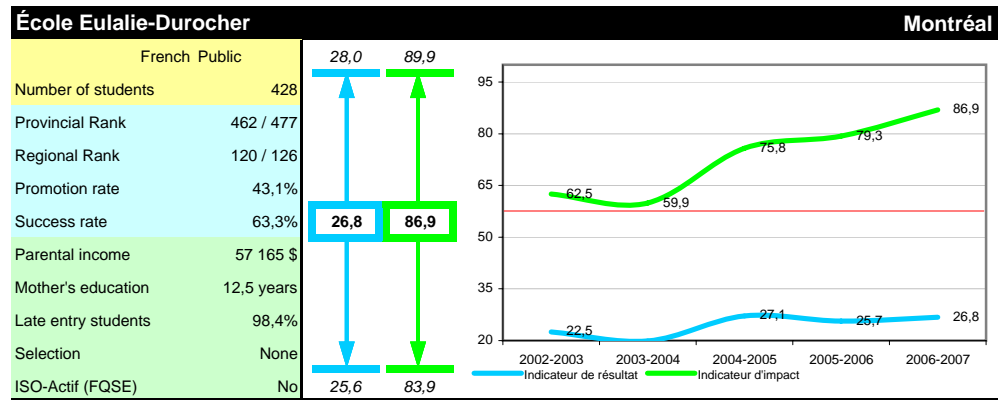
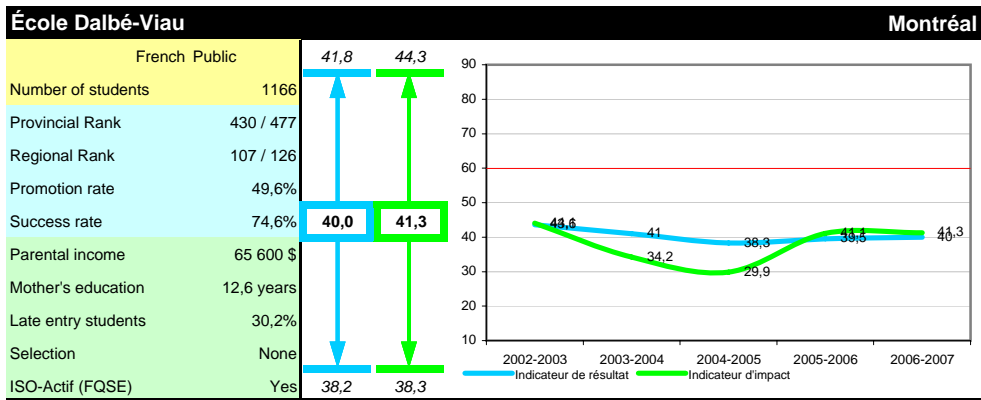
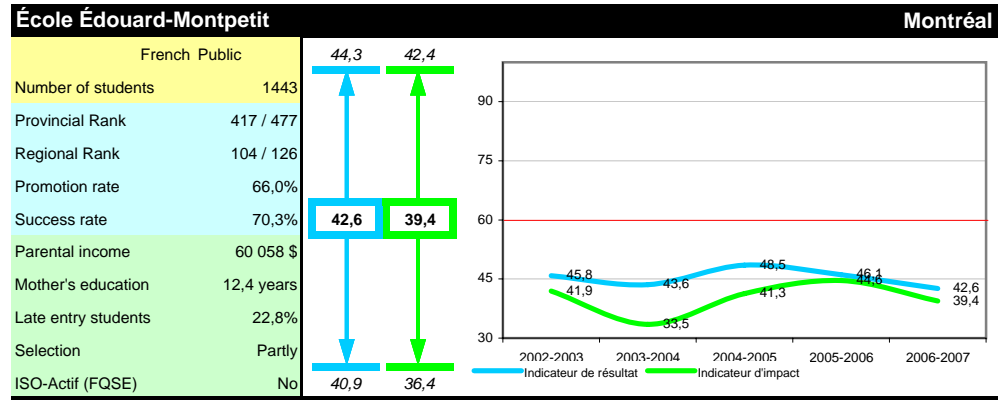
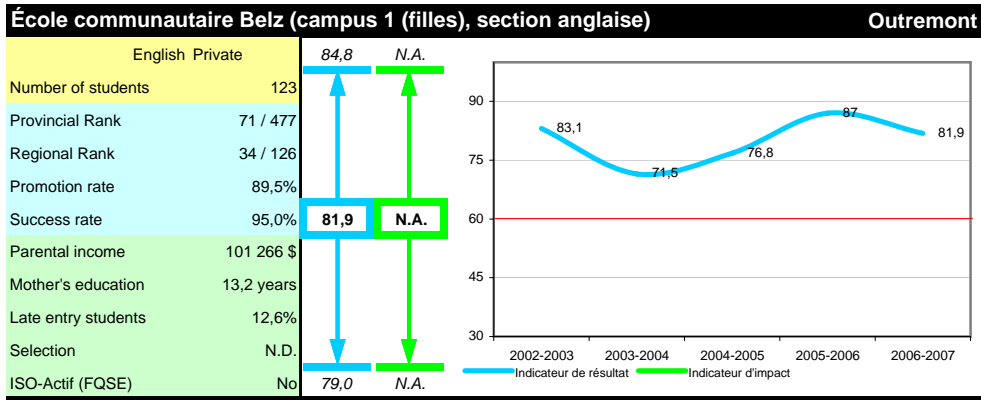
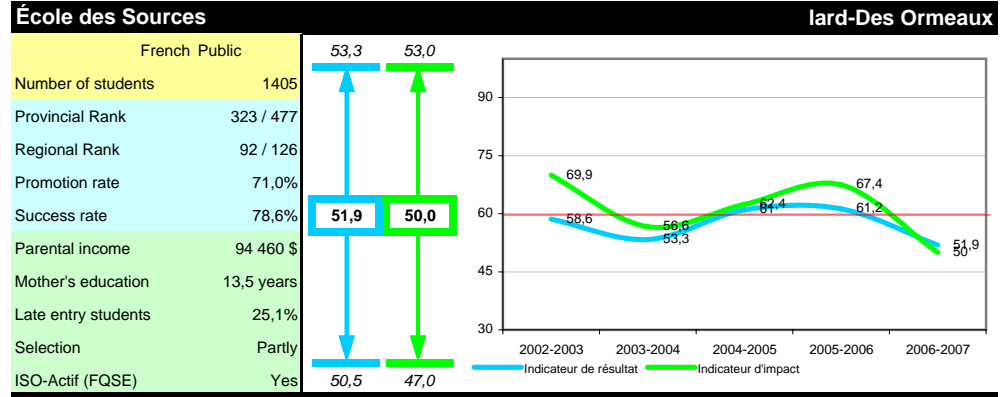
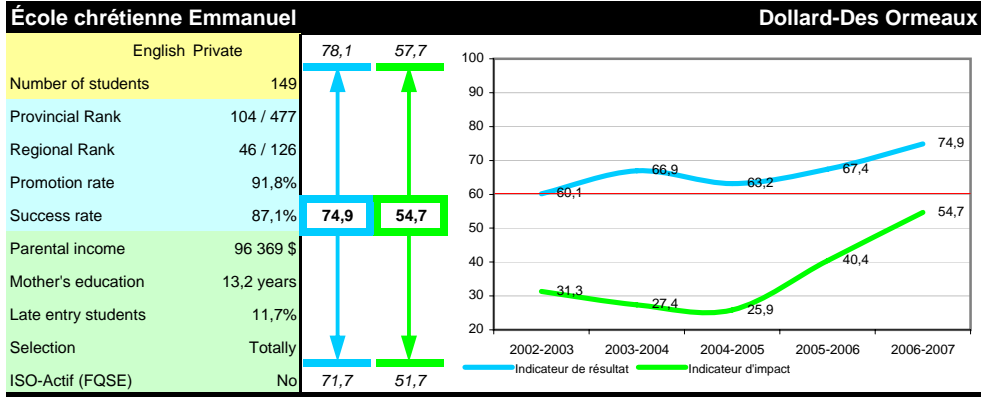


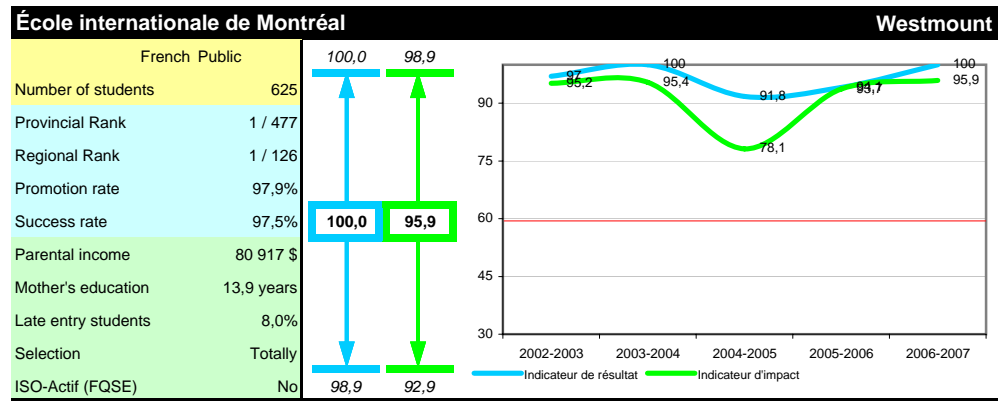
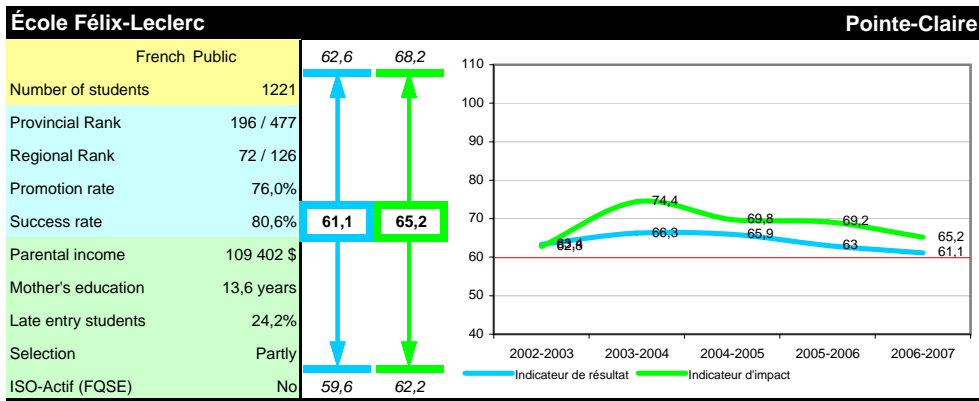
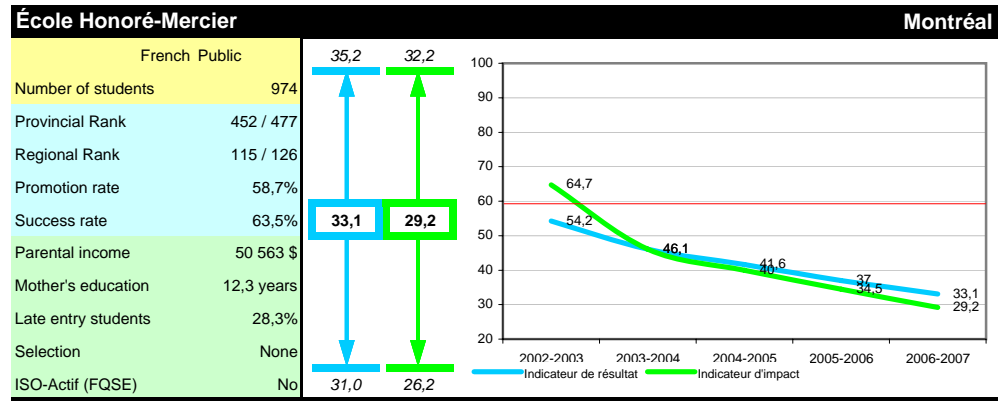
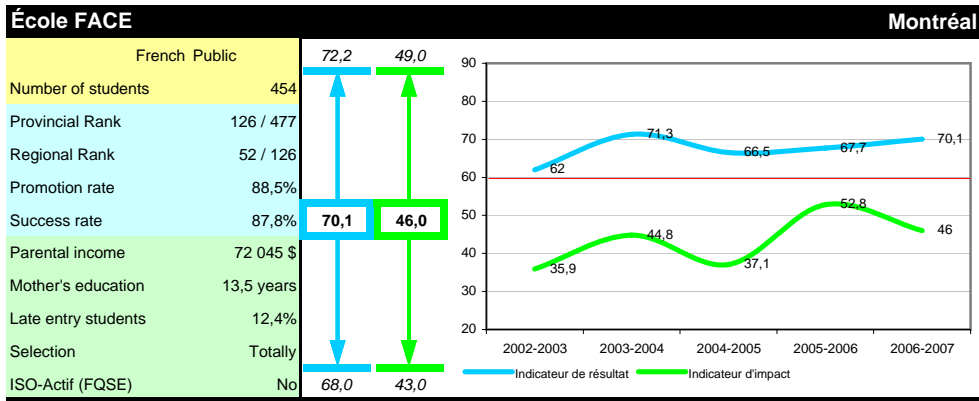
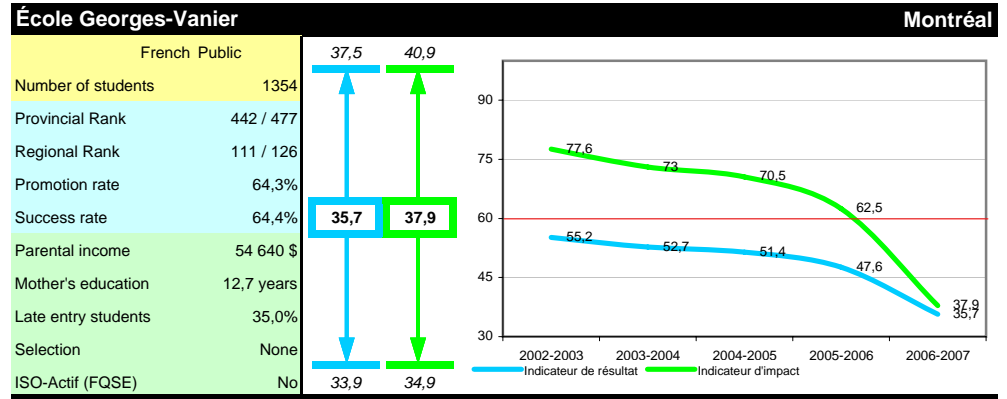
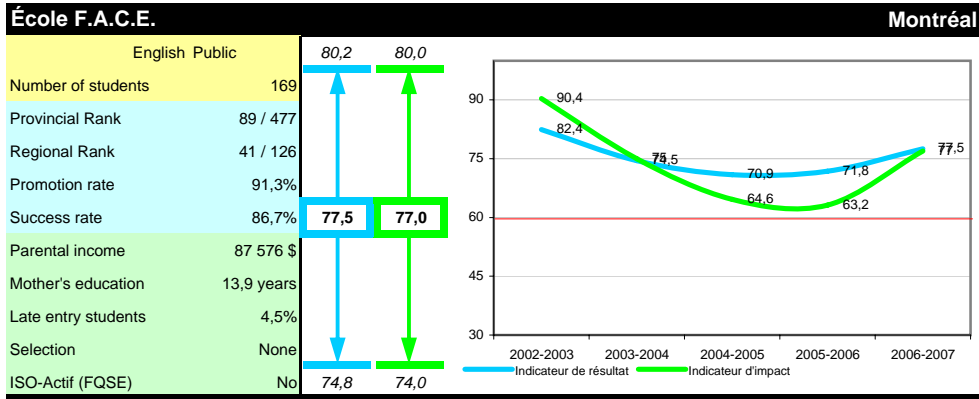
### École Arménienne Sourp Hagop Montréal



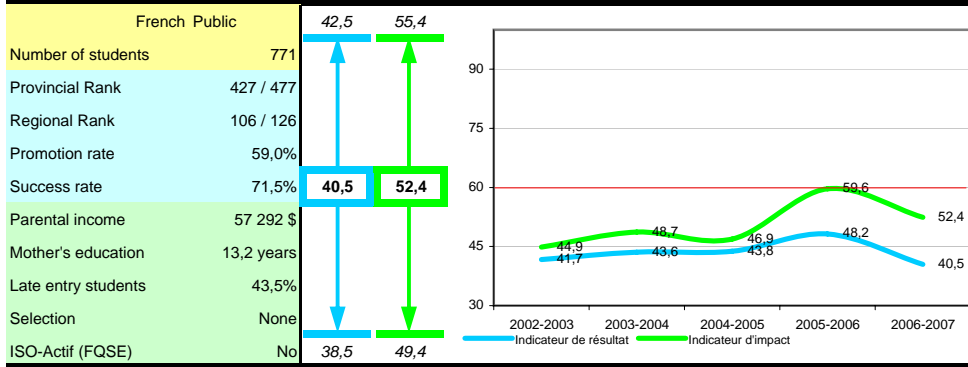
### École Chomedey-De Maisonneuve Montréal



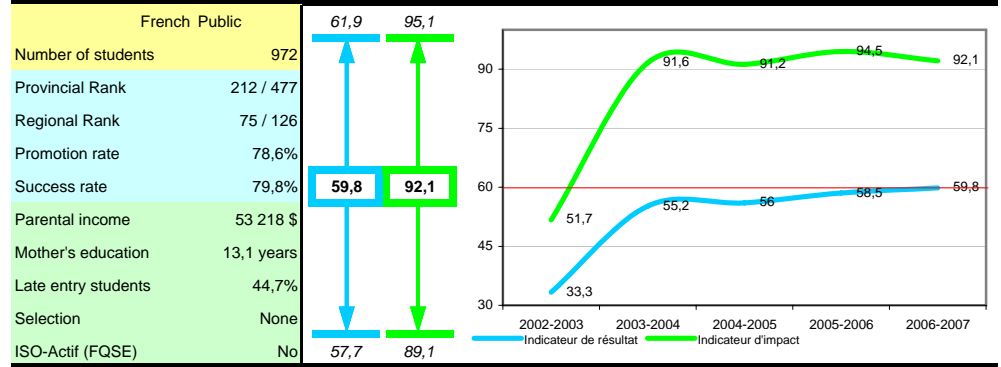




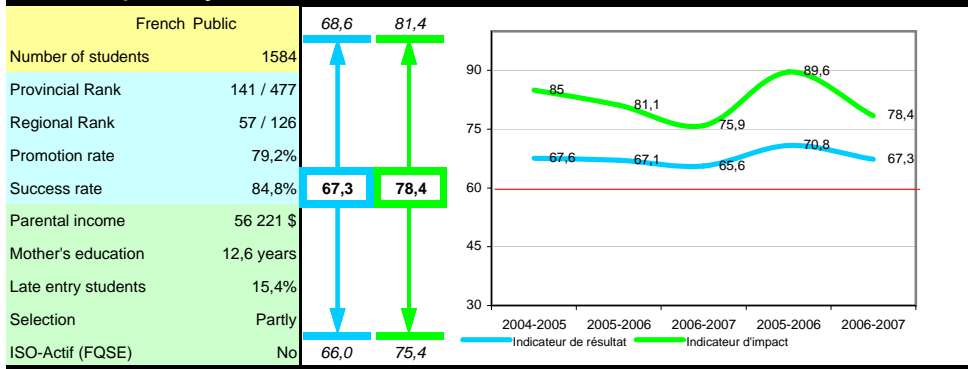
### École Jeanne-Mance Montréal



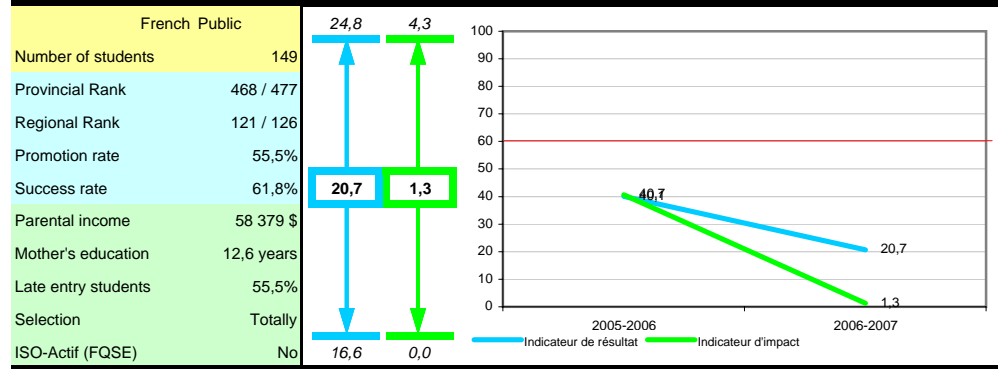
### École La Voie Montréal



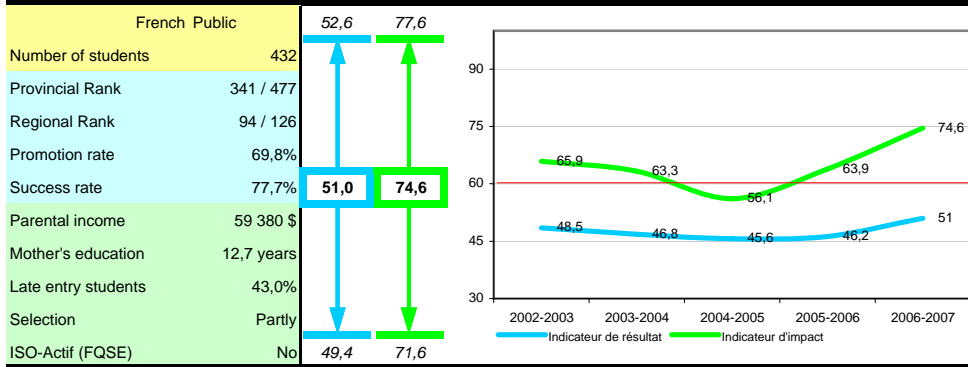
### École Joseph-François-Perrault Montréal



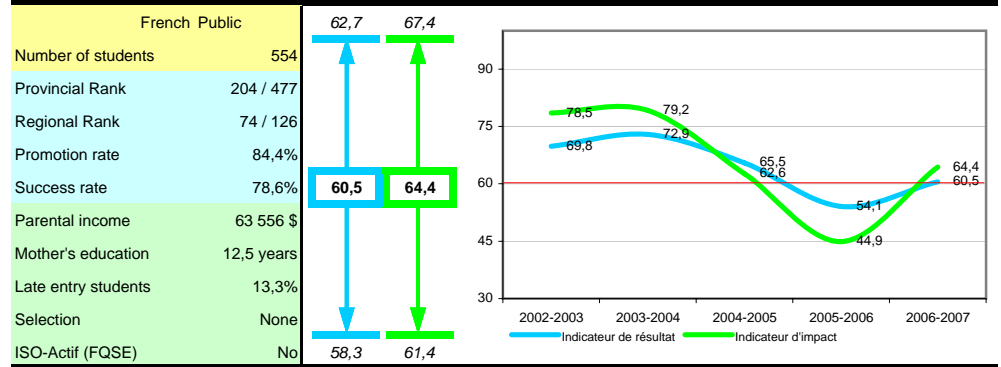
### École Le Vitrail Montréal



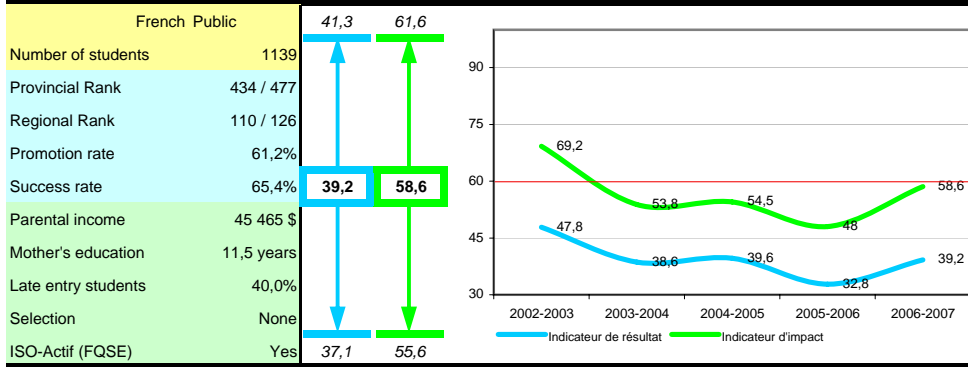
### École La Dauversière Montréal



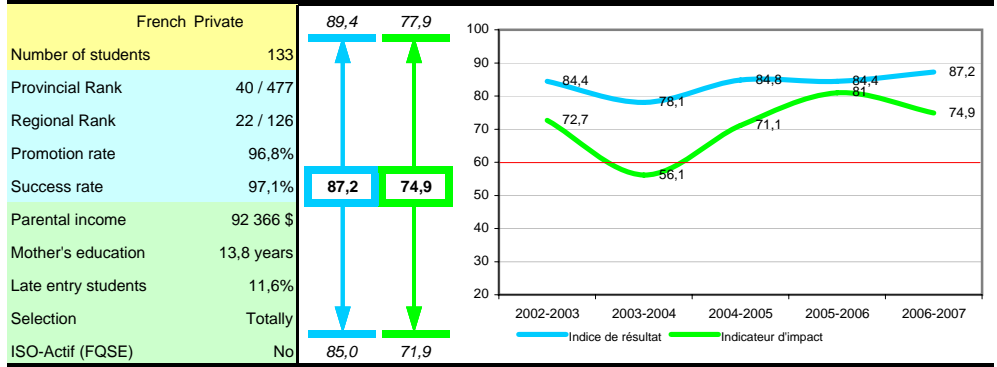
### École Louise-Trichet Montréal



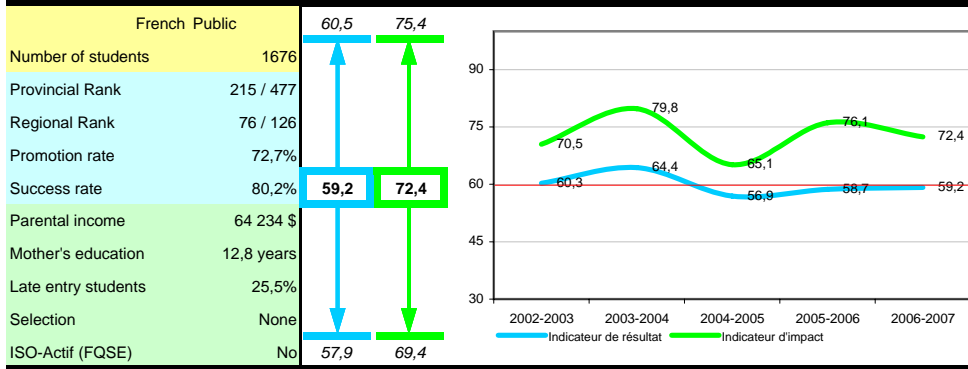
### École Louis-Joseph-Papineau Montréal



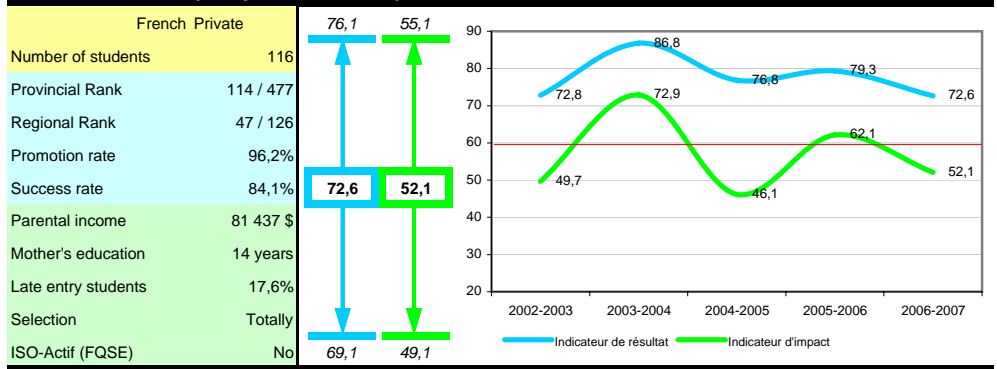
### École Maïmonide (campus Jacob Safra) Saint-Laurent



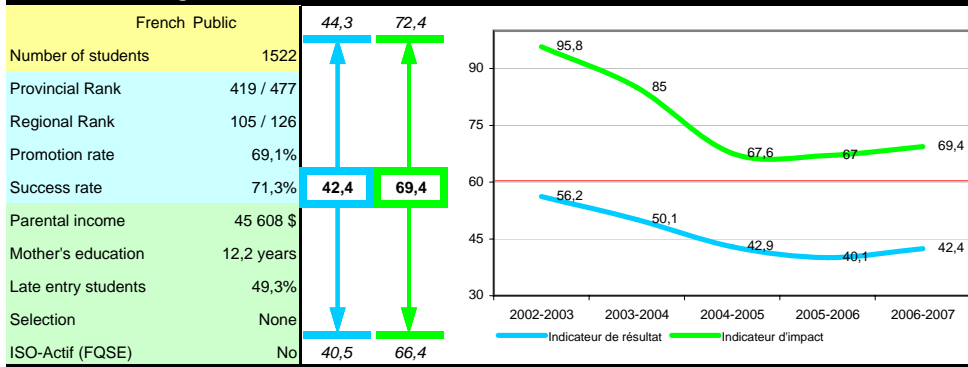
### École Louis-Riel Montréal



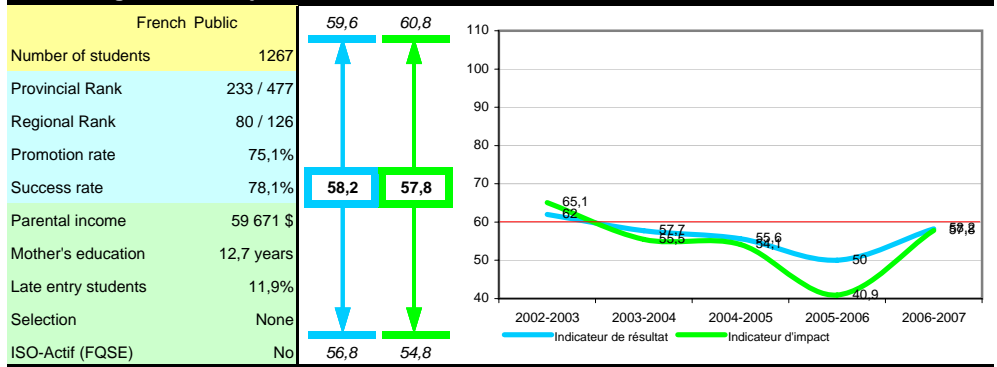
### École Maïmonide (campus Parkhaven) Côte-Saint-Luc

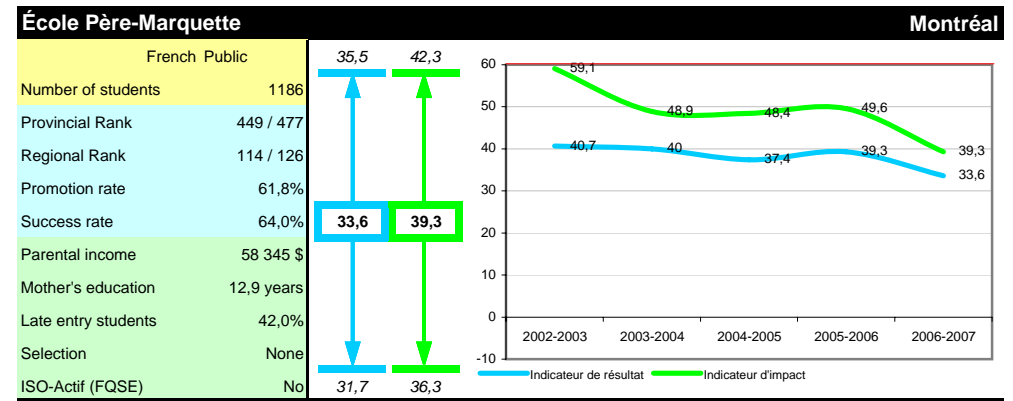
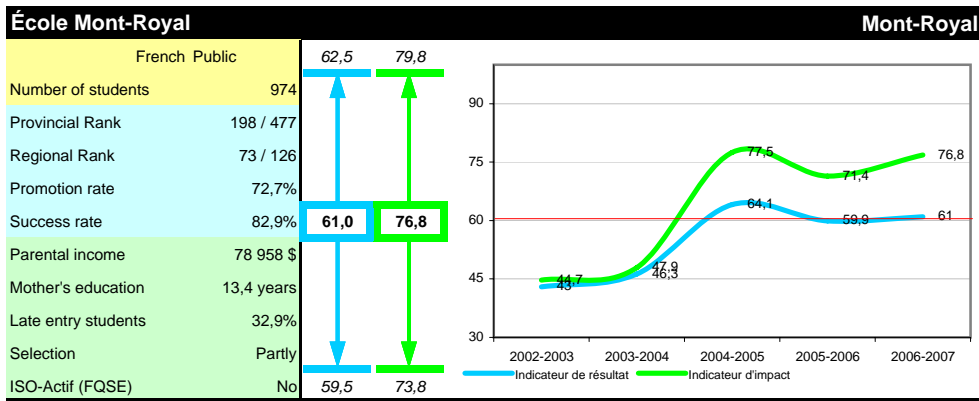
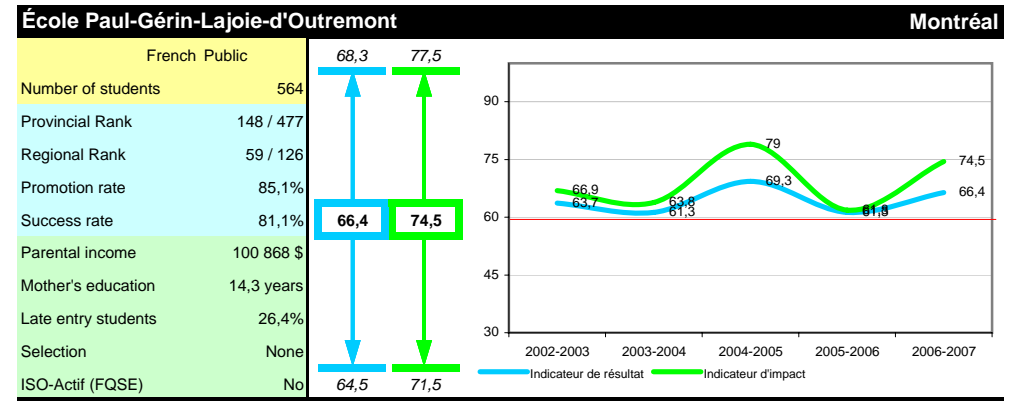
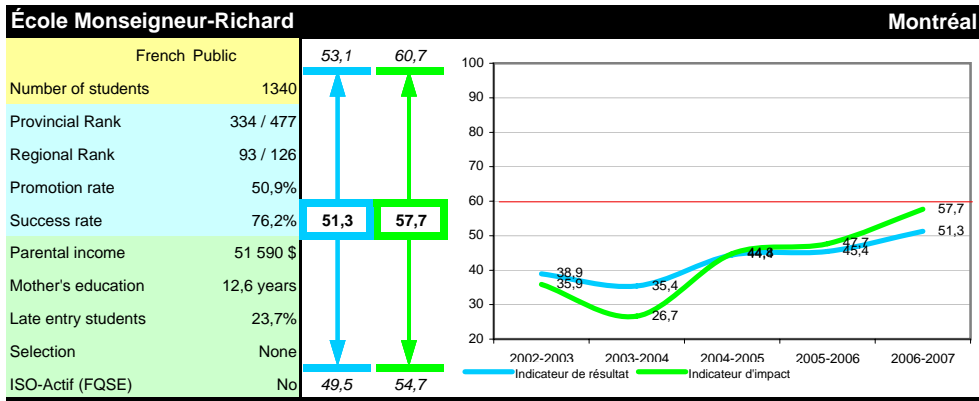
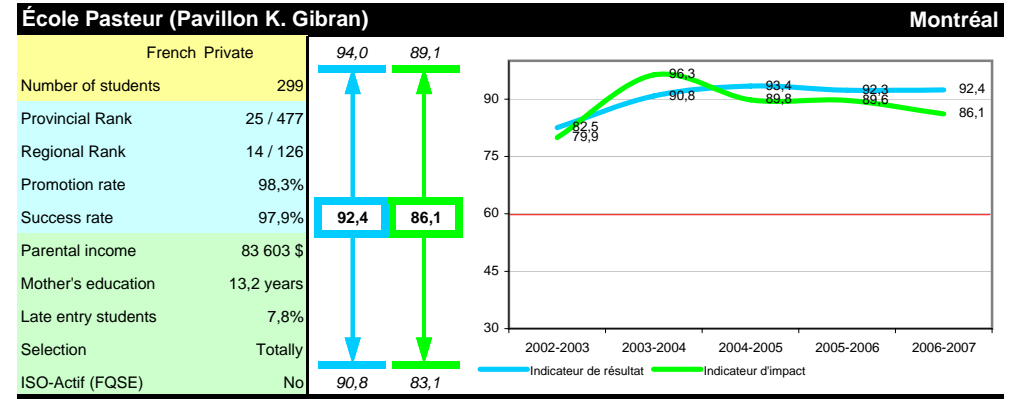
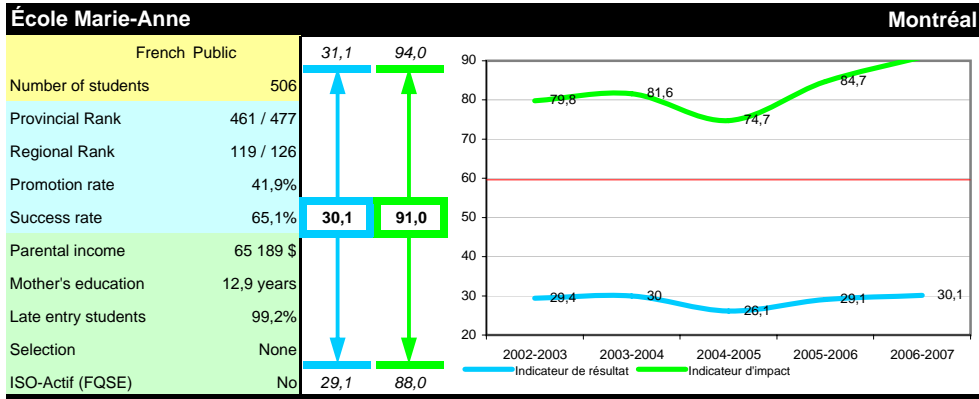


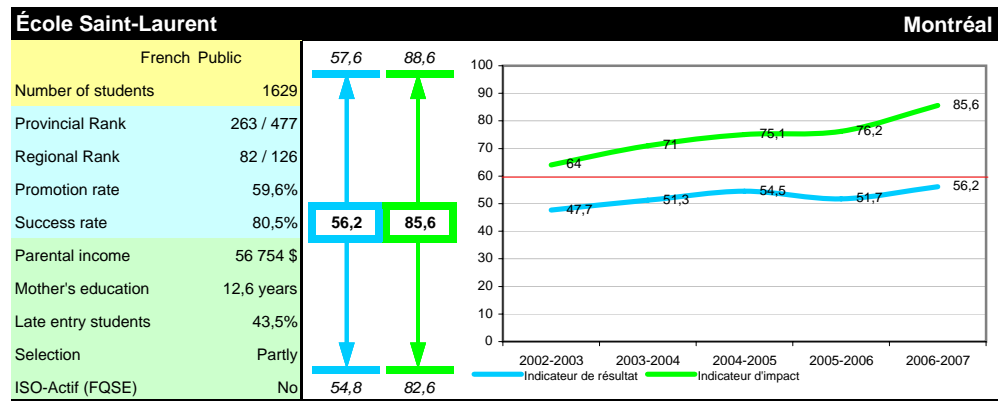
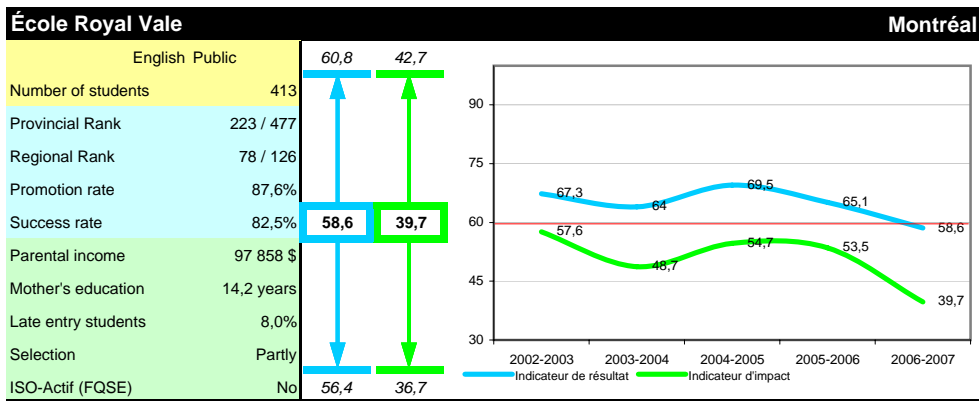
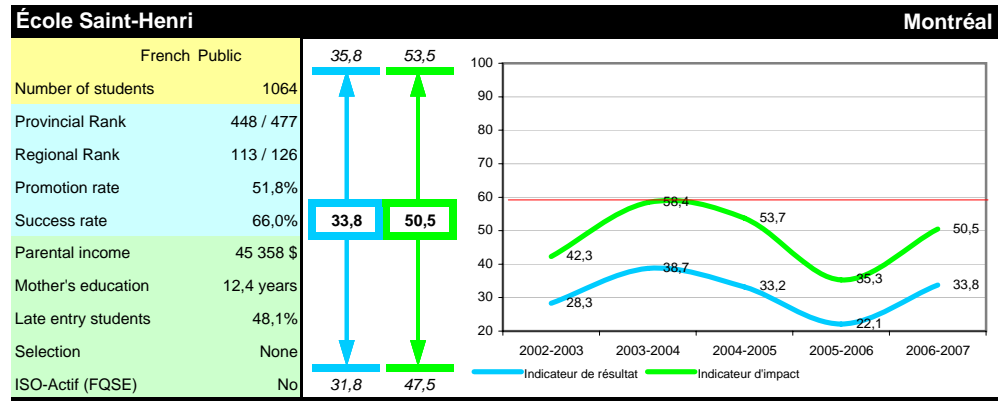
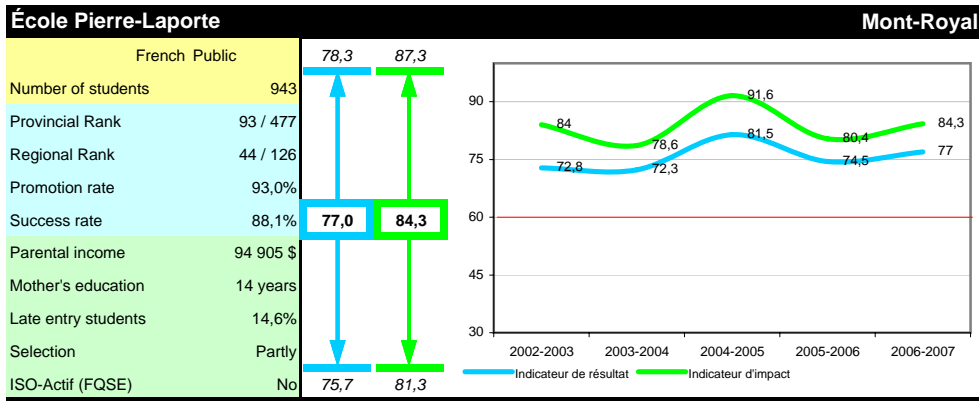
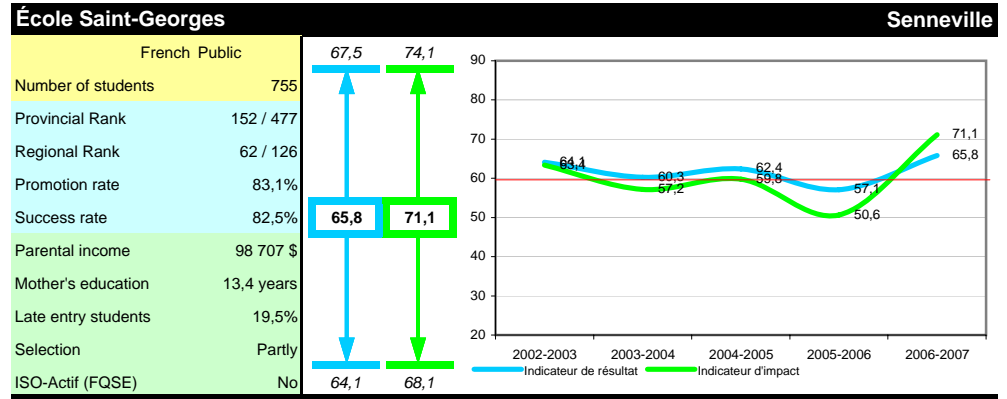
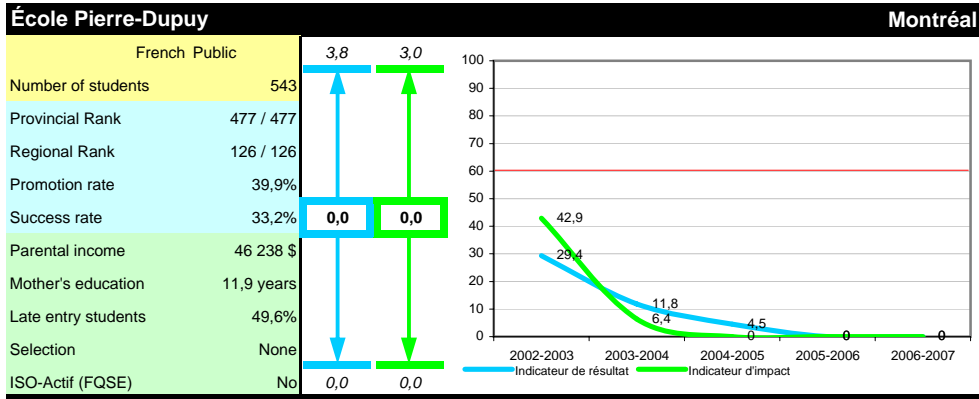
### École Lucien-Pagé Montréal



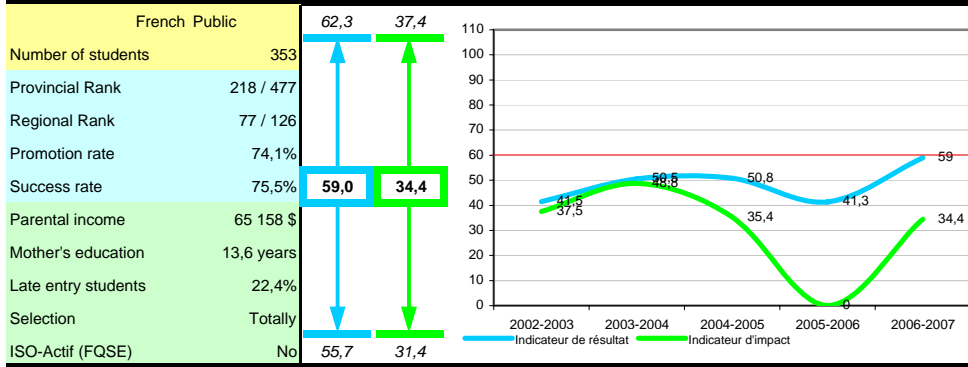
### École Marguerite-De Lajemmerais Montréal



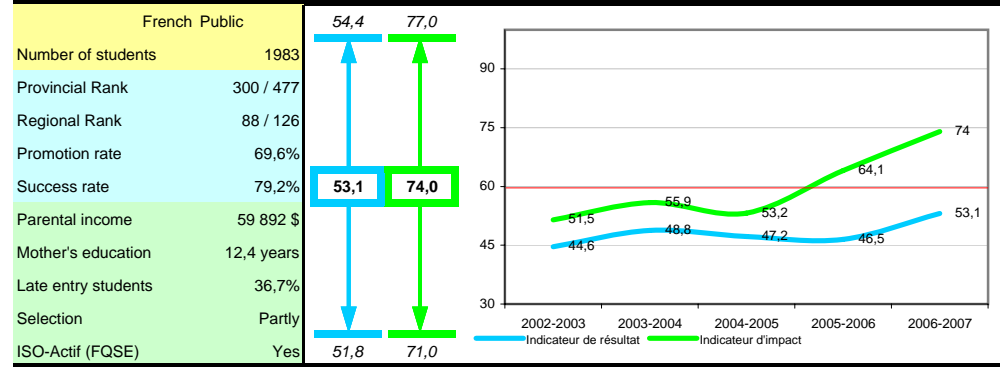




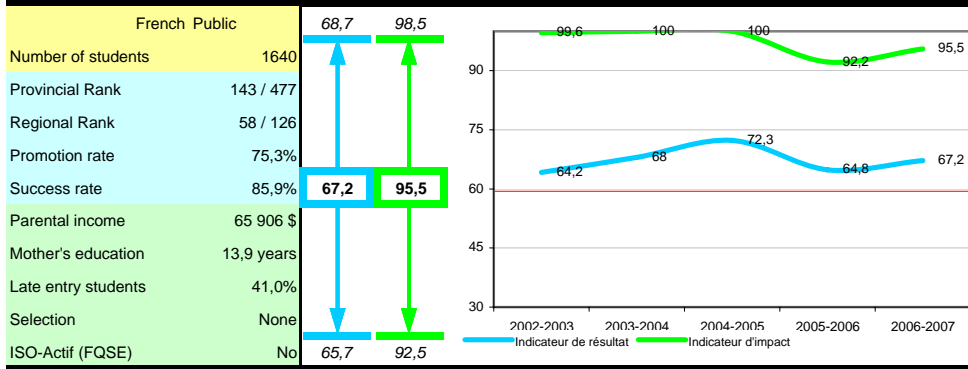
### École Saint-Louis Montréal



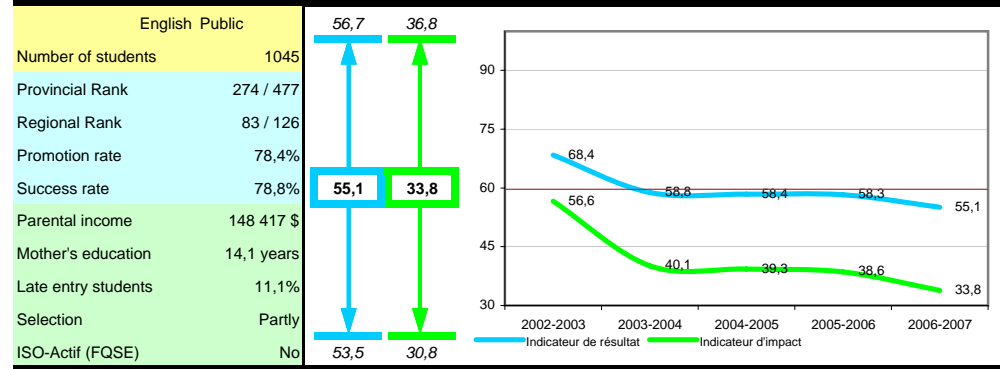
### École secondaire Antoine-de-Saint-Exupéry Saint-Léonard



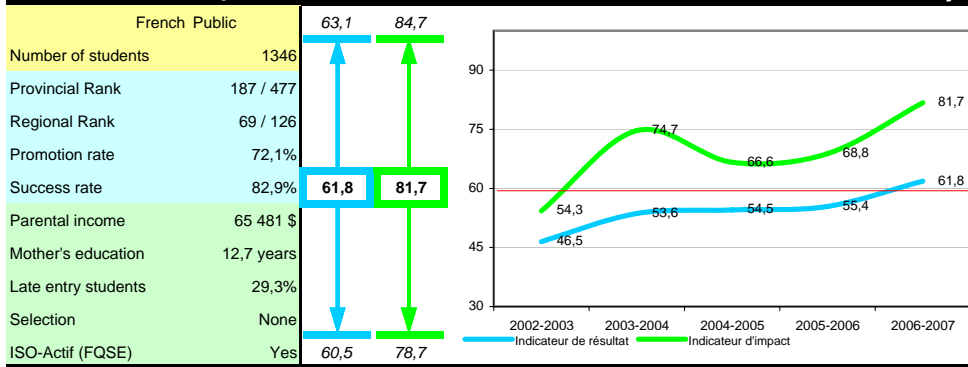
### École Saint-Luc Montréal



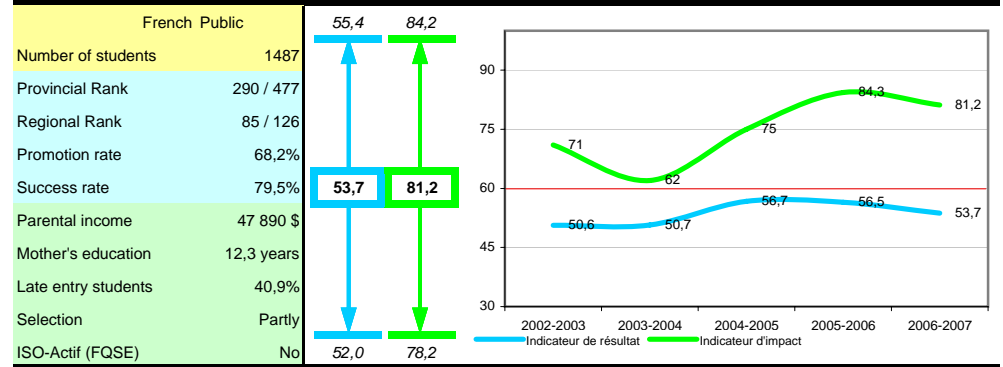
### École secondaire Beaconsfield Beaconsfield



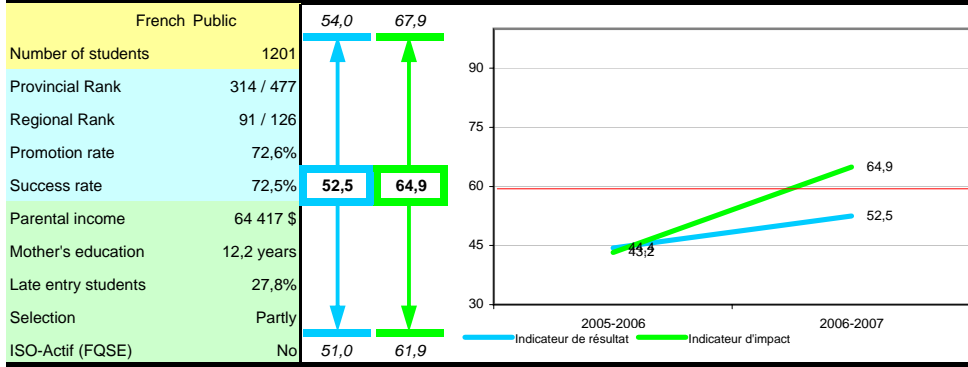
### École secondaire Anjou Anjou



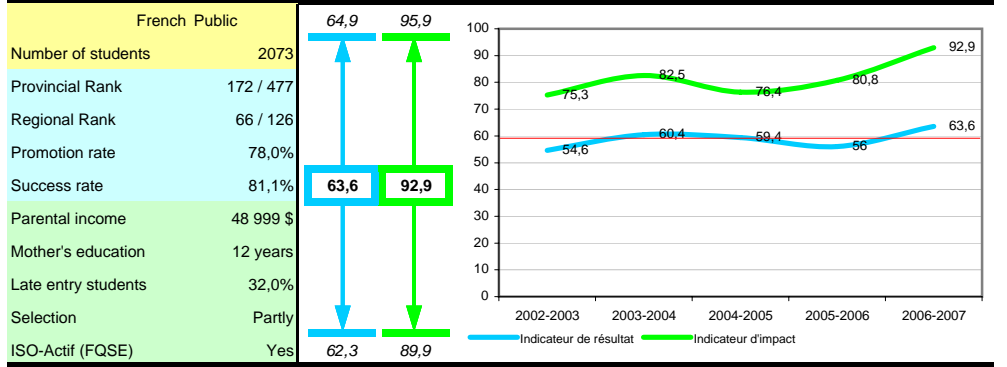
### École secondaire Calixa-Lavallée Montréal-Nord



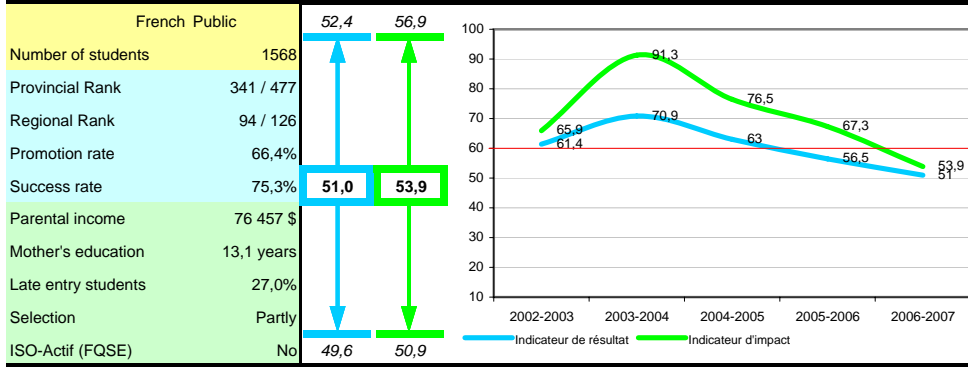
**École secondaire Daniel-Johnson Montréal**



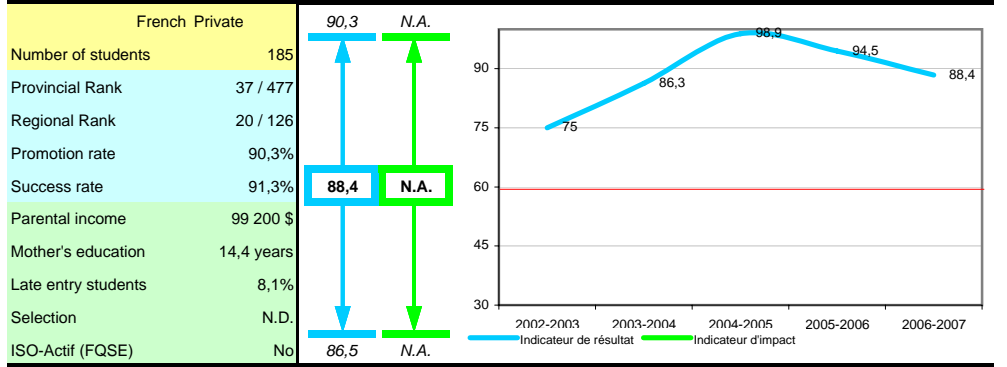
**École secondaire Henri-Bourassa Montréal-Nord**



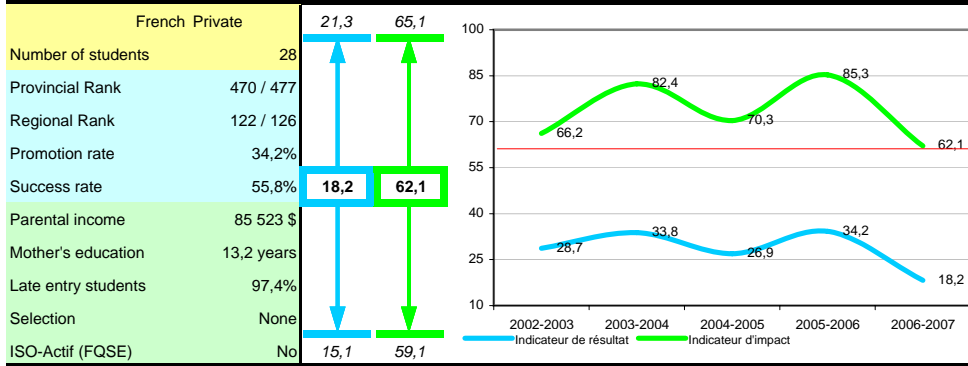
**École secondaire Dorval-Jean XXIII Dorval**



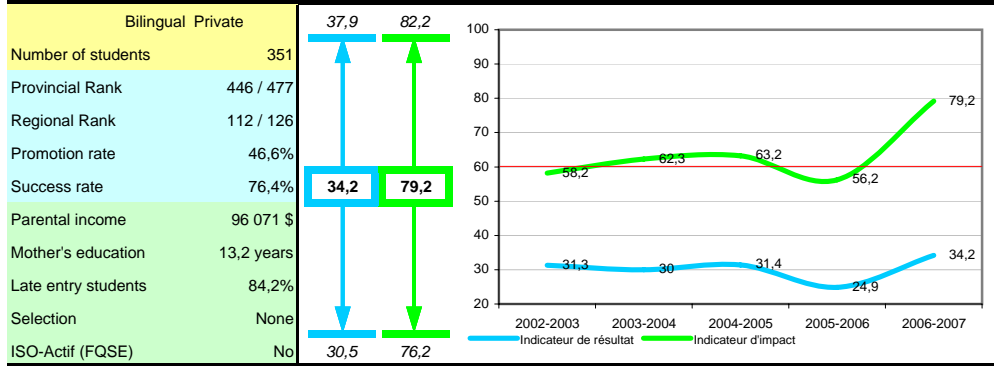
**École secondaire Herzliah Snowdon (section française) Montréal**



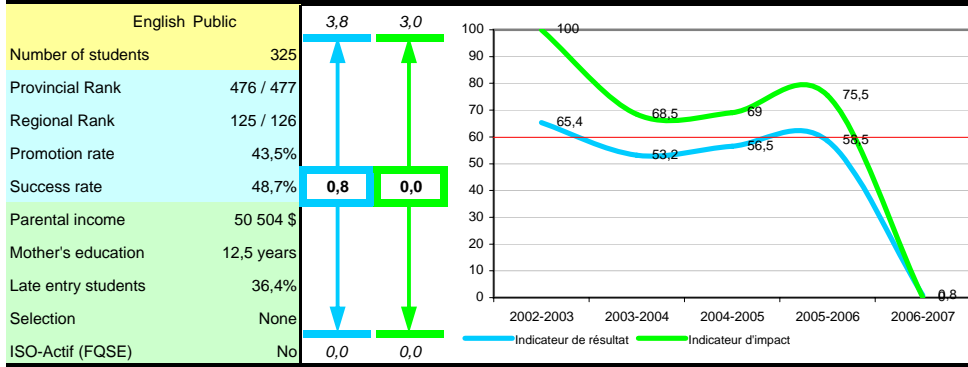
**École secondaire Duval Montréal**



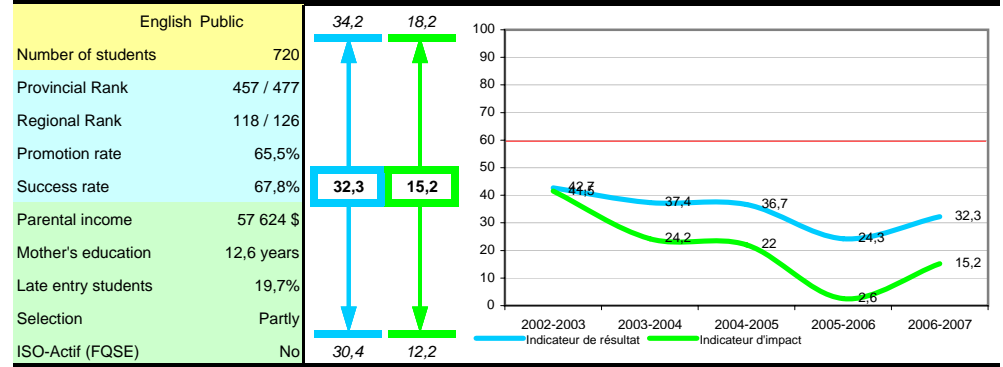
**École secondaire interculturelle Vanguard Québec Westmount**



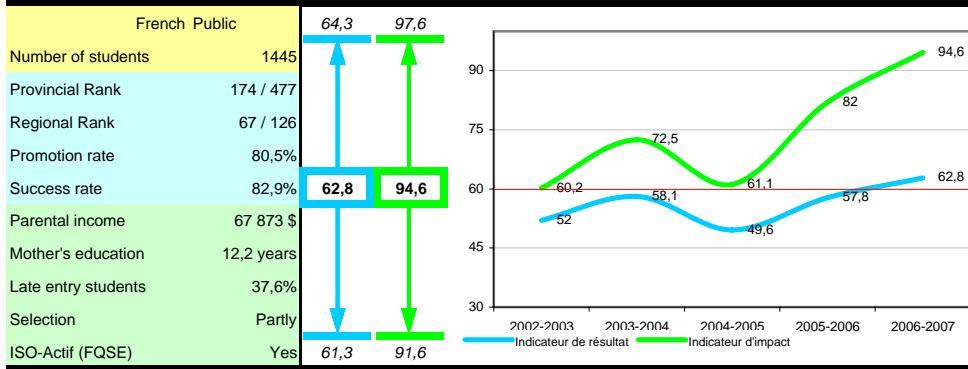
### École secondaire James Lyng Montréal



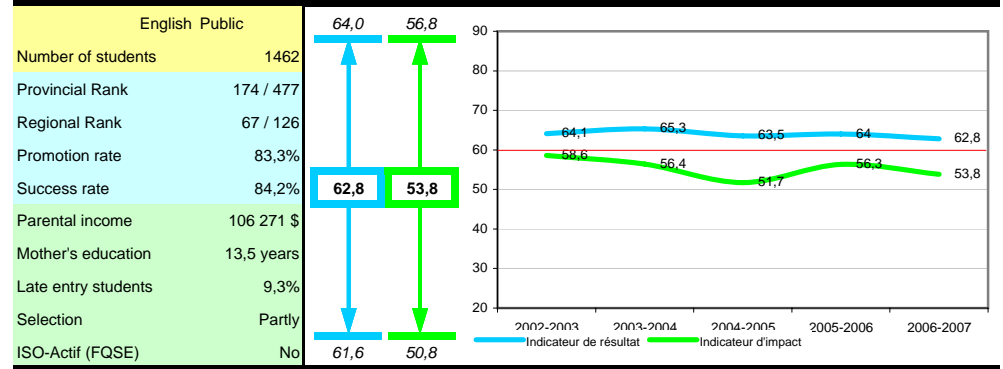
### École secondaire John F. Kennedy Montréal



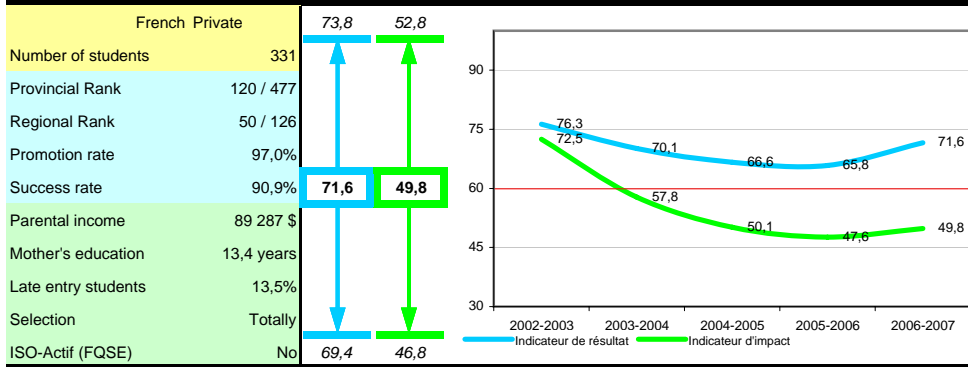
### École secondaire Jean-Grou Montréal



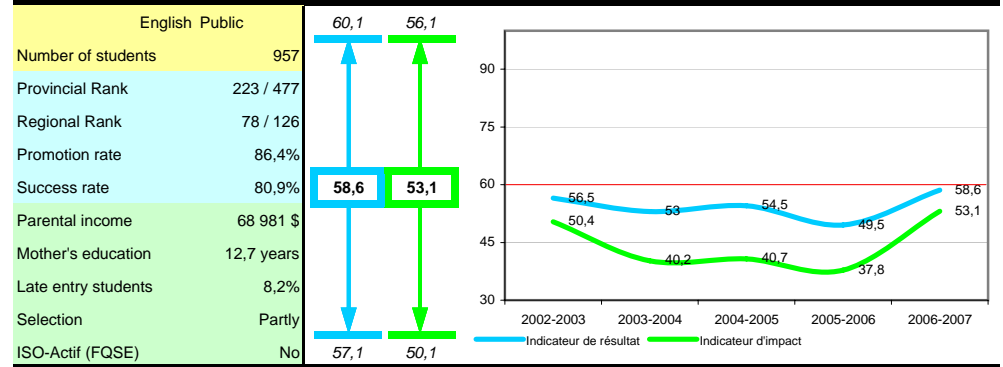
### École secondaire John Rennie Pointe-Claire



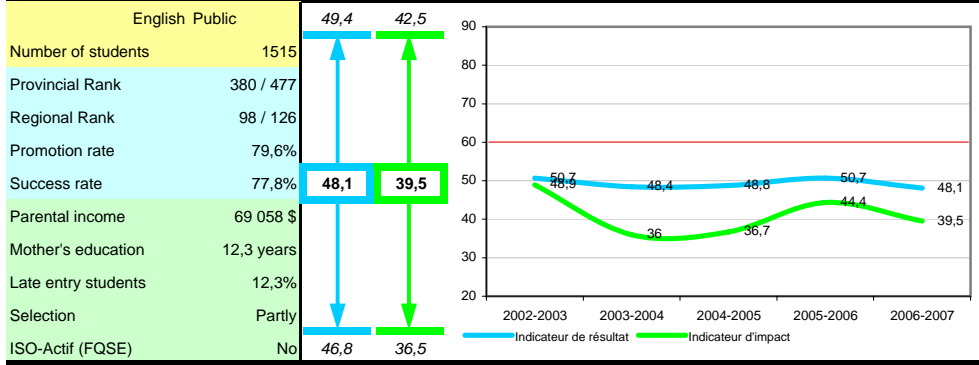
### École secondaire Jeanne-Normandin Montréal



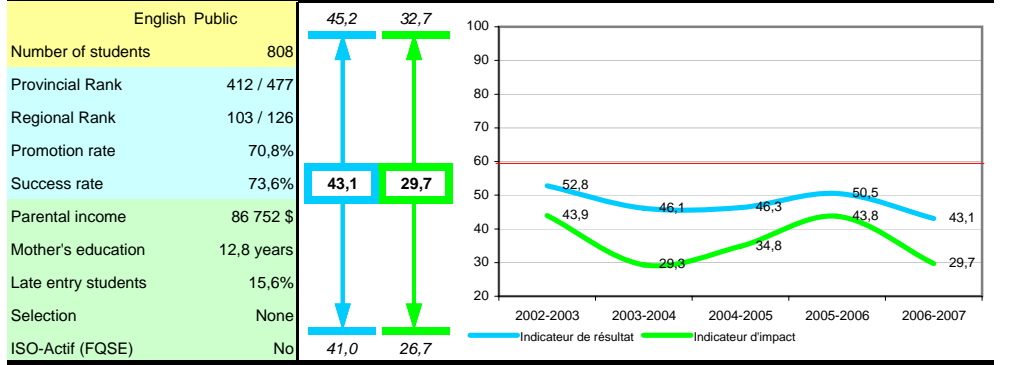
### École secondaire Laurier Macdonald Montréal



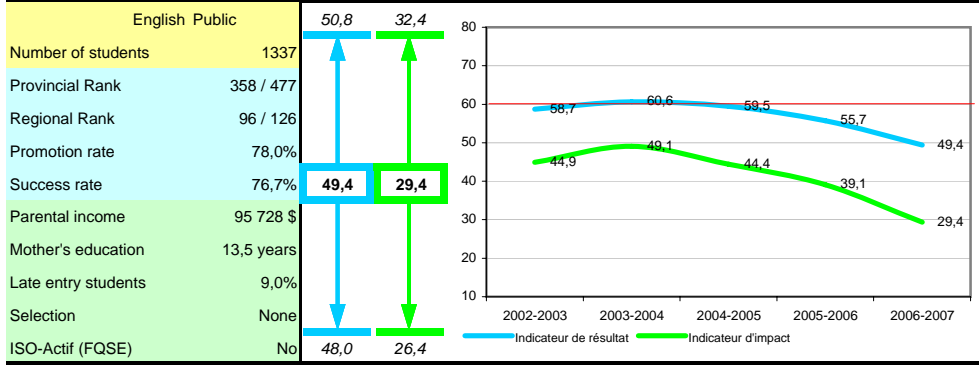
**École secondaire Lester B. Pearson Montréal-Nord**



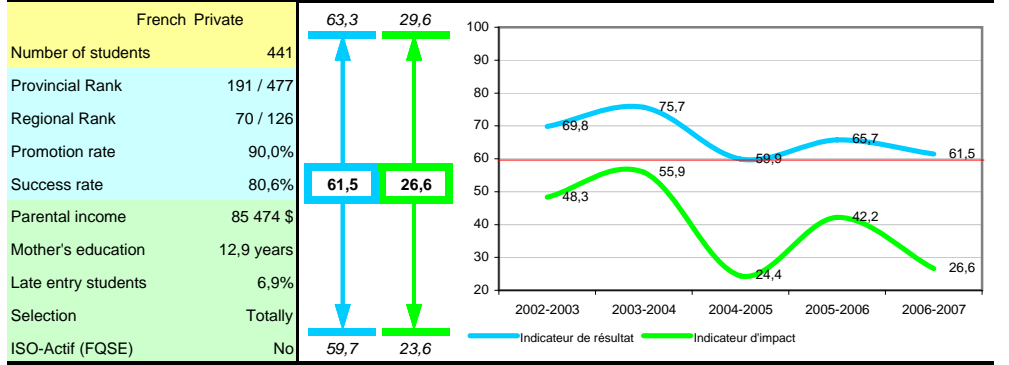
**École secondaire Macdonald Sainte-Anne-de-Bellevue**



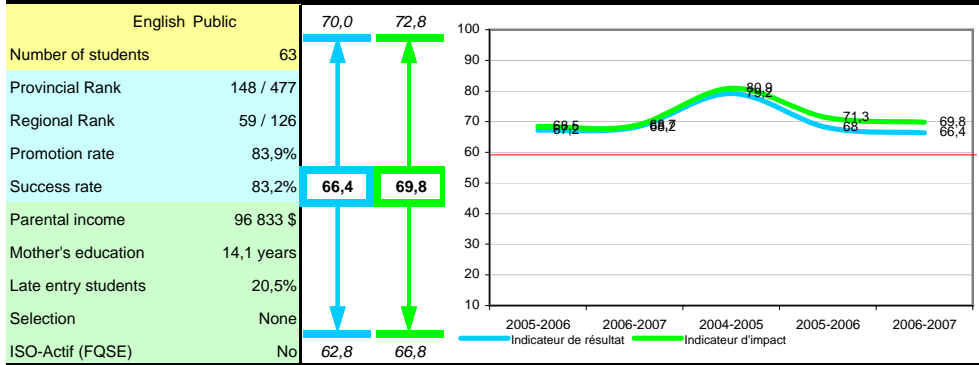
**École secondaire Lindsay Place Pointe-Claire**



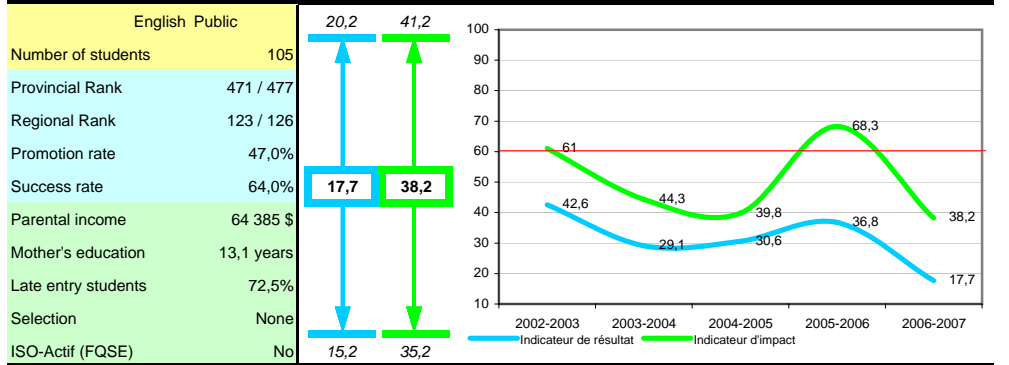
**École secondaire Marie-Clarac Montréal**



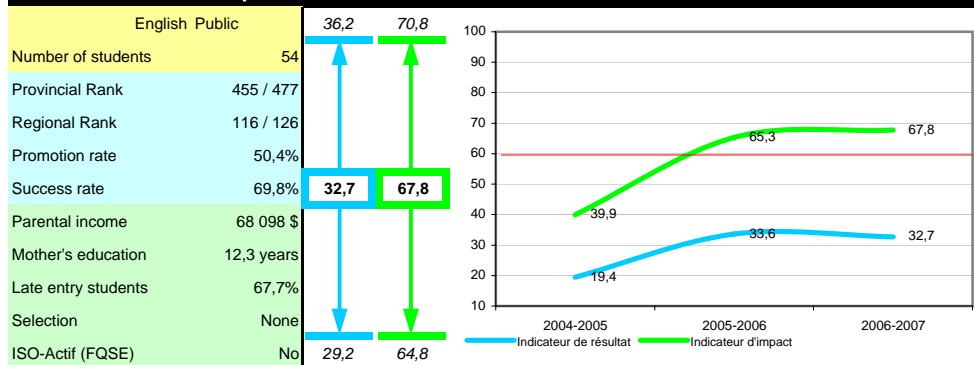
**École secondaire M.I.N.D. Montréal**



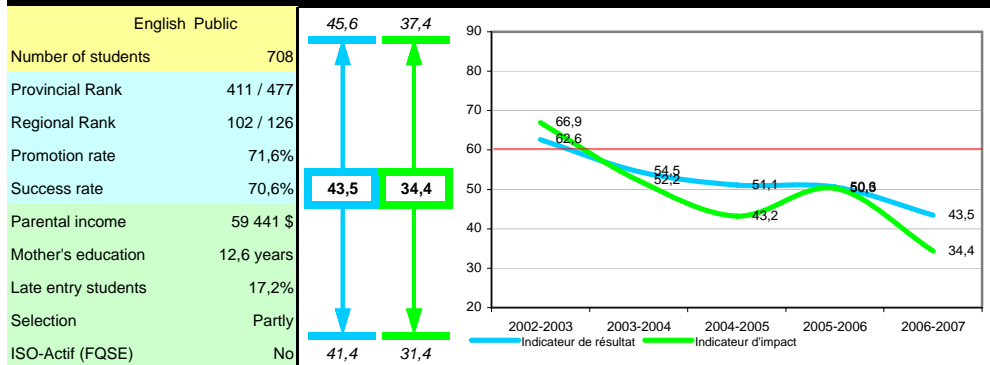
**École secondaire Options II Montréal**



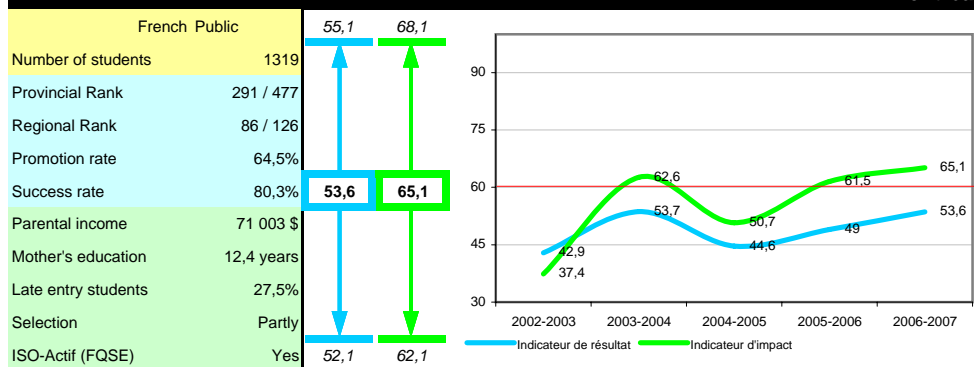
### École secondaire Perspectives II Montréal



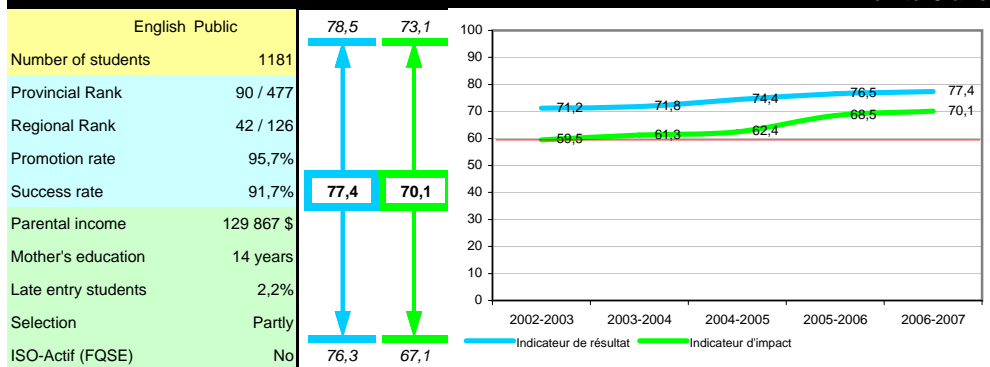
### École secondaire Rosemont Montréal



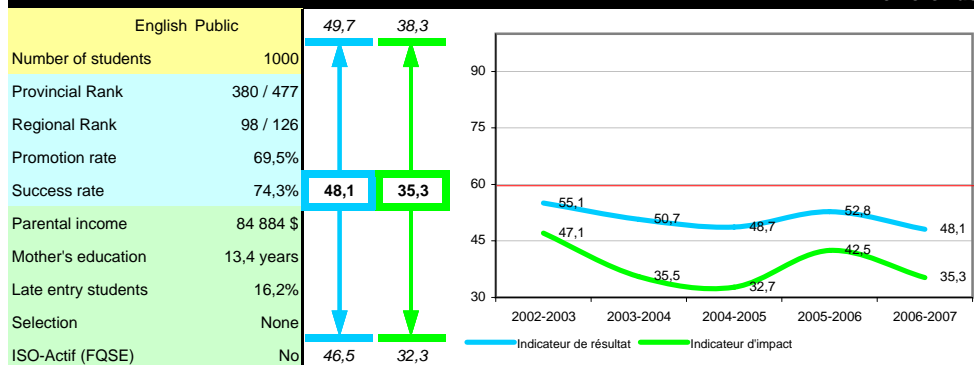
### École secondaire Pointe-aux-Trembles Montréal



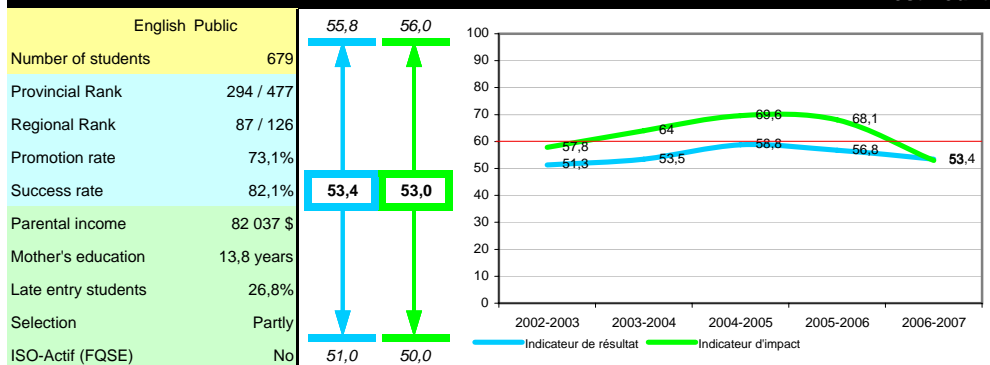
### École secondaire St. Thomas Pointe-Claire



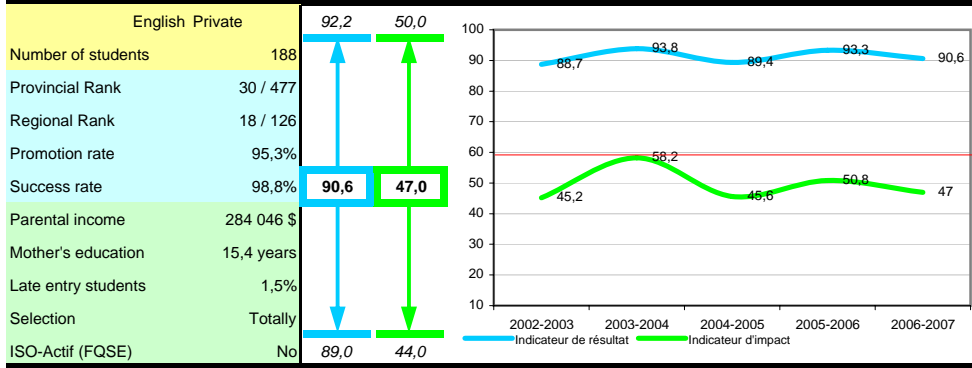
### École secondaire Riverdale Pierrefonds



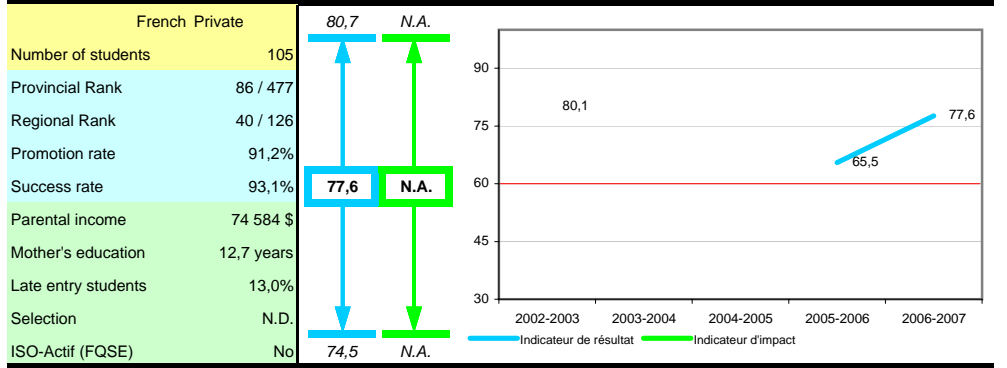
### École secondaire Westmount Westmount



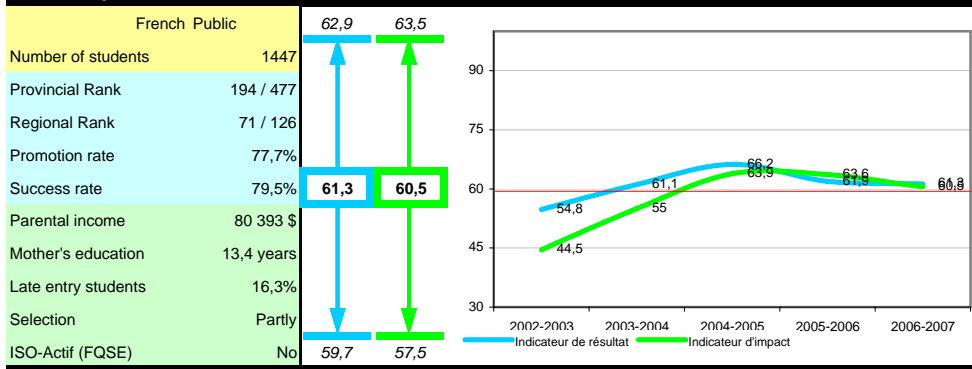
**École Selwyn House (campus 2) Westmount**



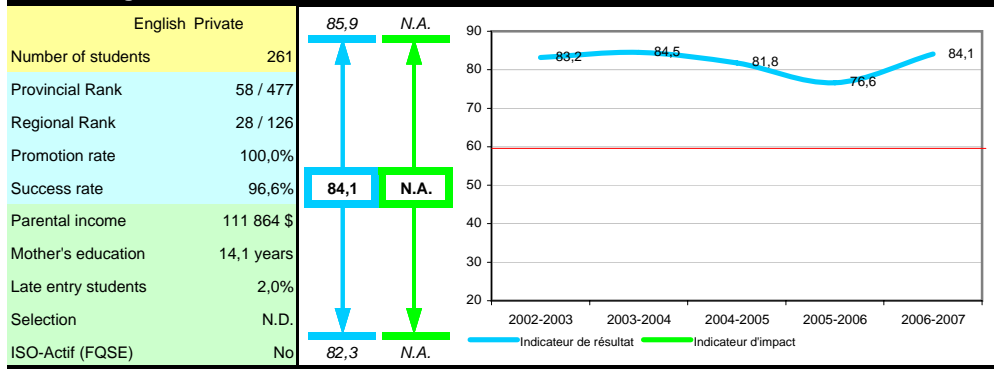
**Écoles musulmanes de Montréal (campus secondaire) Montréal**



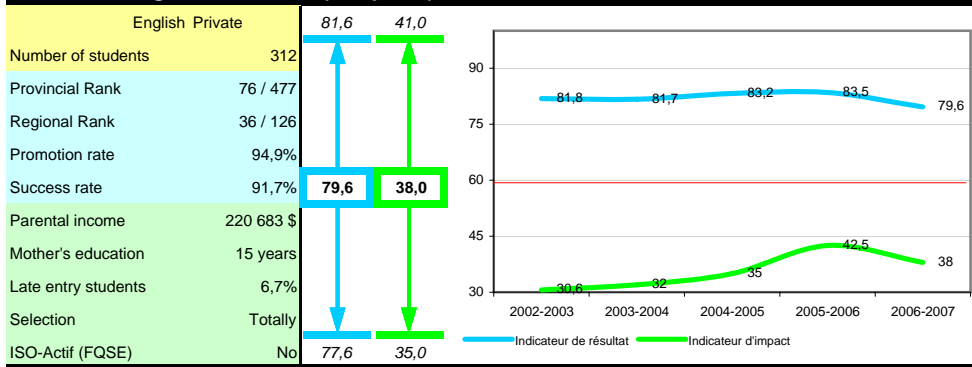
**École Sophie-Barat Montréal**



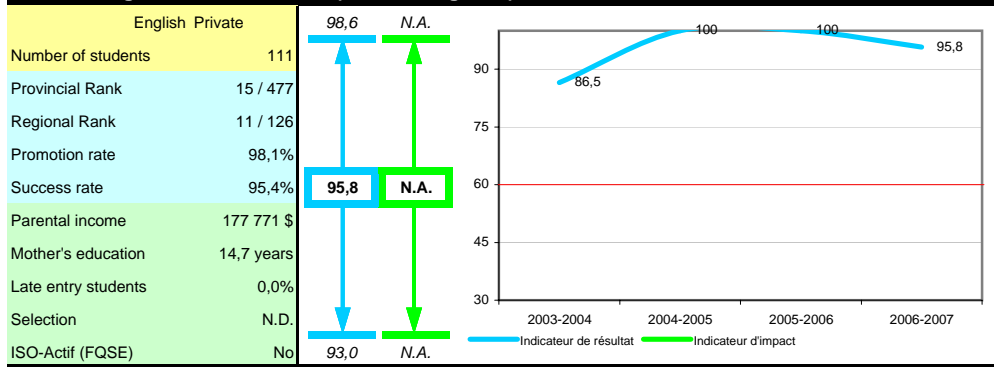
**Herzliah High School Saint-Laurent Montréal**

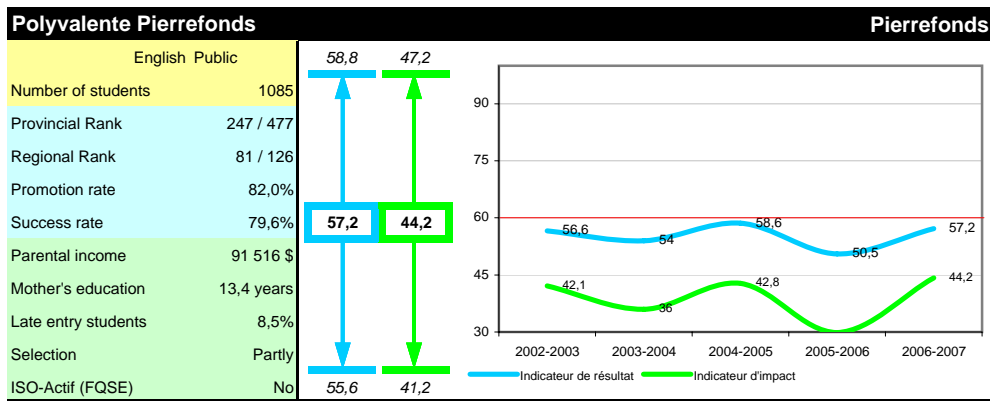
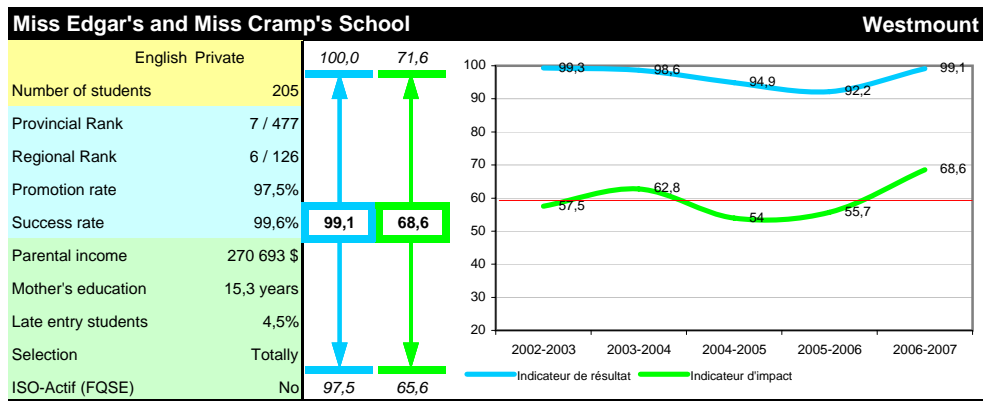
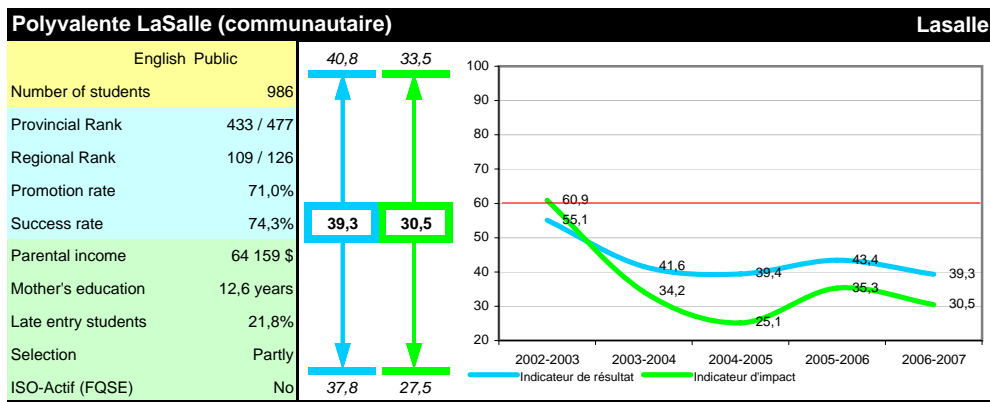
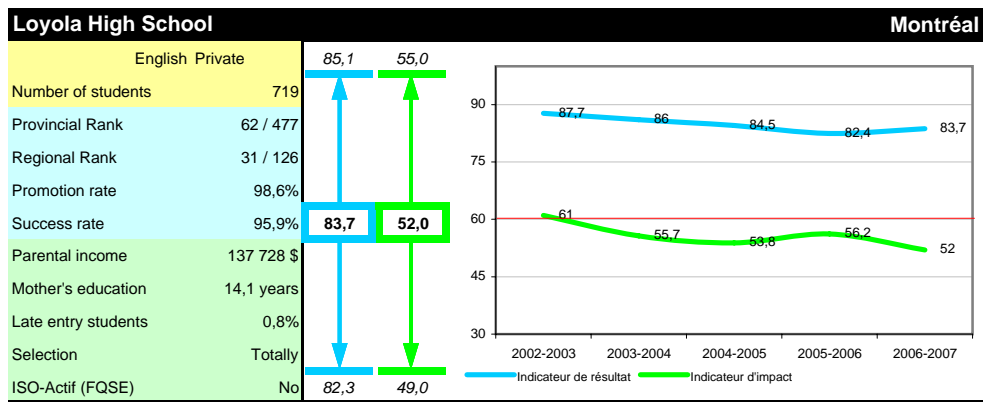
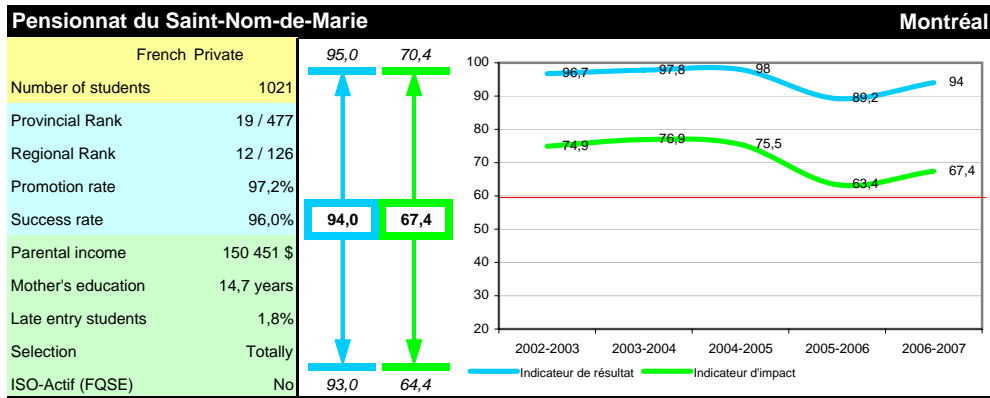
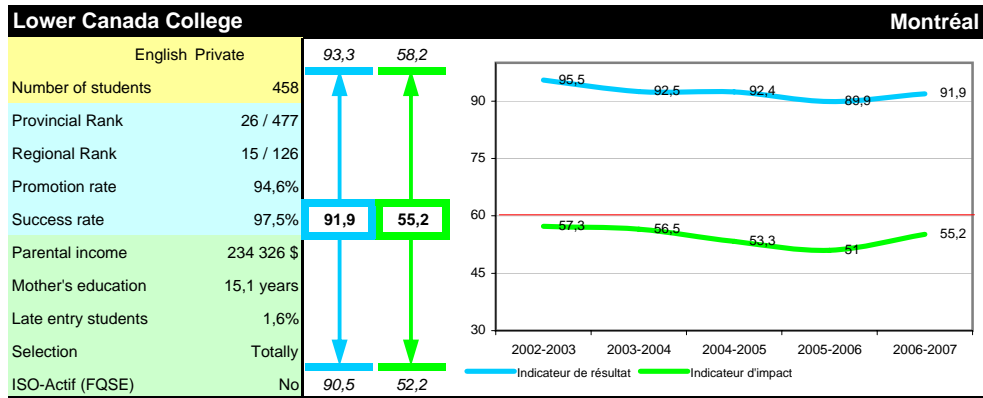


**École St-Georges de Montréal (campus 1) Montréal**



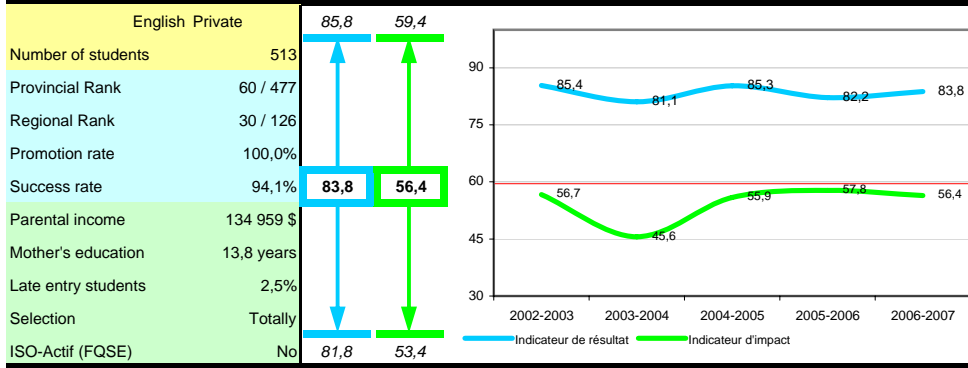
**Herzliah High School Snowdon (section anglaise) Montréal**





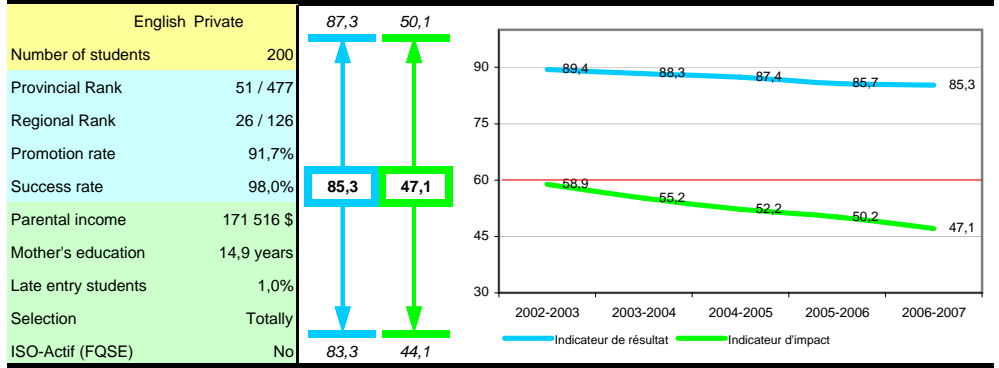
### Queen of Angels Academy

Dorval



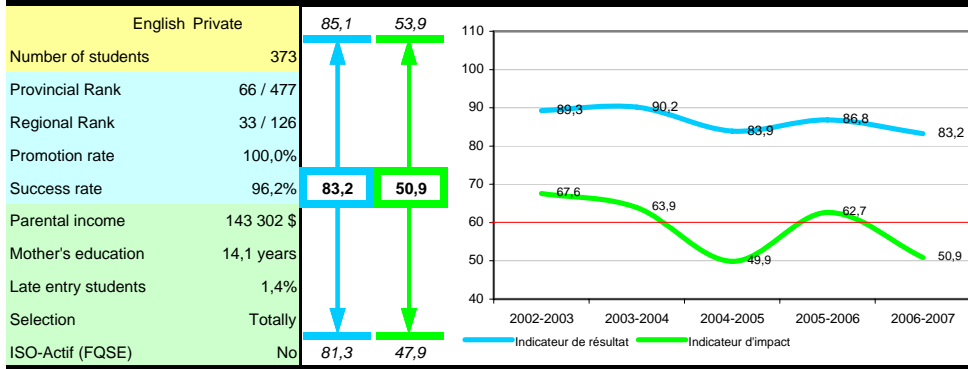
### Trafalgar School for Girls

Montréal



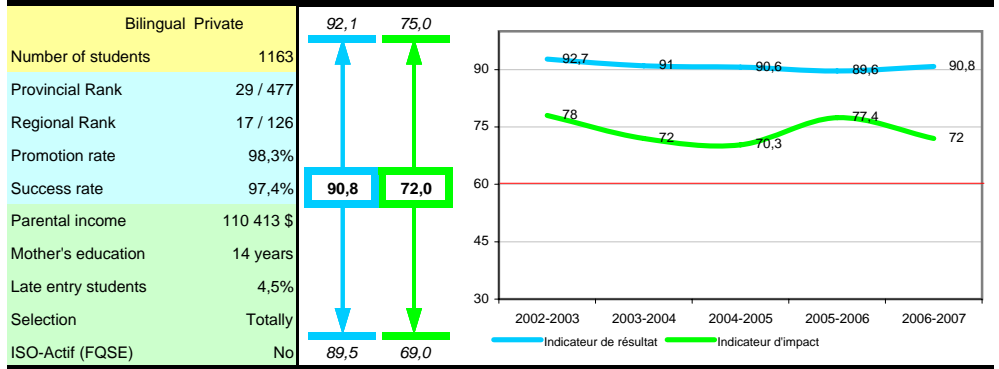
### Sacred Heart School of Montreal

Montréal



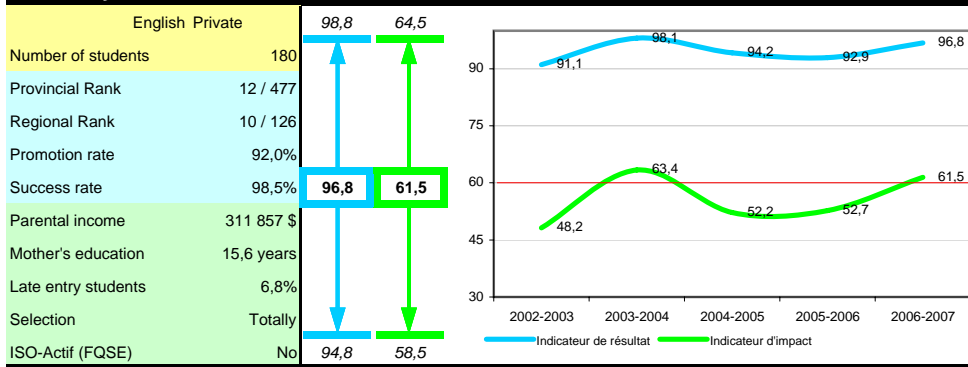
### Villa Maria

Montréal



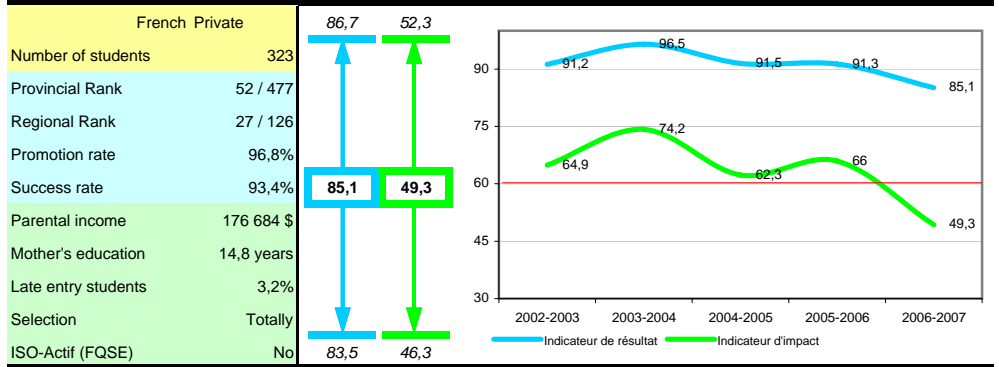
### The Study

Westmount

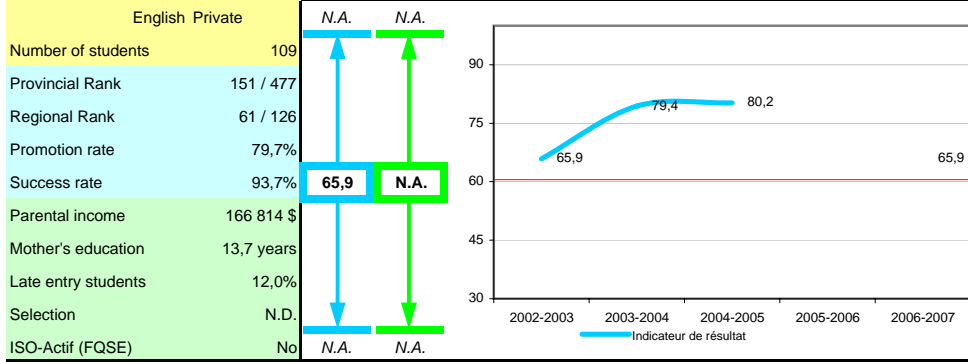


### Villa Sainte-Marcelline

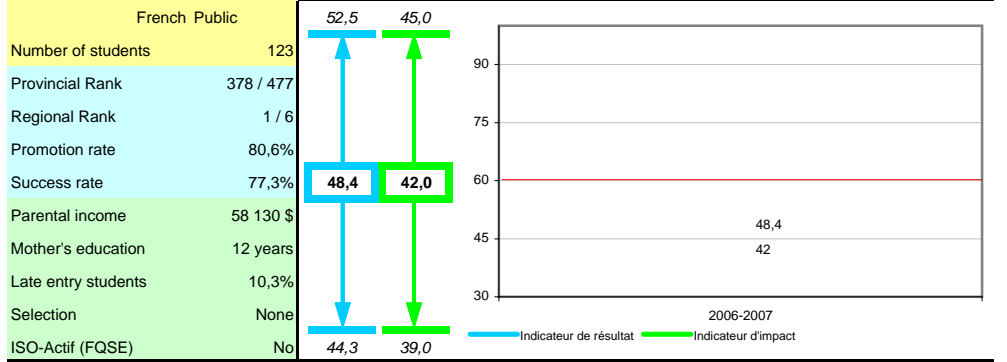
Westmount



### Yeshiva Gedola Merkaz Hatorah (section anglaise) Montréal

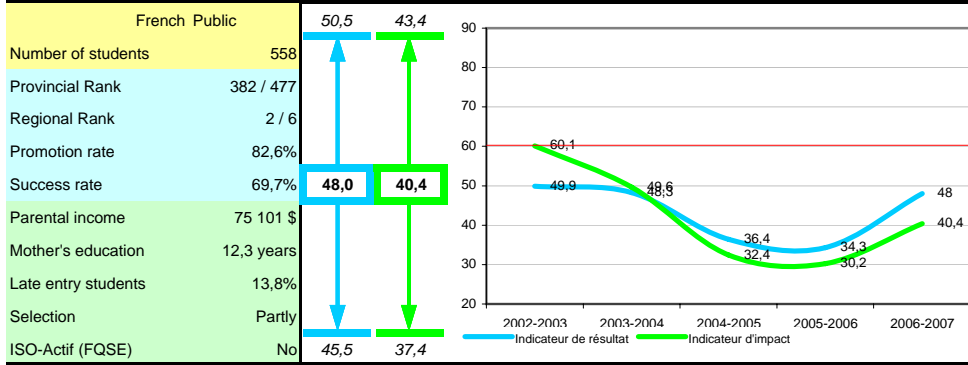


### École Le Filon Chapais

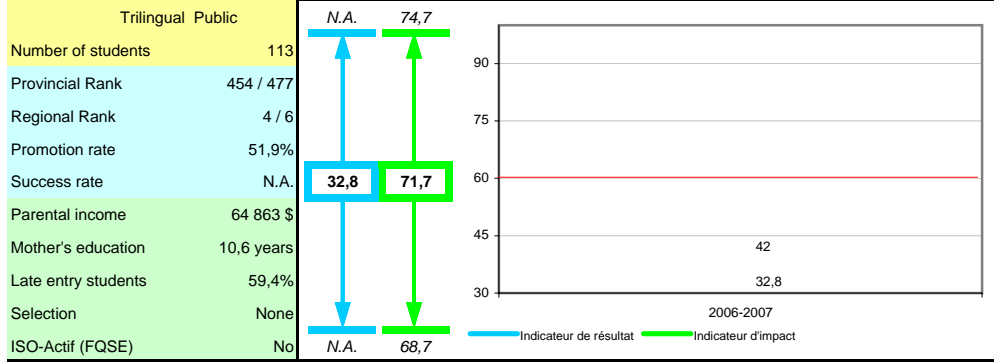


### Nord-du-Québec

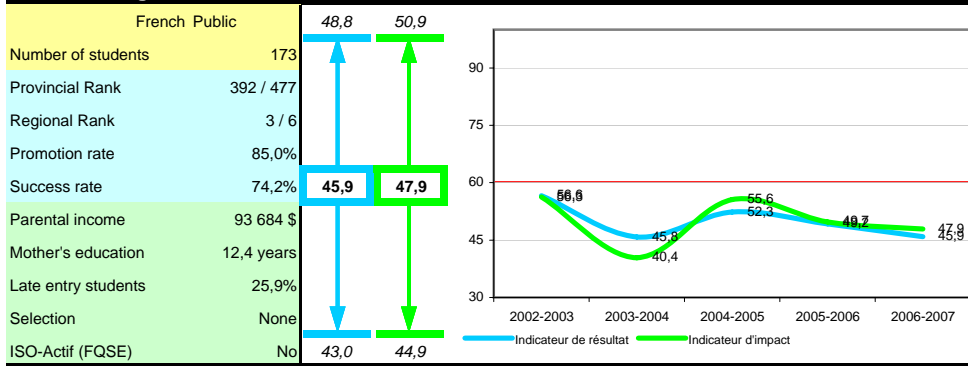
#### École La Porte-du-Nord Chibougamau



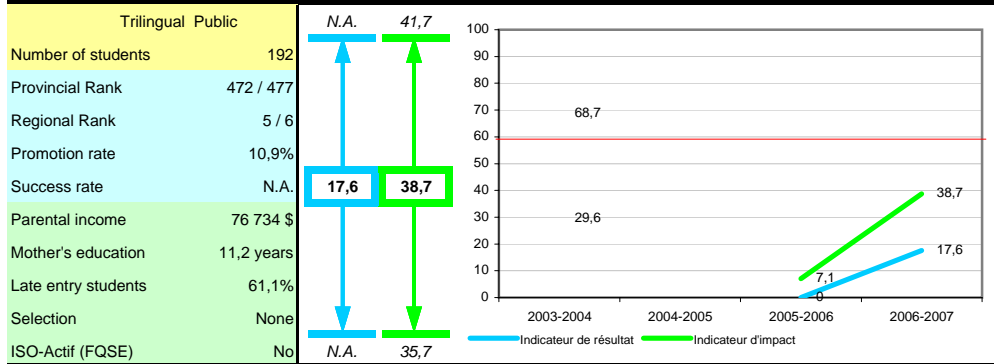
#### École Maquatua Wemindji

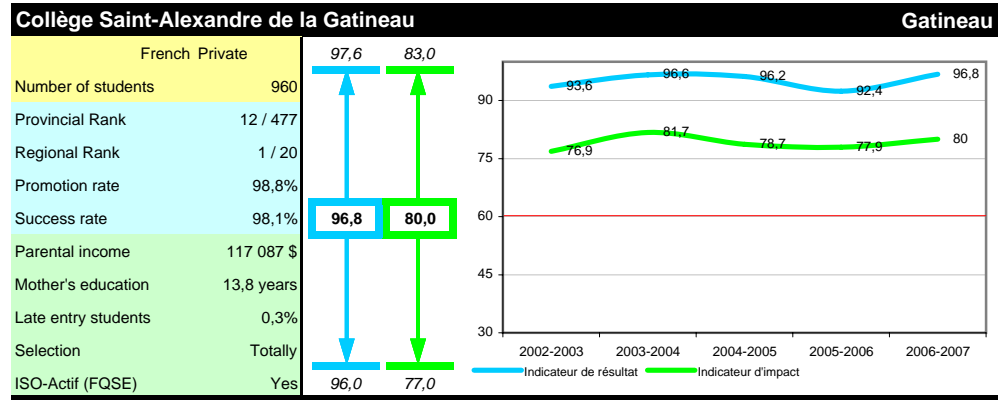
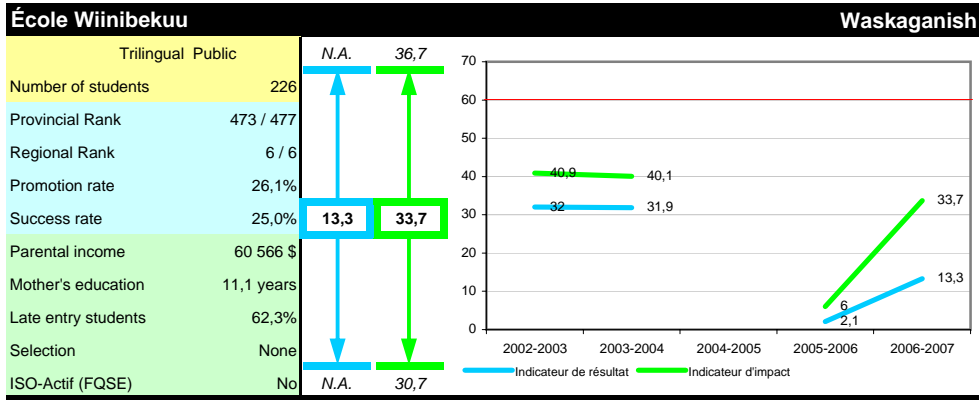


#### École La Taïga Label-sur-Quévillon

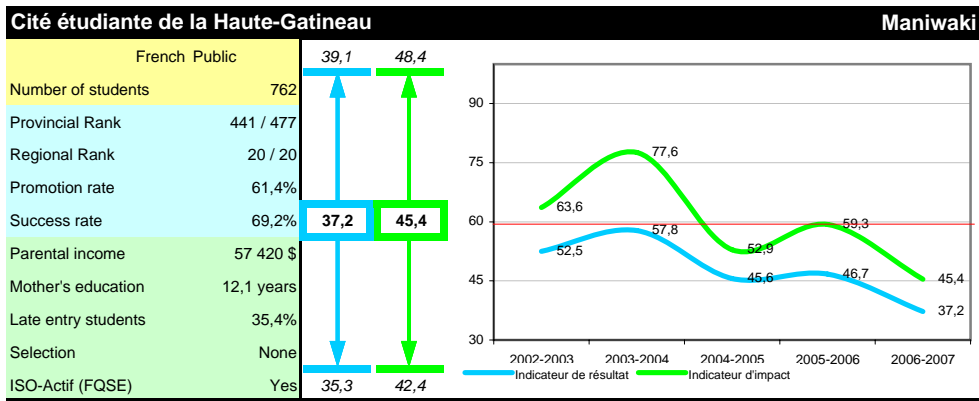


#### École Voyageur Memorial Mistissini

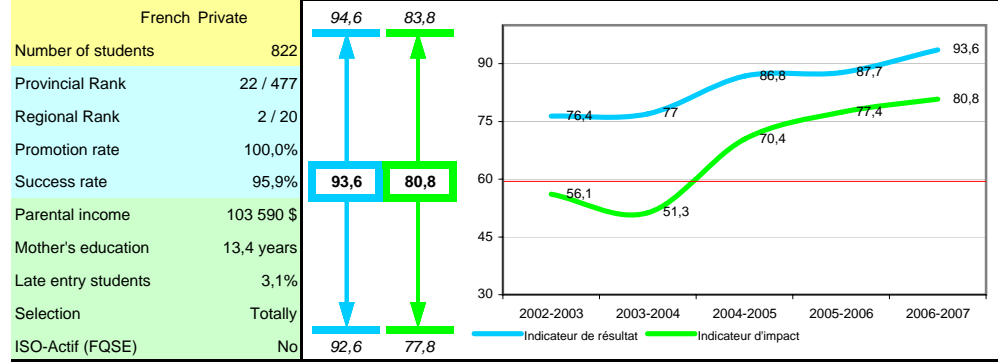




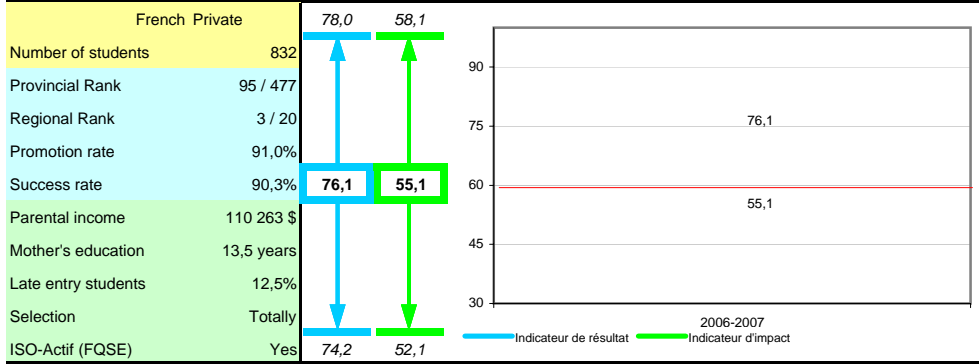
## Outaouais



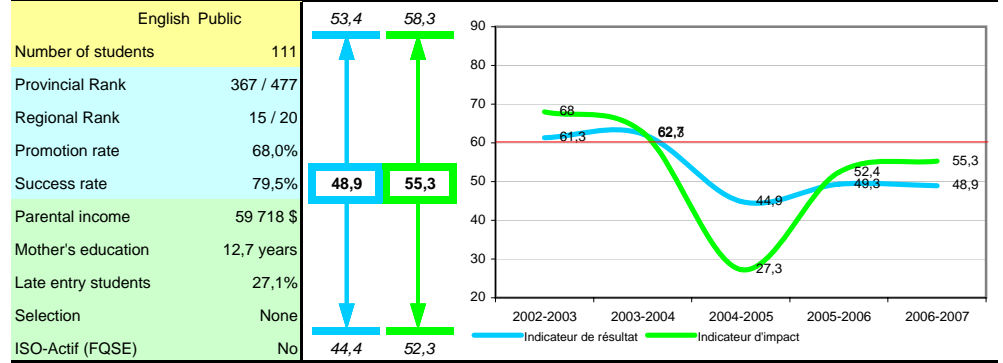
## Collège Saint-Joseph de Hull Gatineau

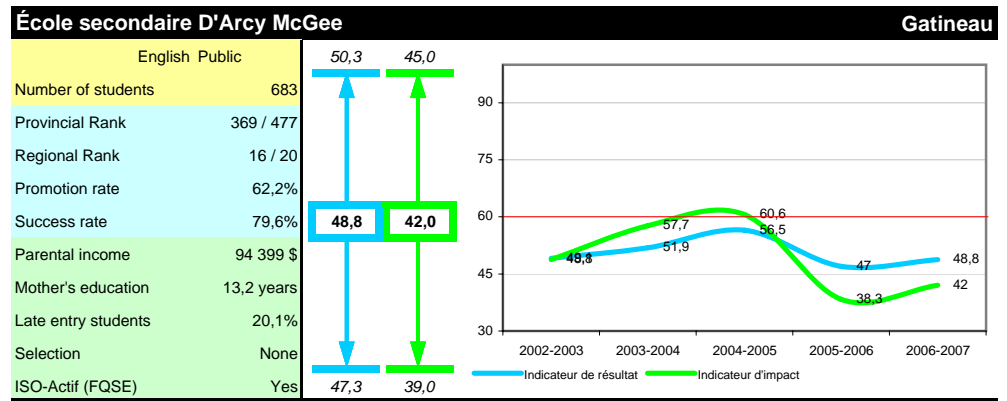
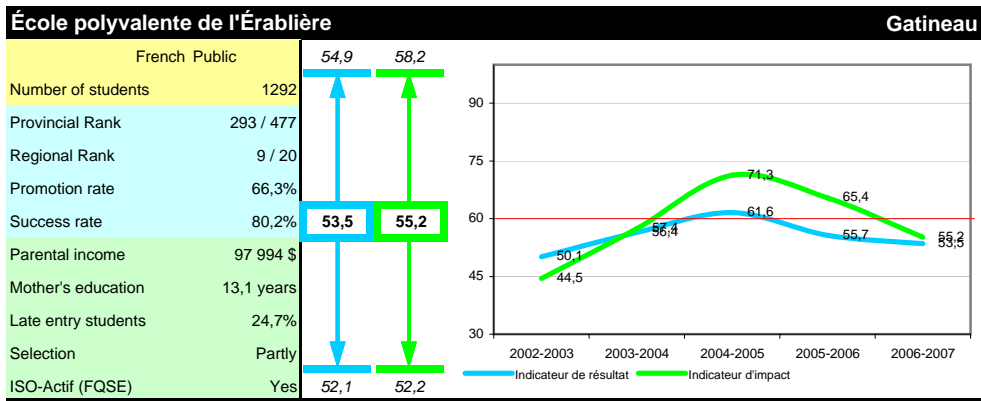
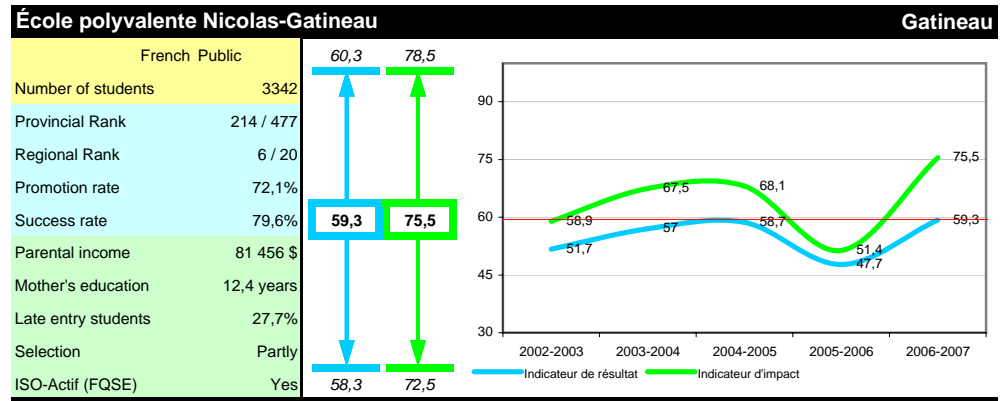
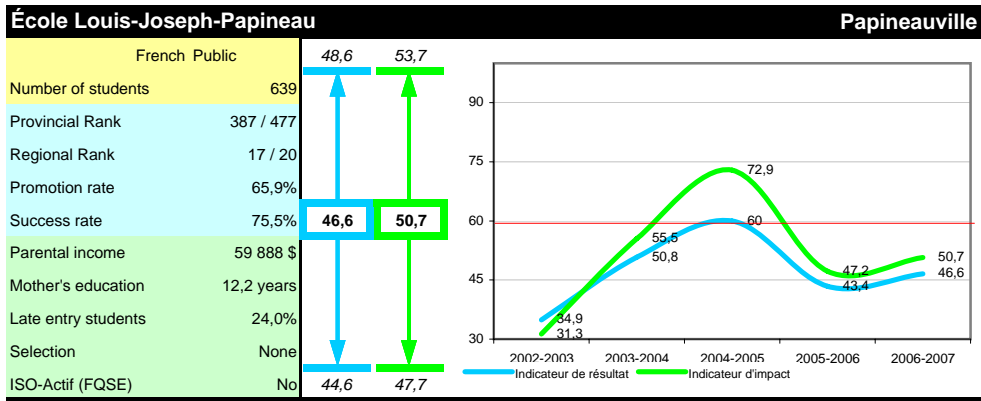
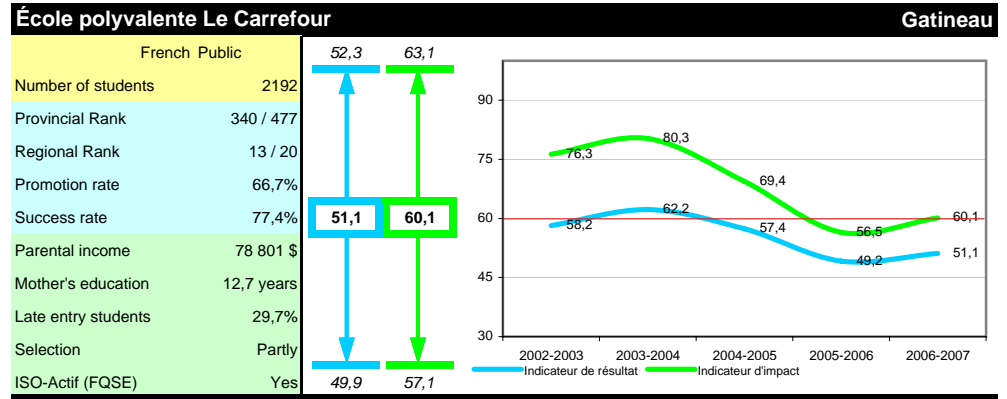
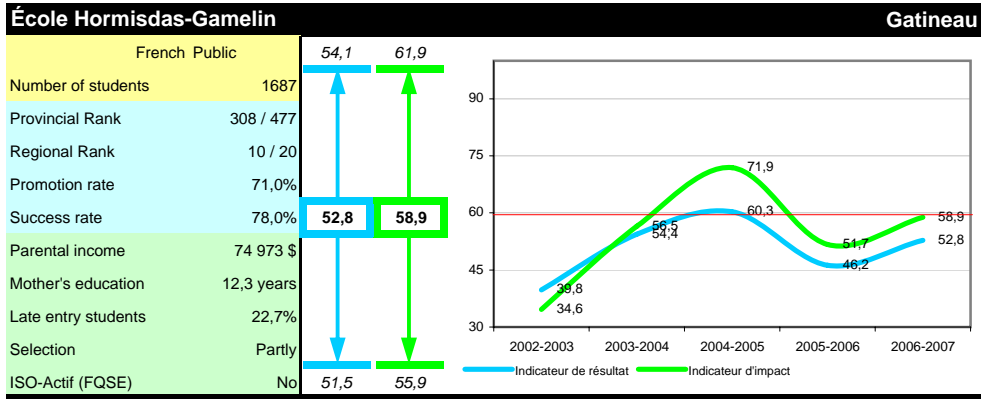


## Collège préuniversitaire Nouvelles Frontières Gatineau

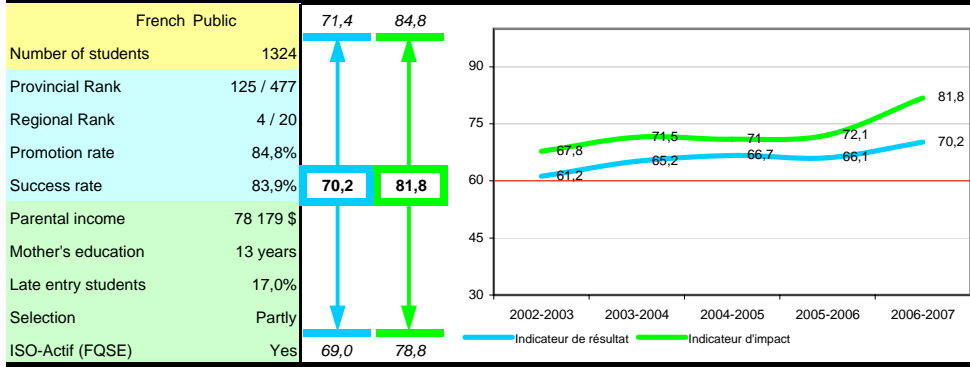


## École Dr. Wilbert Keon L'Isle-aux-Allumettes

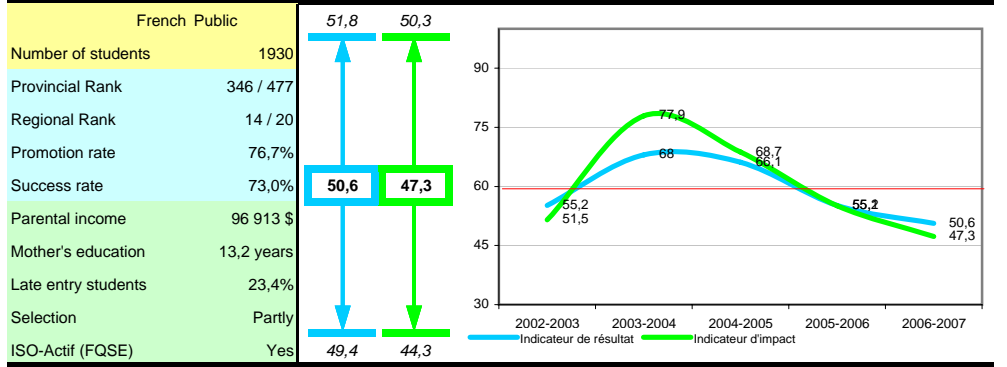




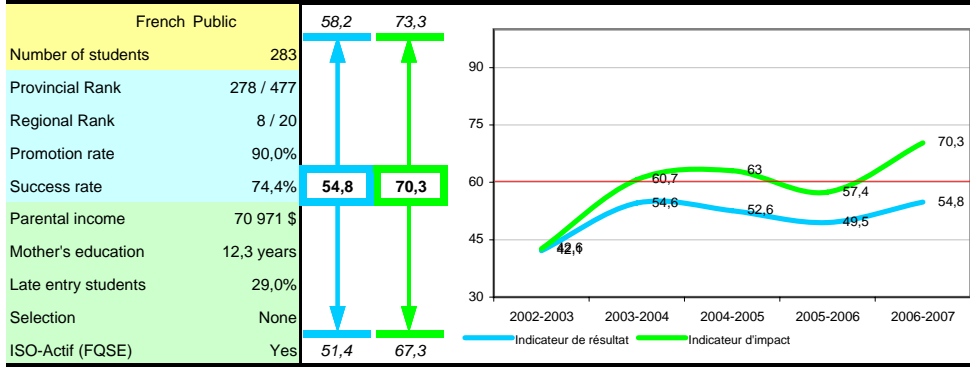
### École secondaire de l'Île Gatineau



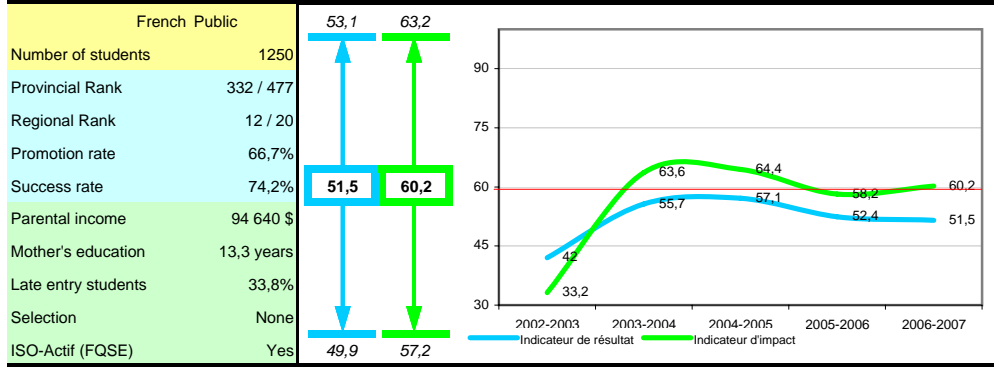
### École secondaire Grande-Rivière Gatineau



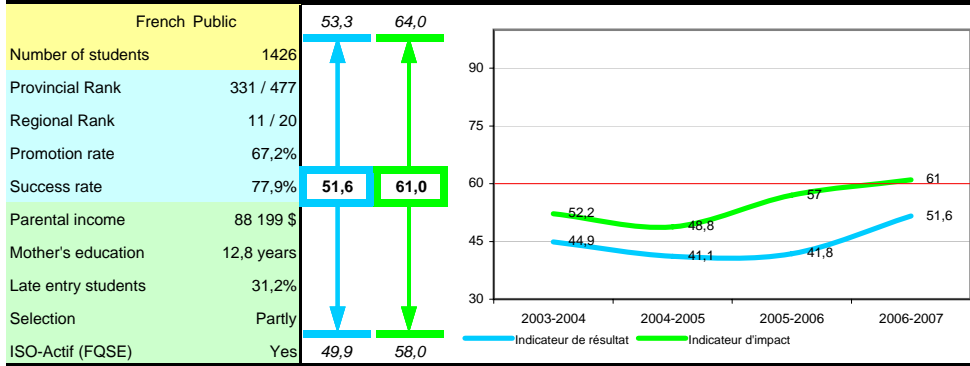
### École secondaire des Lacs La Pêche



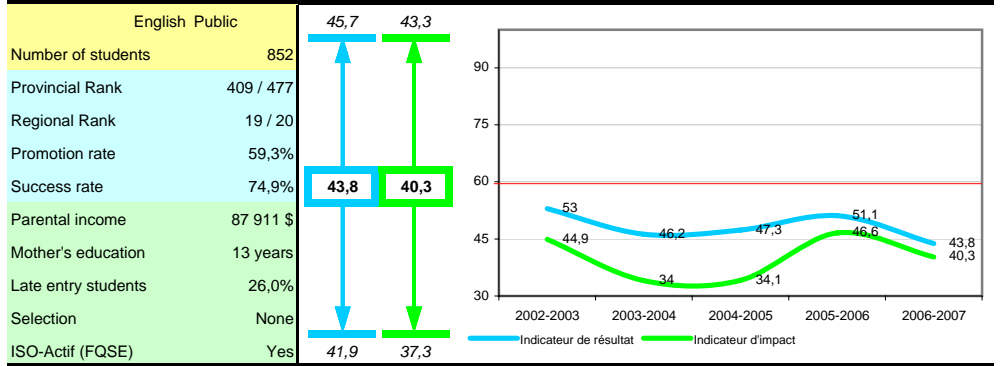
### École secondaire Mont-Bleu Gatineau



### École secondaire du Versant Gatineau

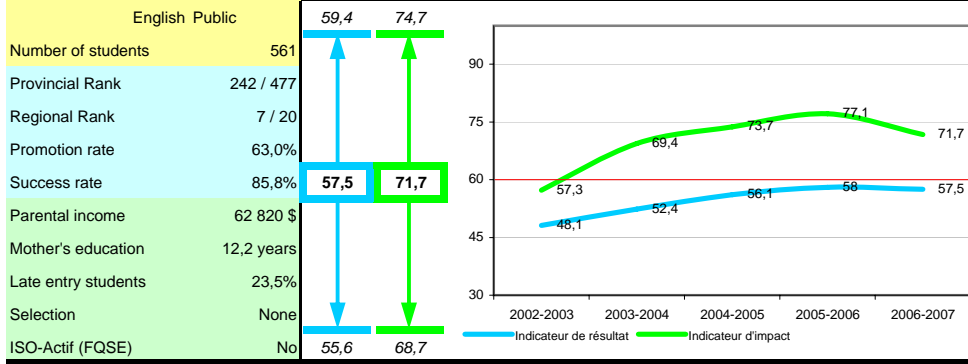


### École secondaire Philemon Wright Gatineau



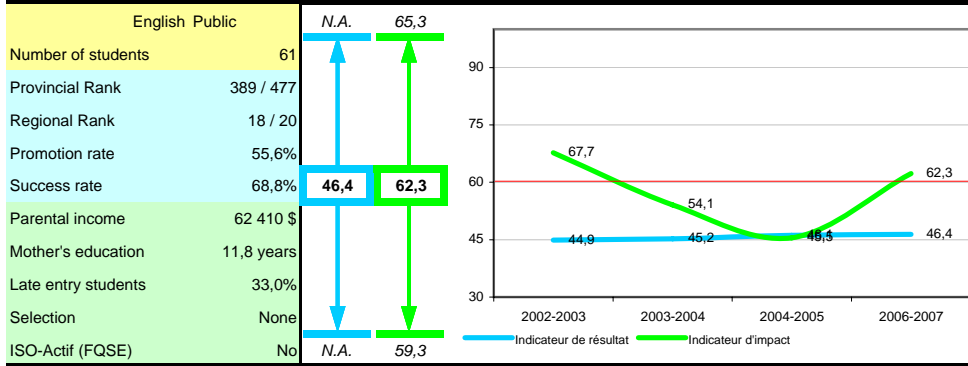
### École secondaire Pontiac

Shawville



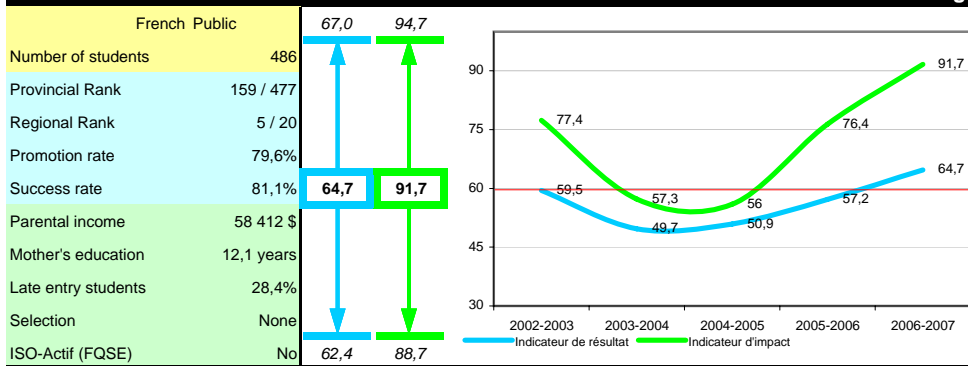
### École secondaire Saint-Michael

Low



### École secondaire Sieur-de-Coulonge

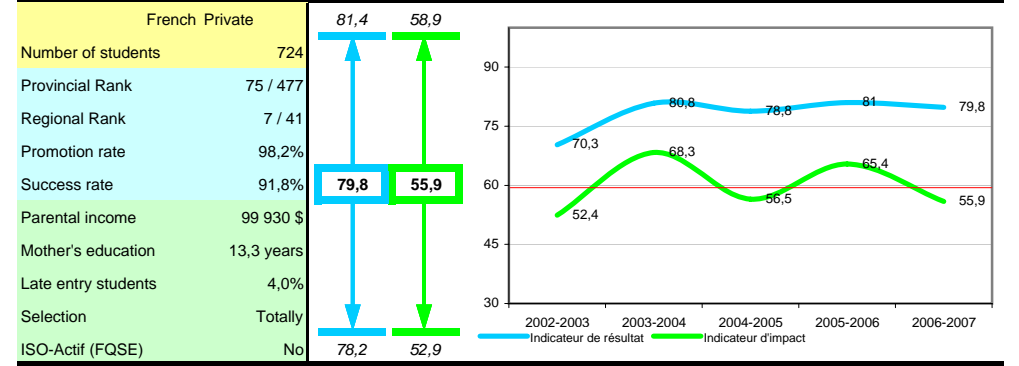
Fort-Coulonge



### Québec-Capitale-Nationale

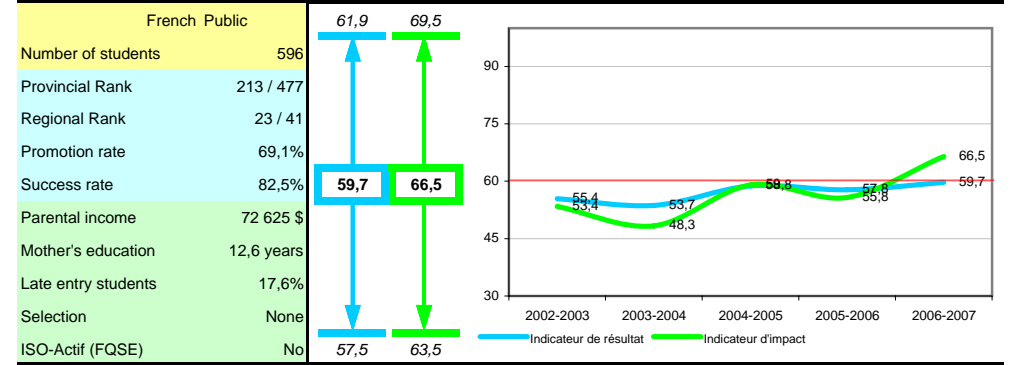
#### Académie St-Louis (Québec)

Québec



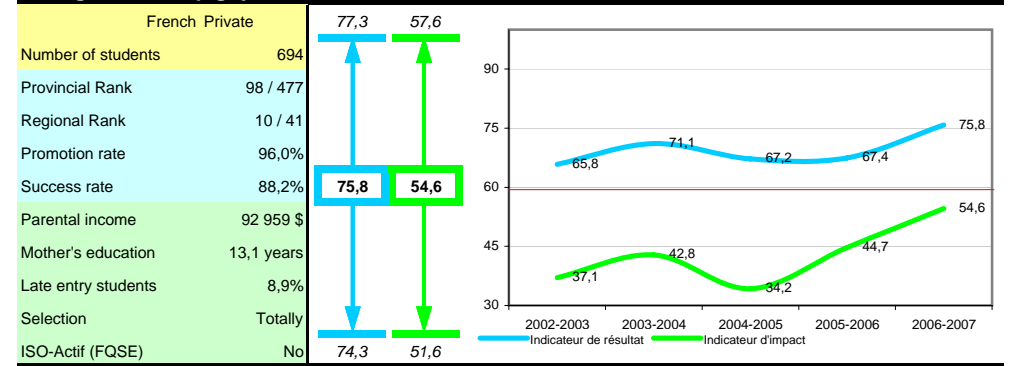
#### Centre éducatif Saint-Aubin

Baie-Saint-Paul

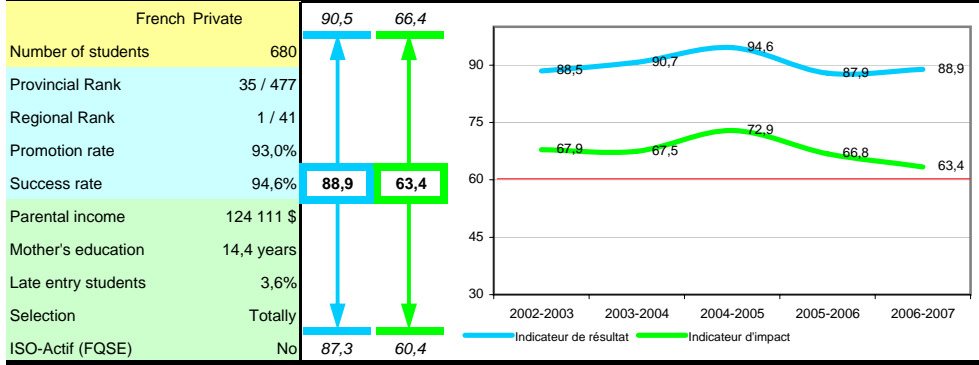


#### Collège de Champigny

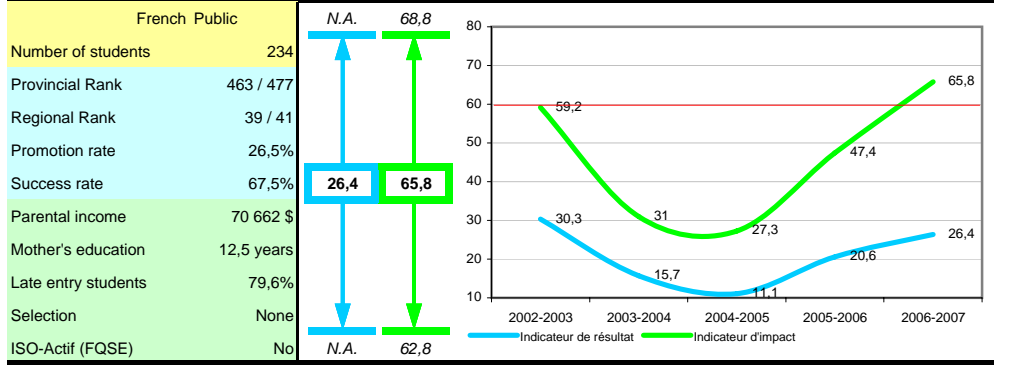
Québec



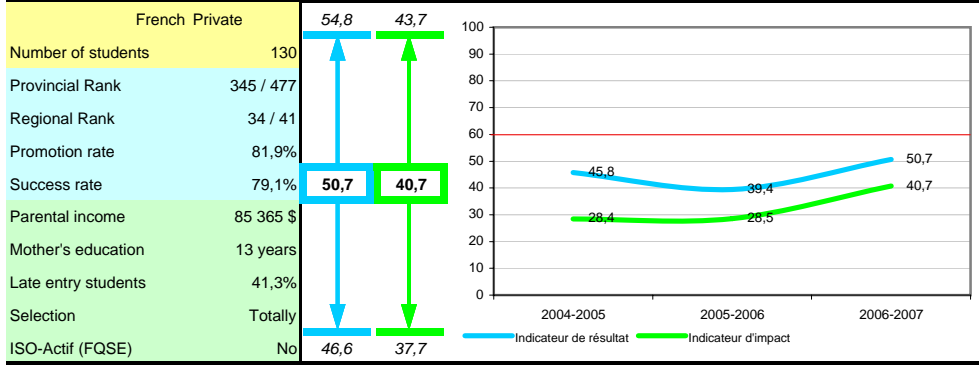
**Collège Jésus-Marie de Sillery Québec**



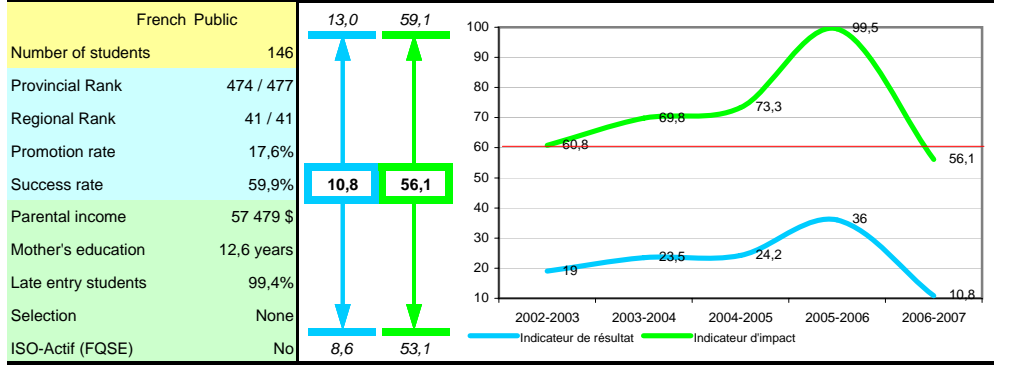
**École alternative Le Relais Donnacona**



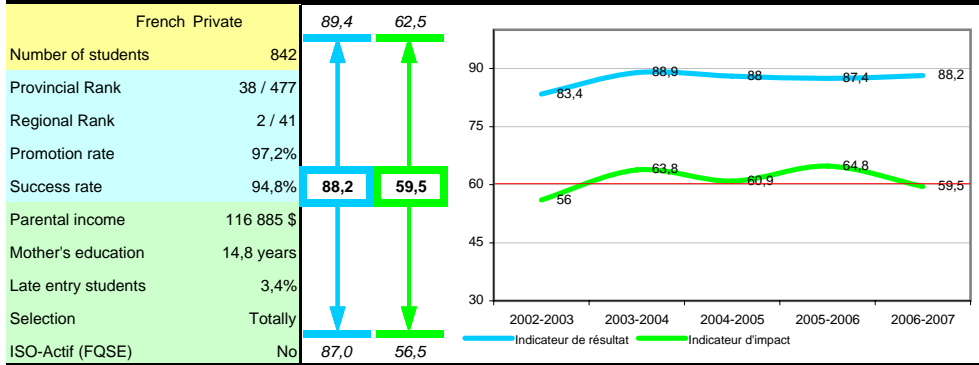
**Collège Saint-Alphonse Saint-Tite-des-Caps**



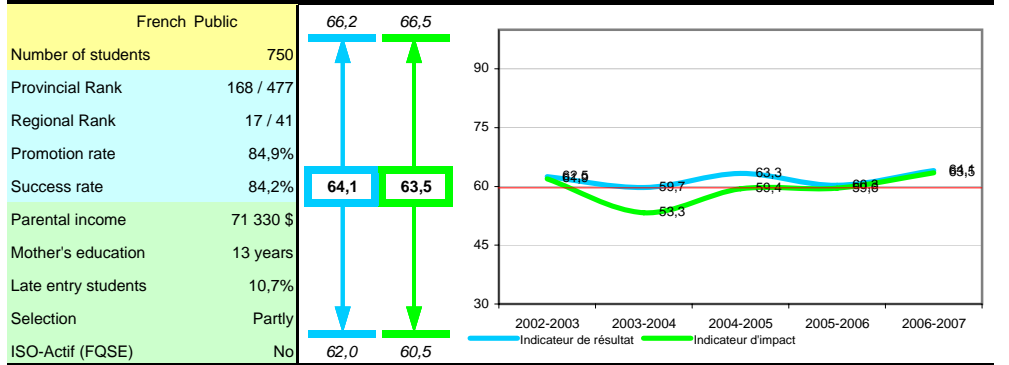
**École Boudreau Québec**

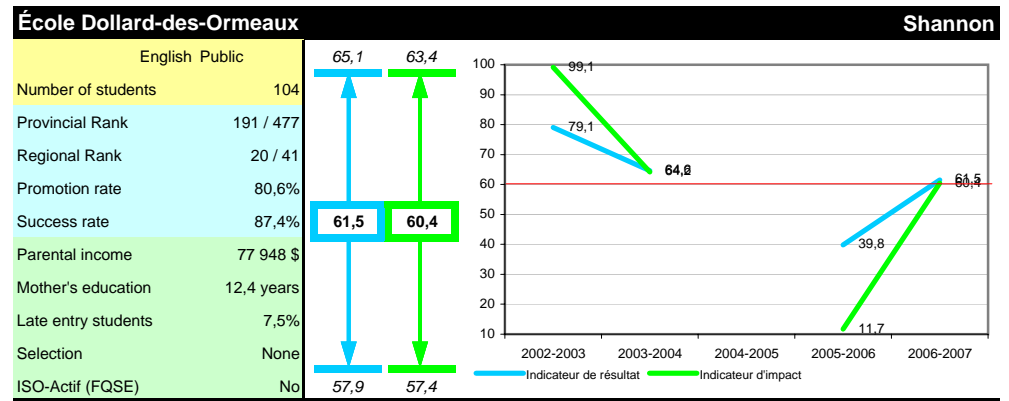
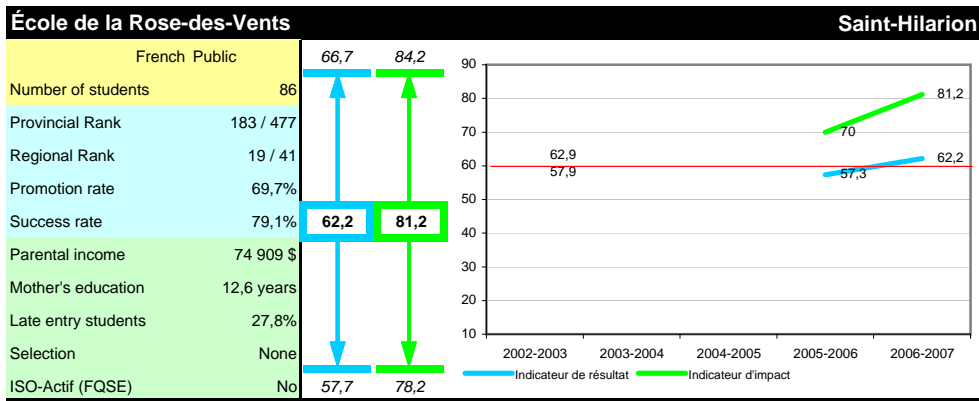
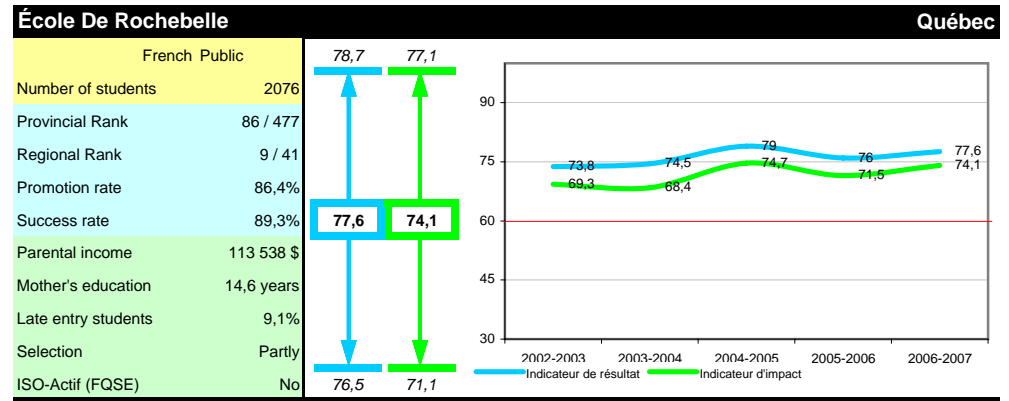
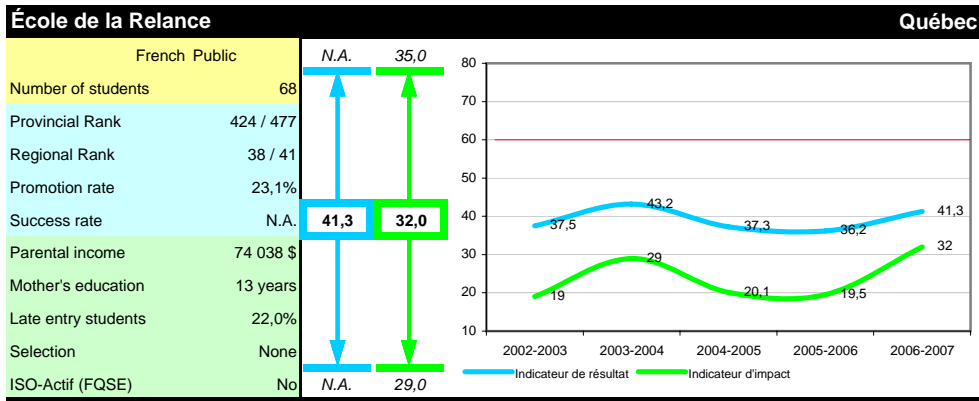
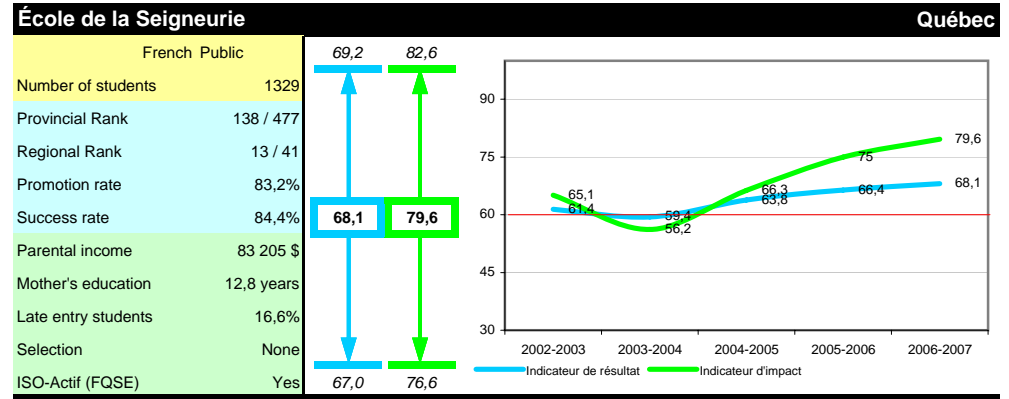
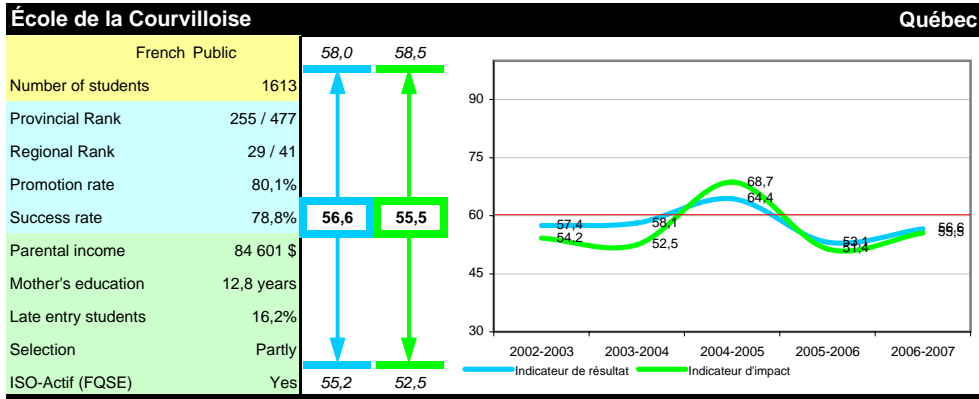


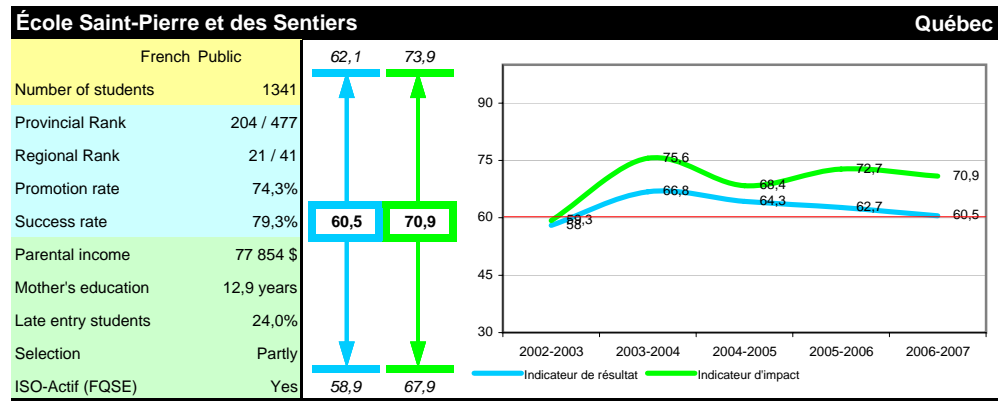
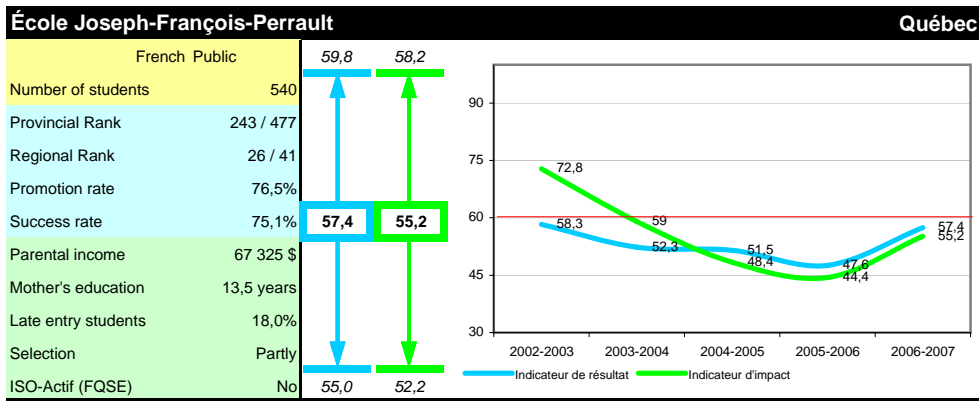
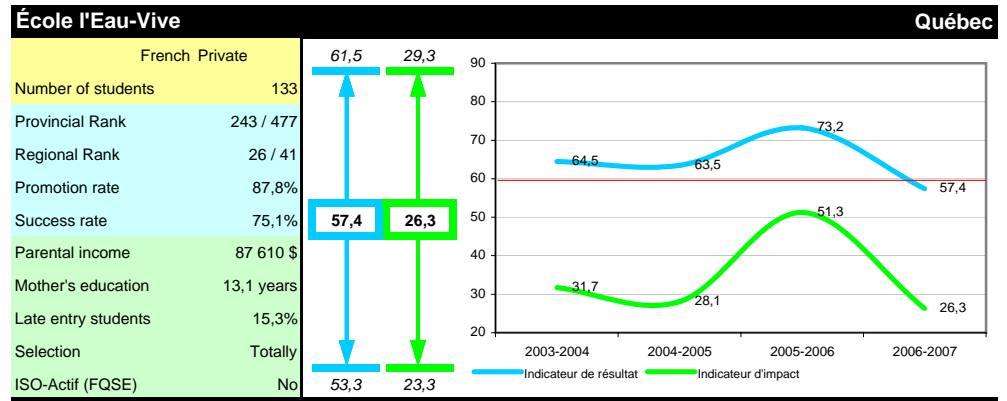
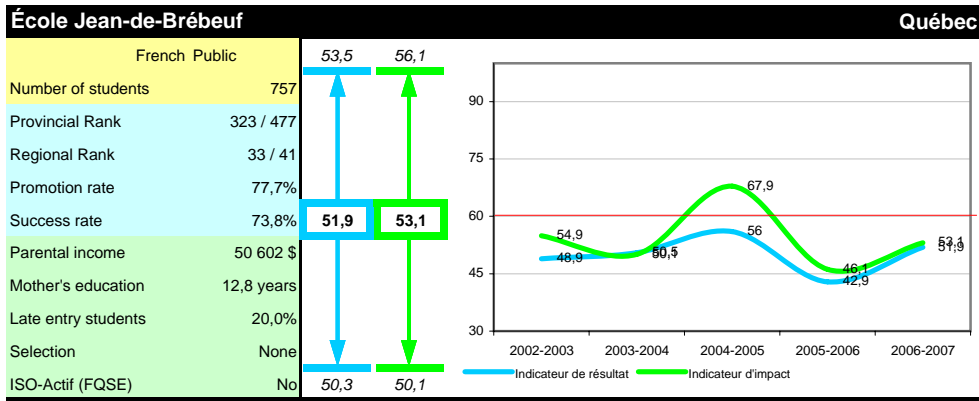
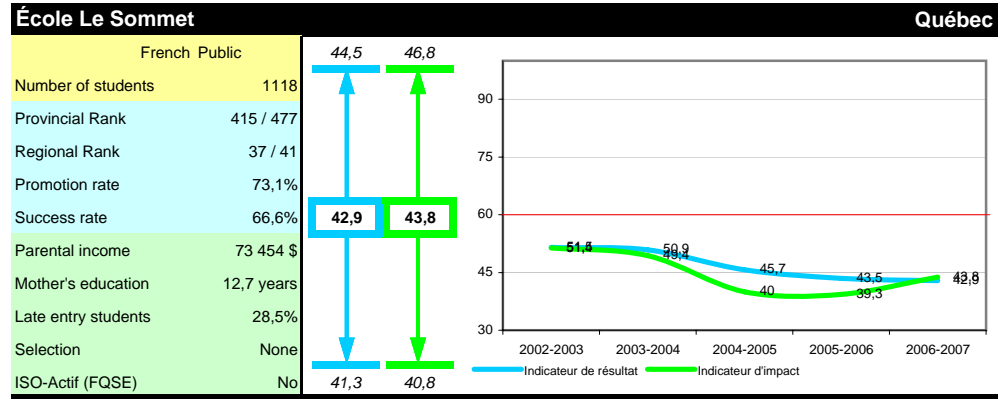
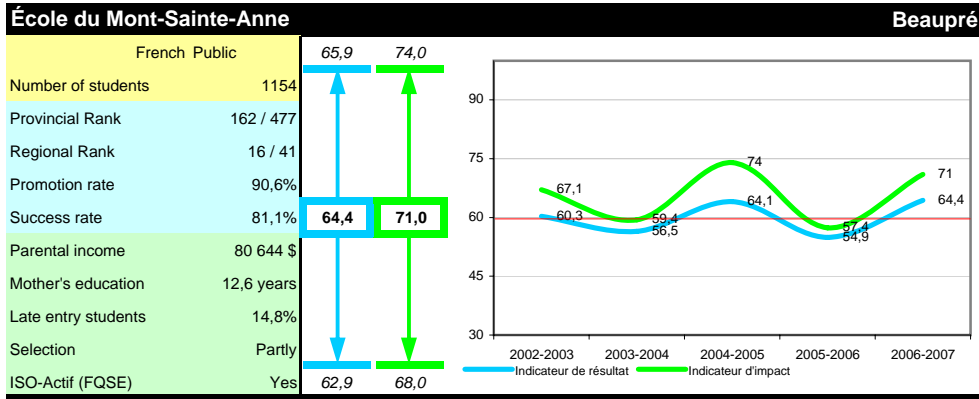
**Collège Saint-Charles-Garnier Québec**



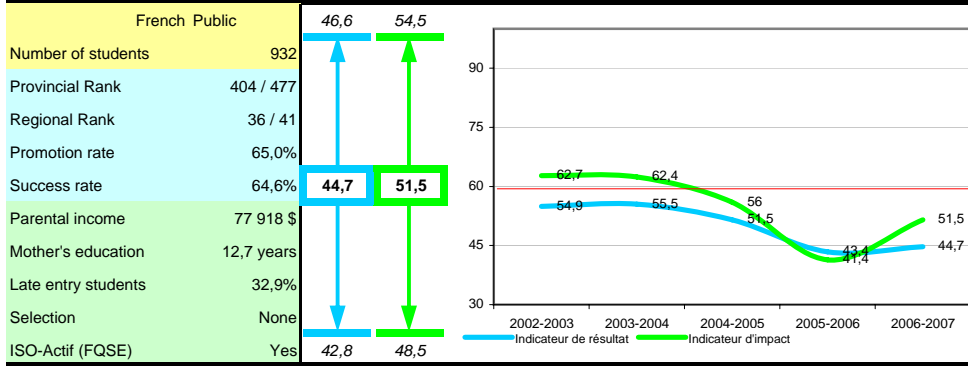
**École Cardinal-Roy Québec**



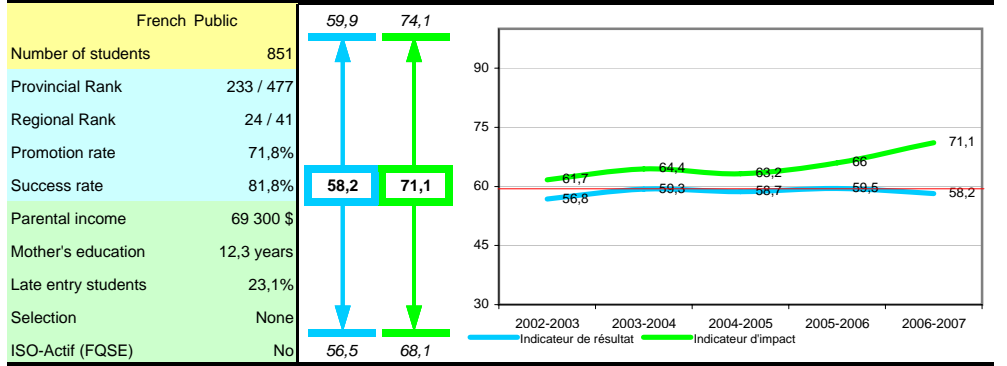




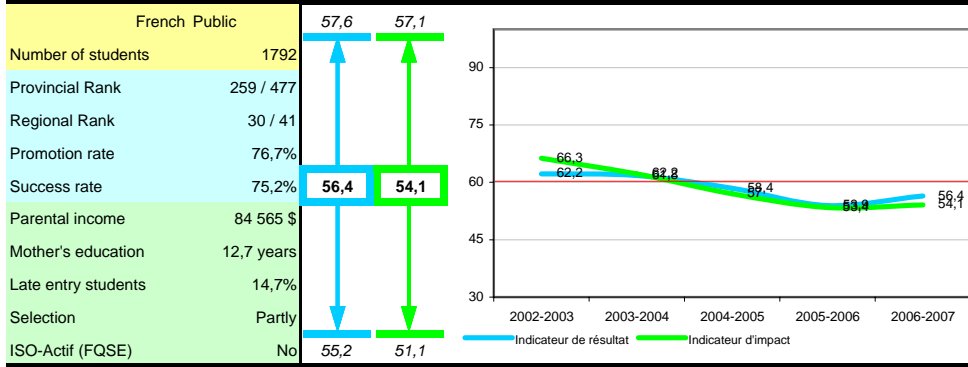
### École Samuel-De Champlain Québec



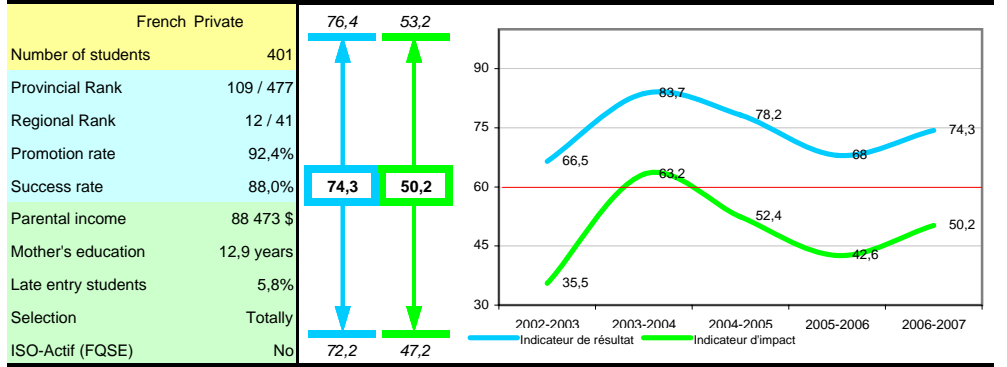
### École secondaire du Plateau La Malbaie



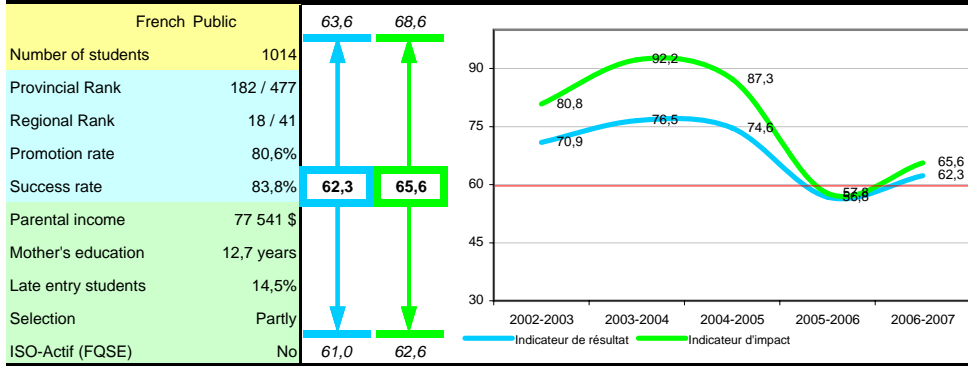
### École secondaire de Neuchâtel Québec



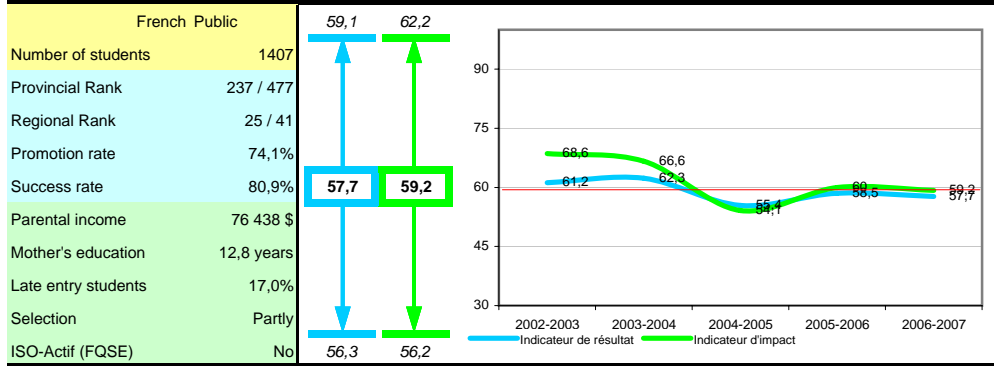
### École secondaire François-Bourrin Québec



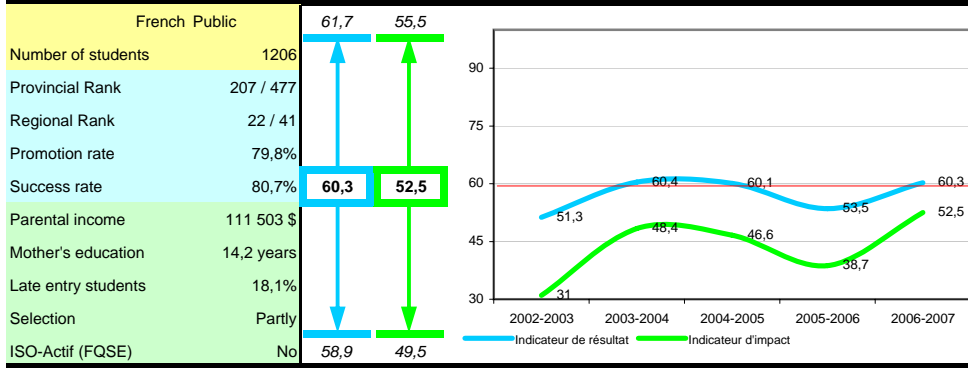
### École secondaire Donnacona Donnacona



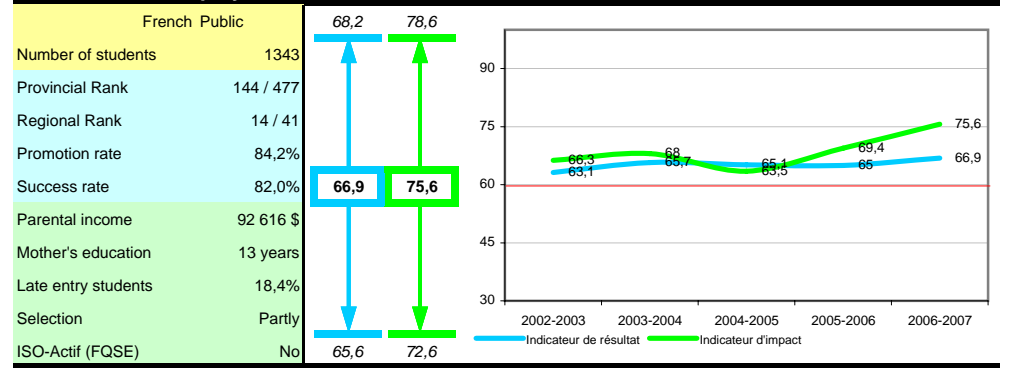
### École secondaire La Camaradière Québec



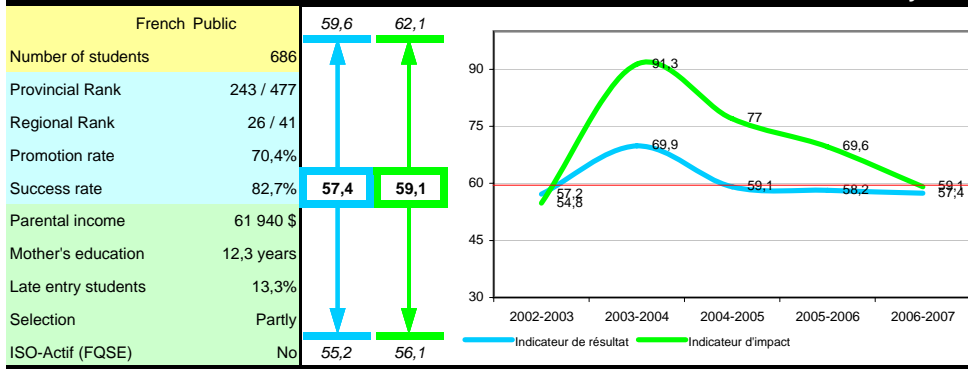
### École secondaire Les Compagnons-de-Cartier Québec



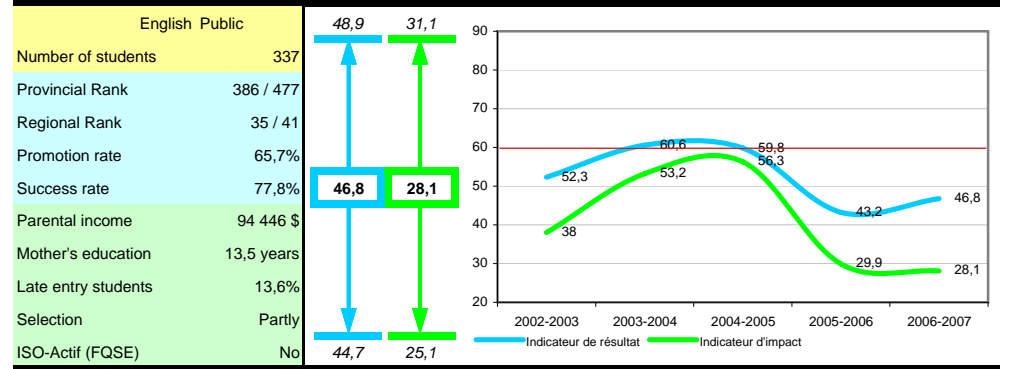
### École secondaire polyvalente de L'Ancienne-Lorette L'Ancienne-Lorette



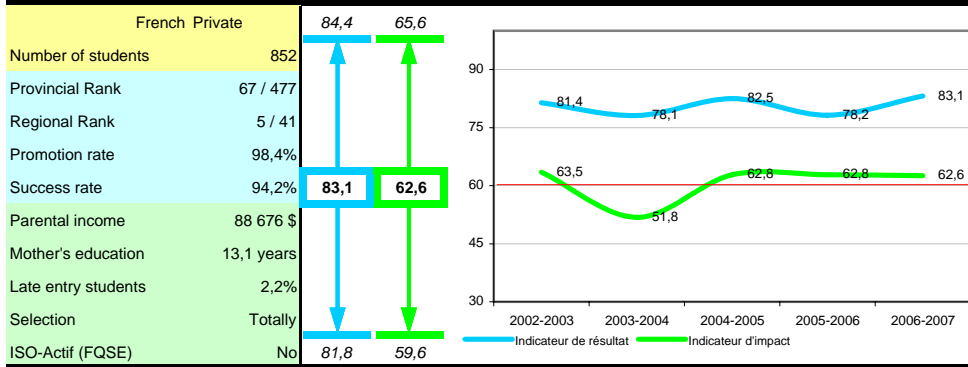
### École secondaire Louis-Jobin Saint-Raymond



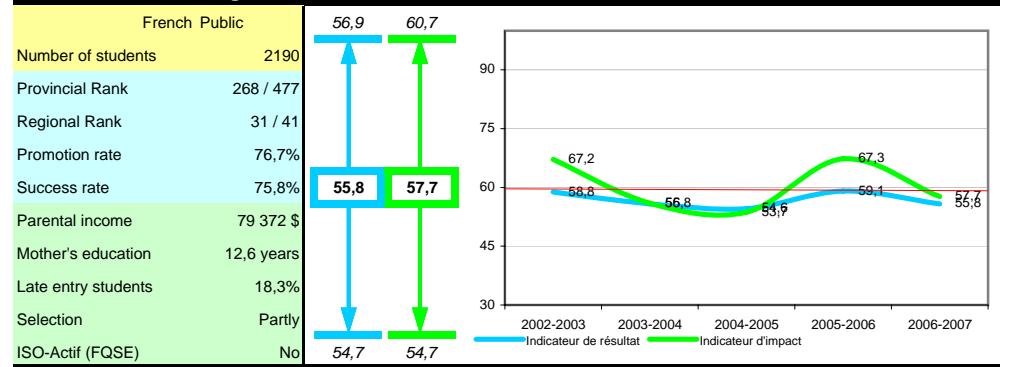
### École secondaire Q.H.S. Québec

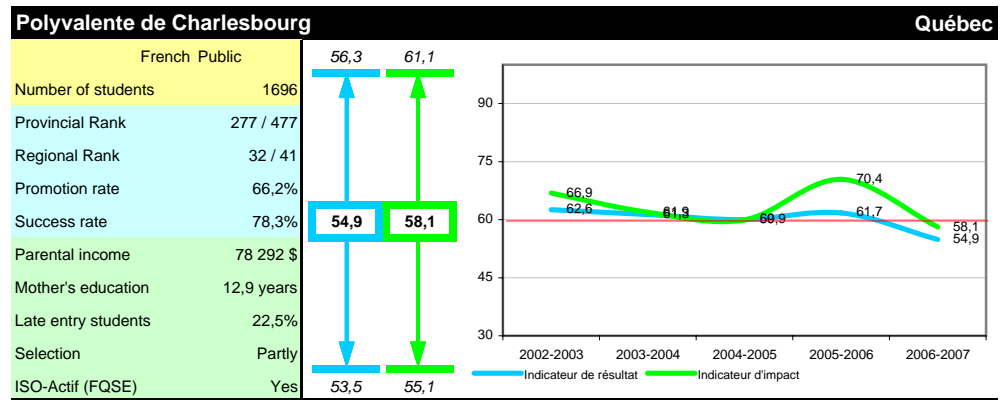
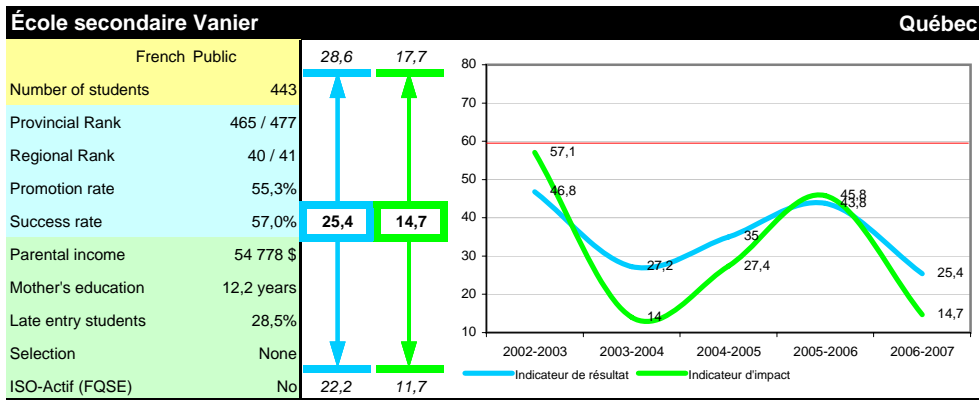
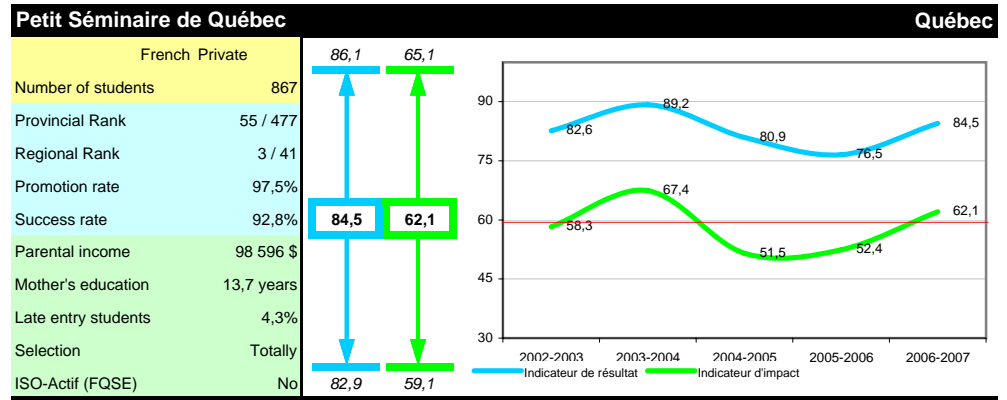
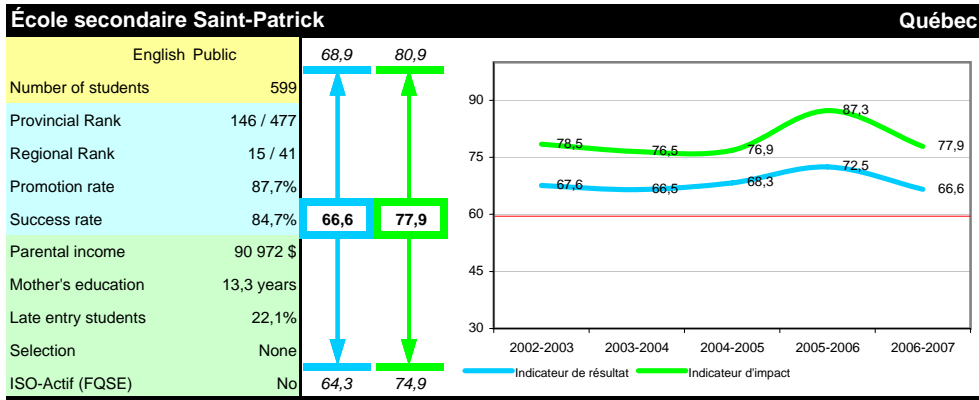
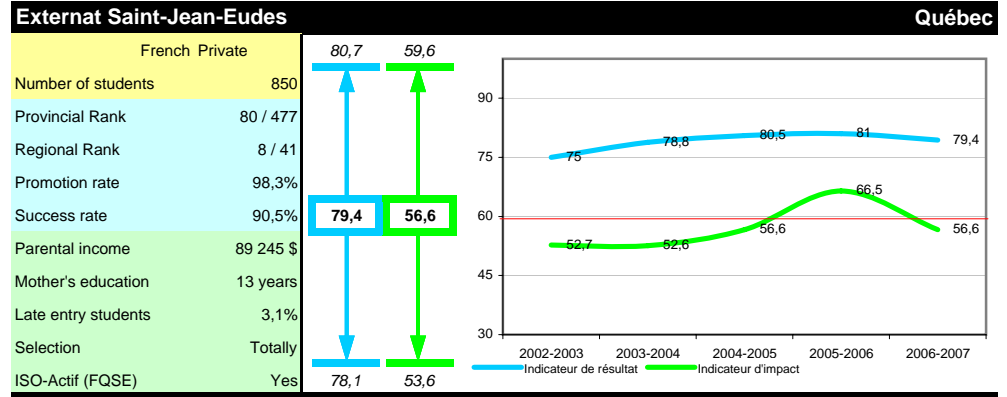
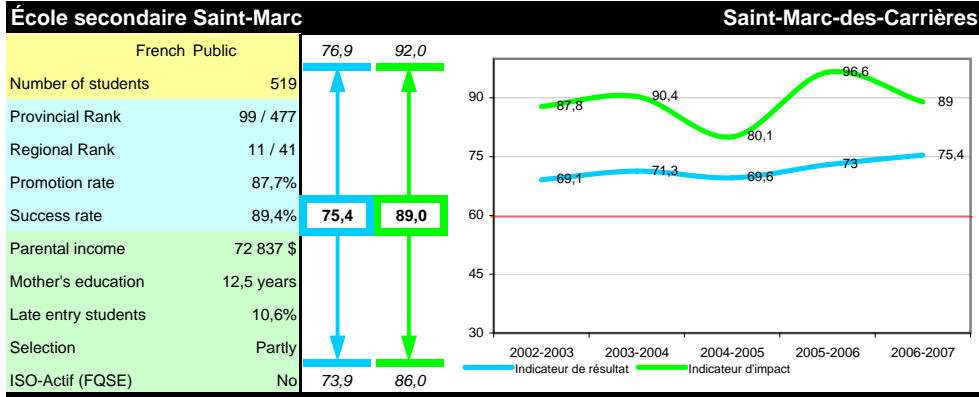


### École secondaire Mont-Saint-Sacrement Saint-Gabriel-de-Valcartier



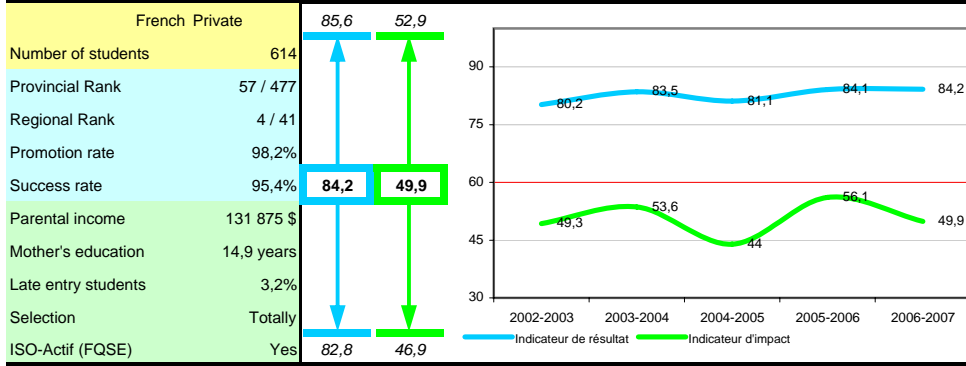
### École secondaire Roger-Comtois Québec





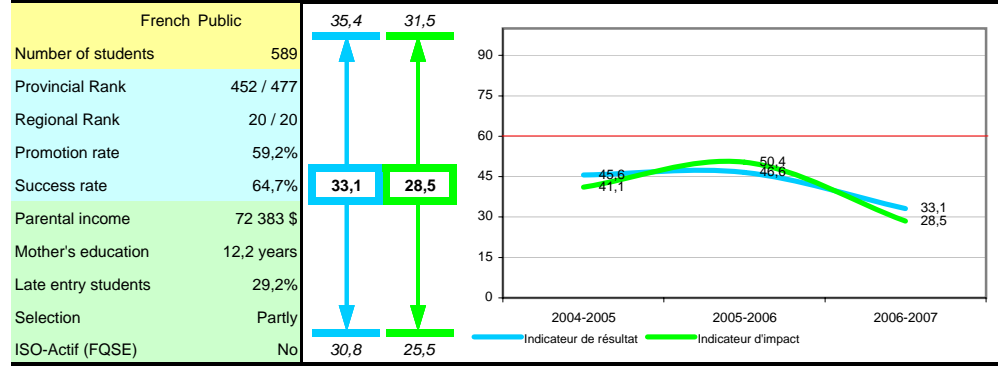
### Séminaire des Pères Maristes

Québec



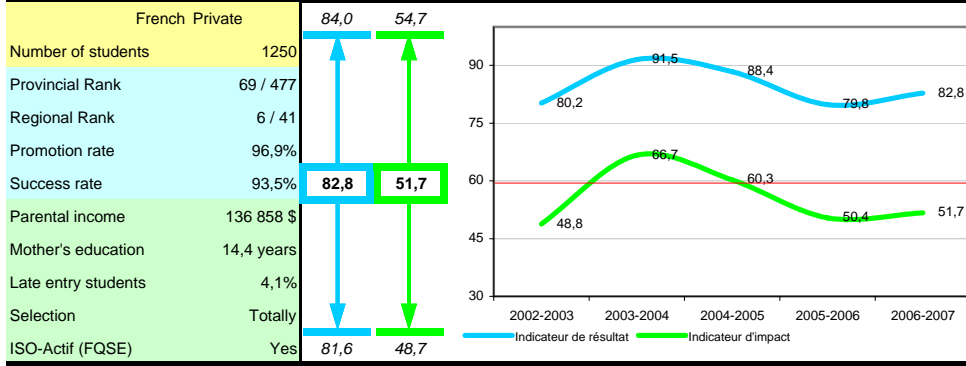
### École Curé-Hébert

Hébertville



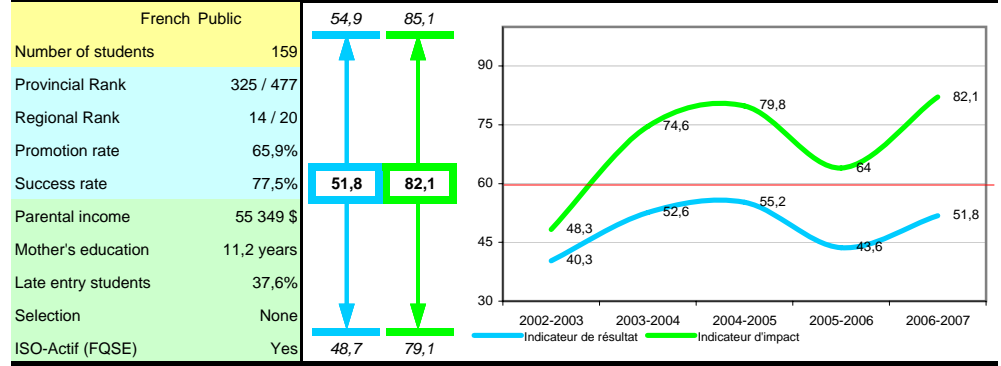
### Séminaire Saint-François

Saint-Augustin-de-Desmaures



### École Fréchette

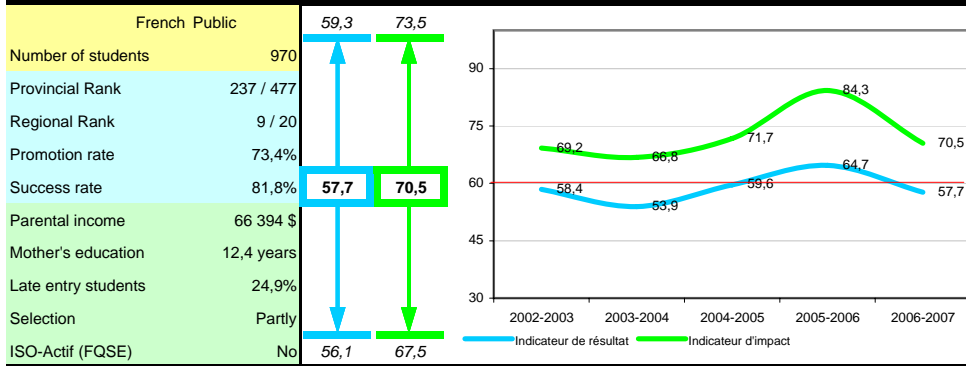
Saguenay



### Saguenay-Lac-Saint-Jean

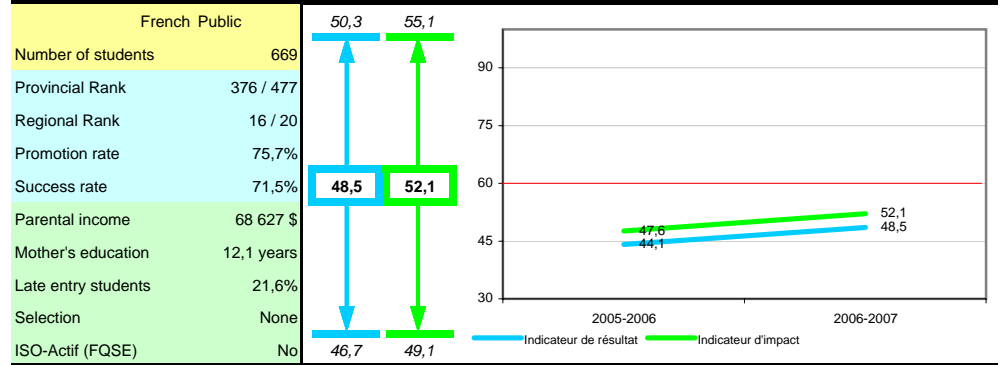
#### École Cité étudiante

Roberval

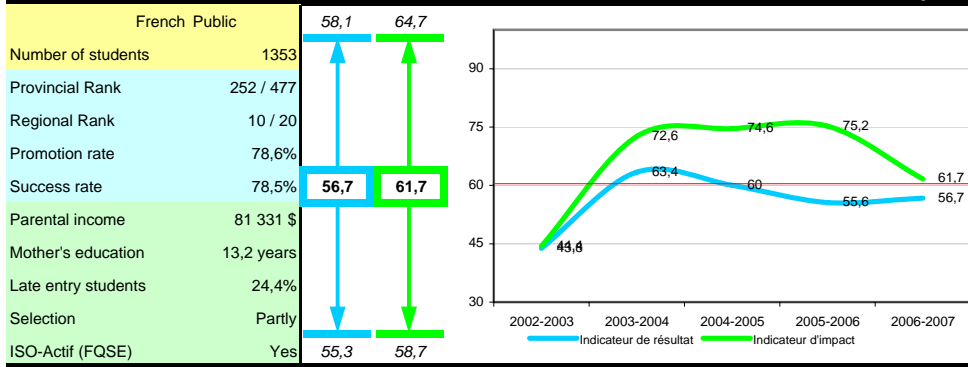


#### École Jean-Gauthier

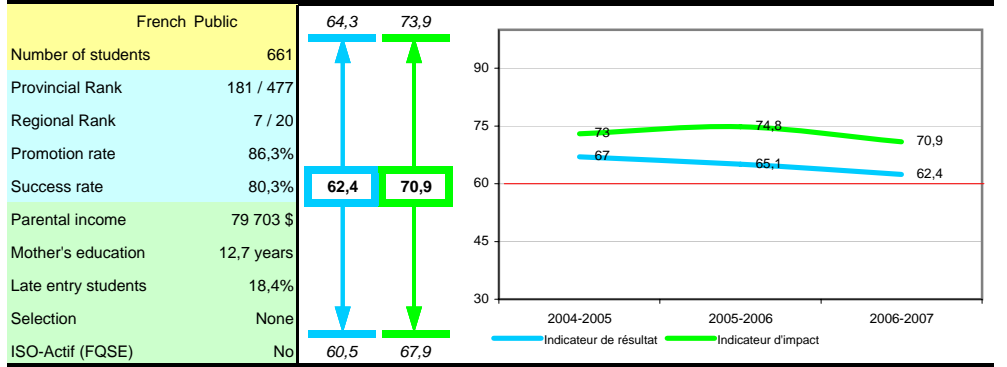
Alma



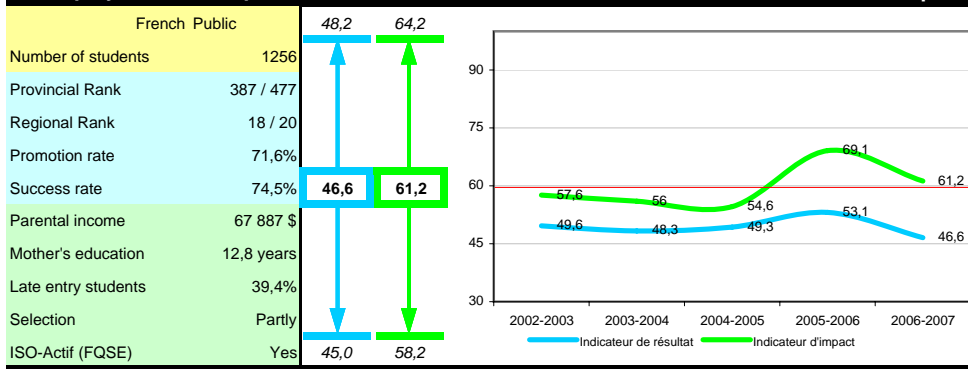
**École polyvalente Arvida Jonquière**



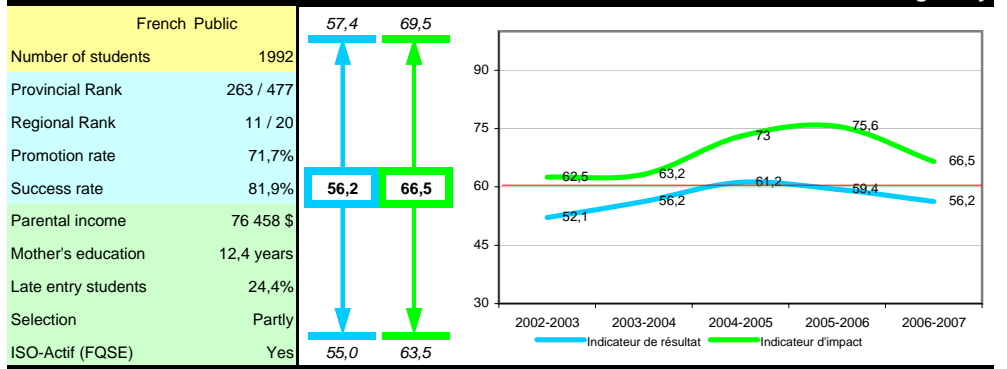
**École secondaire Camille-Lavoie Alma**



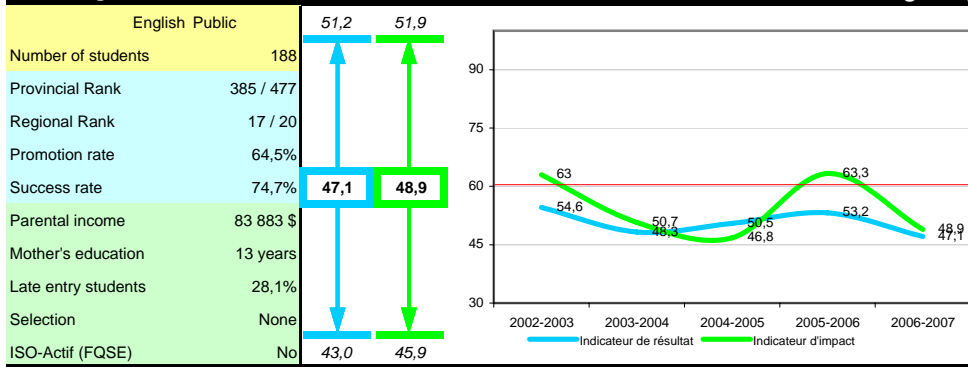
**École polyvalente Jonquière Jonquière**



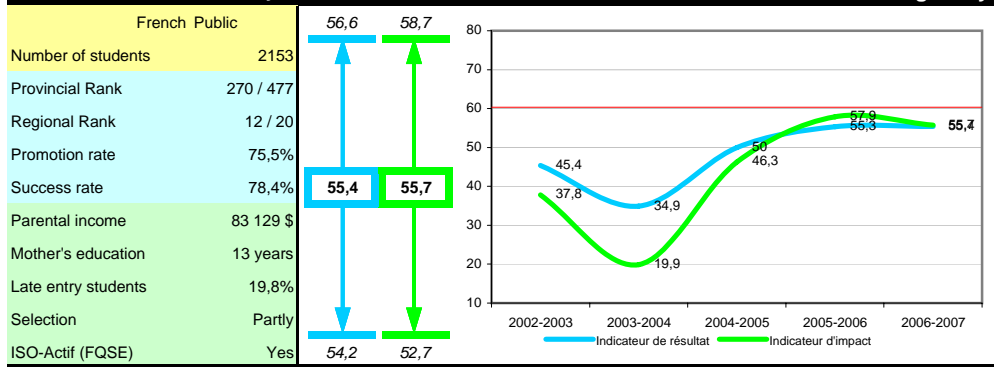
**École secondaire Charles-Gravel Saguenay**



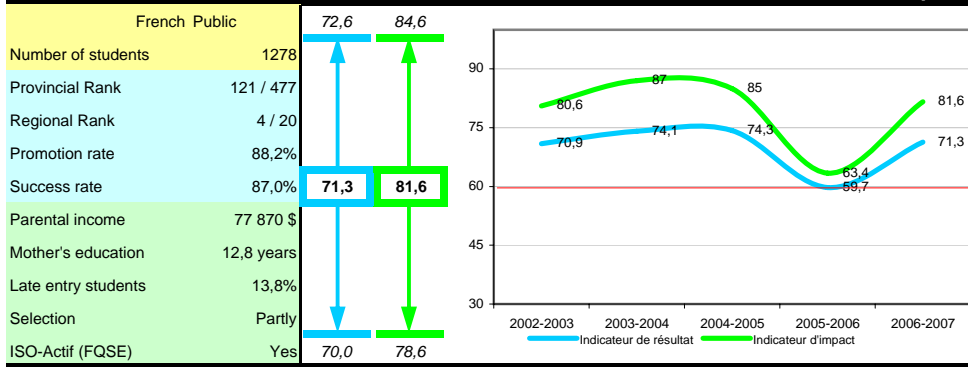
**École régionale Riverside Saguenay**



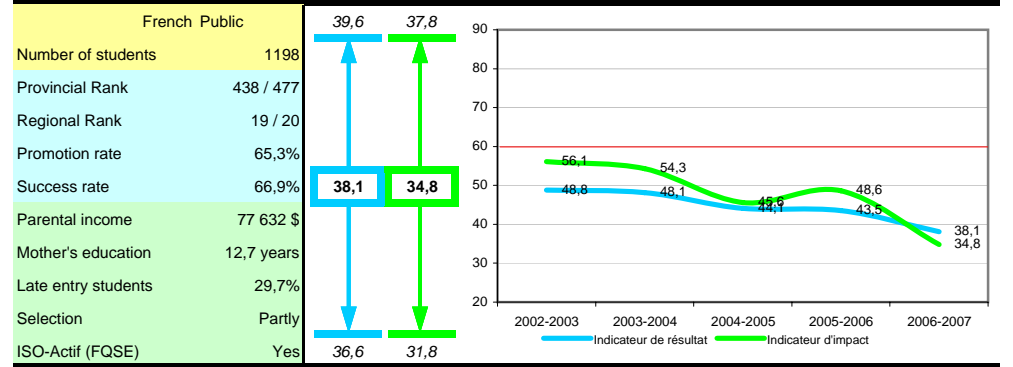
**École secondaire de l'Odysée Saguenay**



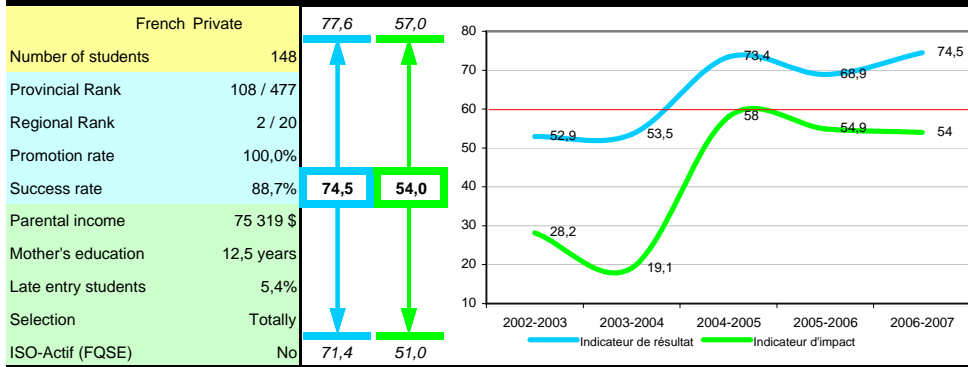
### École secondaire Kénogami Jonquière



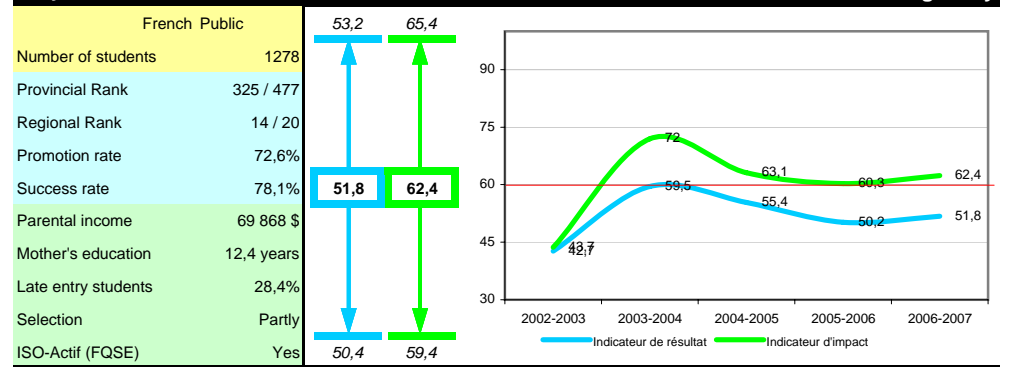
### Pavillon Wilbrod-Dufour Alma



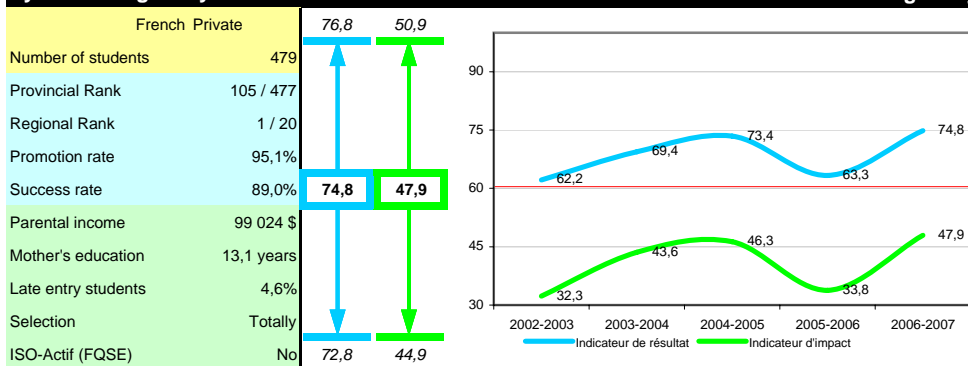
### Juvénat Saint-Jean Dolbeau-Mistassini



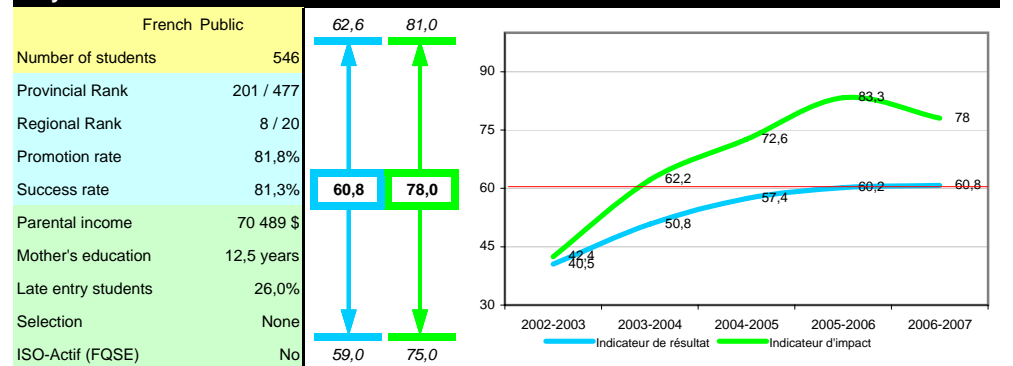
### Polyvalente de La Baie Saguenay



### Lycée du Saguenay Saguenay

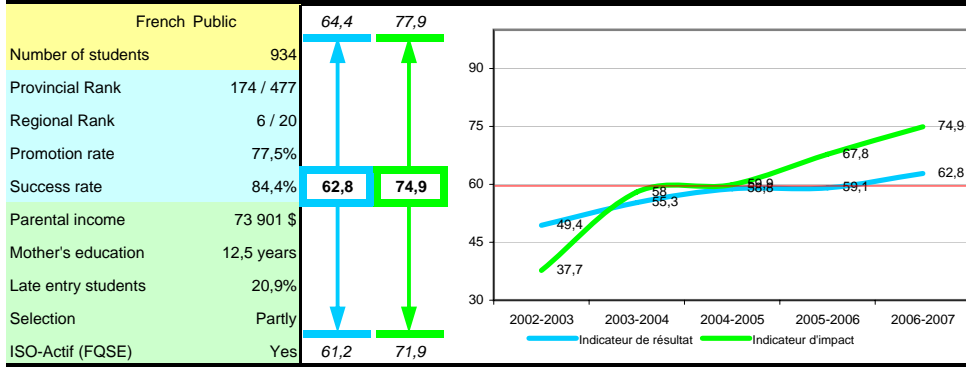


### Polyvalente de Normandin Normandin



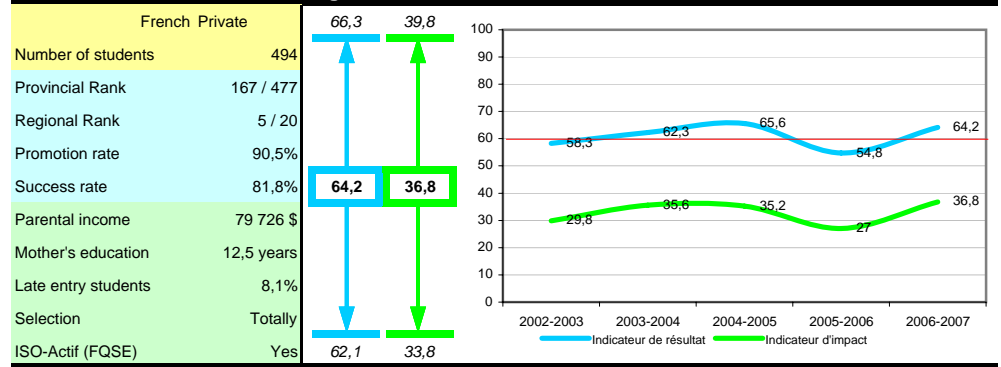
### Polyvalente des Quatre-Vents

### Saint-Félicien



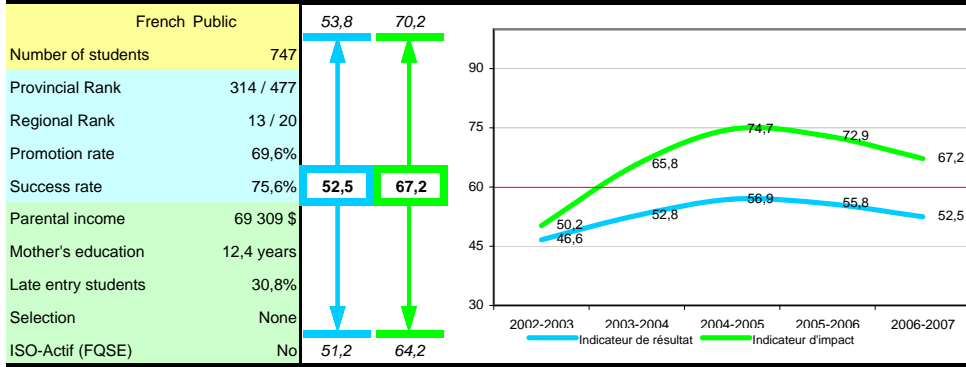
### Séminaire Marie-Reine-du-Clergé

### Métabetchouan--Lac-à-la-Croix



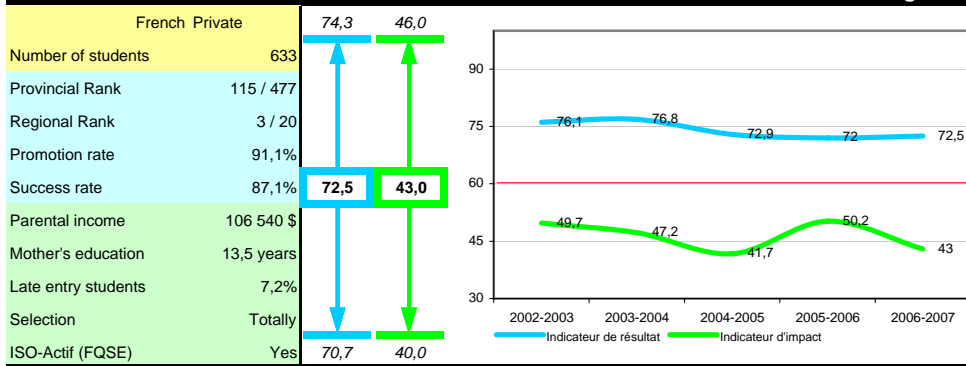
### Polyvalente Jean-Dolbeau

### Dolbeau-Mistassini



### Séminaire de Chicoutimi

### Saguenay



## About the authors



**M**arcel Boyer, vice president and chief economist of the Montreal Economic Institute, is one of Canada's best known economists. He holds a Ph.D. in economics from Carnegie Mellon University and teaches at the economics department of the University of Montreal, where he currently occupies the Bell Canada Chair in industrial economics. He is also a fellow of the Center for Interuniversity Research and Analysis on Organizations (CIRANO) and sits on the board of the Quebec agency for public-private partnerships. Mr. Boyer is the recipient of numerous scientific distinctions. In 2002, he obtained the Marcel Vincent Prize awarded by the Association francophone pour le savoir (ACFAS) for the exceptional quality of his work in social science. He was elected to the Royal Society of Canada and has served as president of the Canadian Economics Association and of the Société canadienne de science économique.



**M**athieu Laberge, economist at the Montreal Economic Institute, holds a master's degree in international economics and econometrics from the University of Nottingham and a bachelor's degree from the University of Montreal. He is a lecturer at HEC Montreal. He was also a professor of economics and statistics at Gérard-Godin College, wrote a column in *La Presse* and worked as a research professional at the Centre for Interuniversity Research and Analysis on Organizations (CIRANO). His main research interests are the economics of social behaviour (terrorism, national security and crimes), public finance (public governance and best practices, public fixed assets management, education and fiscal policy) and mathematical modelling of economic phenomena.