

Nouvelle édition

*Je veux jouer
du piano!*
ONT DIT MES TOUT-PETITS
I WANT TO PLAY A PIECE!
SAID MY TINY PUPILS



Photo LEHOTAY

PAR · BY

S. GABRIELLINA


Illustrations: M.J.F. PONDELICEK

EDITEURS

Ed Archambault INC.

500 EST, RUE STE-CATHERINE
MONTREAL, P.Q. (CANADA) H2L 2C6

\$2.50



JE VEUX JOUER DU PIANO I WANT TO PLAY A PIECE

PAR · BY
S. GABRIELLINA
N.-D. de Sion

UNE NOUVELLE PIÈCE
POUR CHAQUE
NOUVELLE NOTE
APPRISE



A NEW PIECE
FOR
EACH NEW NOTE
LEARNED

ÉDITEURS

Ed Archambault INC.

500 EST, RUE STE-CATHERINE
MONTRÉAL, P.Q. (CANADA) H2L 2C6

© Copyright 1963 by ED. ARCHAMBAULT, Inc. Montreal. (Canada)
International Copyright Secured. Tous droits réservés pour tous pays.

Le but de ce livre:

1. Etude progressive des notes
2. Développement
du sens mélodique
d'un jeu cantabile
et de la mémoire visuelle

35 Petites Pièces de

Duos: la musique écrite sur une portée étroite est dédiée aux Parents dont la collaboration intelligente est indispensable.

5 notes
6 notes
7 notes
8 notes - 4 octaves

The Aim of this Book:

1. Progressive Reading of Notation
2. Development of
a Sense of Melody
a Cantabile Style
and Visual Memory

35 Little Pieces with

Duos: the music written on the narrower staff is dedicated to the Parents, whose intelligent collaboration is indispensable.

Important:

Ces pièces étant destinées à de jeunes élèves, les clefs de Sol et de Fa ne sont introduites qu'à la page 12 et à la page 17.

Ainsi l'enfant retiendra plus facilement le sens de ces clefs, qui donnent leur nom à certaines notes.

These pieces being written for young pianists, the G clef and the F clef are introduced only on page 12 and page 17.

The child will then remember more easily that these clefs give their name to certain notes.



De la page 5 à la page 11
"Portée de la main droite"
"Portée de la main gauche"

MANO DESTRA: m.d.
MANO SINISTRA: m.s.

From page 5 to page 11
"Right hand Staff"
"Left hand Staff"

N.B.

1. Pour *l'Etude du Rythme*
voir pages à découper, au centre
du cahier.
2. Pour *Exercices de Lecture*
se procurer le dépliant "Portée et Clavier"
(Jeu Musical III – *N.D.S.*)

N.B.

1. For *Rhythm Study*
see charts in the center of the book
(cut-out)
2. For *Reading Exercises*
inquire about sight-reading chart
"Staff and Keyboard" (Game III – *N.D.S.*)

Tableaux de Lecture
(*au verso*)

7 notes
9 notes


Reading Charts
(*on page 4*)

Pliez ici

Fold here

Placez le Tableau
derrière les touches noires du clavier

Place the chart
behind the black keys, on the keyboard



Cut here


Coupez ici

7 Notes: Pages 5-11

Musical notation for 7 Notes: Pages 5-11. The notation consists of two staves, m.d. (middle) and m.s. (soprano), with a keyboard diagram below. The m.d. staff contains seven notes: G4, A4, B4, C5, D5, E5, and F5. The m.s. staff contains seven notes: E4, F4, G4, A4, B4, C5, and D5. Arrows point from each note in the m.s. staff to a corresponding key on the keyboard diagram.

9 Notes: Pages 12-19

Musical notation for 9 Notes: Pages 12-19. The notation consists of two staves, m.d. (middle) and m.s. (soprano), with a keyboard diagram below. The m.d. staff contains nine notes: G4, A4, B4, C5, D5, E5, F5, G5, and A5. The m.s. staff contains nine notes: E3, F3, G3, A3, B3, C4, D4, E4, and F4. Arrows point from each note in the m.s. staff to a corresponding key on the keyboard diagram.



Le jouet brisé

The Broken Toy

Duo - Primo 8^{va}

piano

m.d.

3

m.s.

cantabile

Duos ad libitum

Duo - Secondo (loco)

$\text{♩} = 108-120$

Les indications métronomiques ne sont que des suggestions. Se baser, de préférence, sur les possibilités de l'élève et sur le tempo que le titre suggère.

The *Metronomic indications*, at the beginning of each piece, are suggestions only: the tempo must be selected according to the child's ability and the style suggested by the title.

Le petit Marchand de Lanternes

China Town



Duo-Primo 8va

cantabile

m.d.

4/4

4

m.s.

piano

Musical score for Duo-Primo 8va, first system. It consists of two staves. The top staff is marked *m.d.* and has a 4/4 time signature. The bottom staff is marked *m.s.* and also has a 4/4 time signature. The music is in 4/4 time and is marked *piano*. The top staff has a melodic line with a slur over the first four measures. The bottom staff has a rhythmic accompaniment of quarter notes.

"I'm go - ing home!"

Musical score for Duo-Primo 8va, second system. It consists of two staves. The top staff is marked *m.d.* and has a 4/4 time signature. The bottom staff is marked *m.s.* and also has a 4/4 time signature. The music is in 4/4 time. The top staff has a melodic line with a slur over the first four measures. The bottom staff has a rhythmic accompaniment of quarter notes. The lyrics "I'm go - ing home!" are written above the top staff. The bottom staff has a *f* dynamic marking.

Duo-Secondo

$\text{♩} = 100-108$

m.d.

m.s.

Ped.


*

Ped.

*

6

Ped.



Les deux Abeilles




The Two Bees



mf

pp

Gymnastique



LES CROCHETS D'ACIER—THE STEEL HOOKS

Appuyez fortement le bout de chaque doigt (sauf le pouce) sur une surface solide. Chaque exercice doit être suivi de détente.

Press firmly each finger, well shaped, on a hard surface. (Omit the thumb.) Then relax.



LE CITRON—THE LEMON

Serrez le poing pendant 7 secondes. Détente. Répétez plusieurs fois.

Close your fist tightly for 7 seconds. Relax. Repeat several times.

Gymnastics



LES MAINS DE CAOUTCHOUC—THE RUBBER HANDS

Ouvrez les mains en écartant les doigts le plus possible, pendant 7 secondes. Détendez. Répétez.

Open your hand, then stretch hands and fingers as wide as possible. Relax the whole arm.



Fanny

Allegro ♩ = 100-112



ritardando
rallentando

accelerando

A FLAT!



Valse sur sept notes



Seven Note Waltz

Duo-Primo

$\text{♩} = 108$

Duo-Secondo

pp

mf

Exercice:
5 Nuances

Exercice:
5 Shades

Dans le Verger

In the Orchard

Moderato

The first system of music is in 2/4 time. It features a treble clef with a key signature of one sharp (F#). The melody is written in the treble clef, starting on a whole note G4, followed by quarter notes A4, B4, and C5. The bass clef accompaniment consists of quarter notes G3, A3, B3, and C4, with a sharp sign (#) above the notes A3 and B3. A large slur covers the final two measures of the system, which end with a whole note G4 in the treble and a whole note G3 in the bass.



$\text{♩} = 108-120$

The second system of music continues the melody from the first system. The treble clef melody consists of quarter notes D5, E5, F#5, and G5. The bass clef accompaniment continues with quarter notes G3, A3, B3, and C4, with a sharp sign (#) above the notes A3 and B3. A large slur covers the final two measures of the system, which end with a whole note G4 in the treble and a whole note G3 in the bass.

Duo-Primo


The 'Duo-Primo' section consists of two staves of music in 2/4 time. The top staff begins with a treble clef and a key signature of one sharp (F#). The melody is written in the treble clef, starting on a quarter note G4, followed by quarter notes A4, B4, and C5. The bottom staff continues the melody in the bass clef, starting on a quarter note G3, followed by quarter notes A3, B3, and C4. The key signature remains one sharp (F#). The section concludes with a final whole note G4 in the treble and a whole note G3 in the bass.





Les Fourmis dansent

Ants Dancing



$\text{♩} = 116$

mf cantabile

pp

pp

mf

poco rit.

pp

La Balançoire

The Swing

Duo-Primo 8va

Musical notation for the first system, featuring a treble clef and a 3/4 time signature. The piece is marked *mf*. The melody consists of quarter notes and dotted half notes, with a final dotted half note. The bass line consists of dotted half notes. A brace on the left indicates the piano accompaniment.



Musical notation for the second system, continuing the melody and bass line from the first system. It features a treble clef and a 3/4 time signature. The piece is marked *mf*. The melody consists of quarter notes and dotted half notes, with a final dotted half note. The bass line consists of dotted half notes. A brace on the left indicates the piano accompaniment.

Duo-Secondo

Allegro $\text{♩} = 42-50$

Musical notation for the third system, featuring a treble clef and a 3/4 time signature. The piece is marked *Allegro* with a tempo of $\text{♩} = 42-50$. The melody consists of eighth notes and quarter notes, with a final quarter note. The bass line consists of quarter notes. A brace on the left indicates the piano accompaniment. The system ends with a double bar line and a repeat sign, with first and second endings marked '1' and '2'.



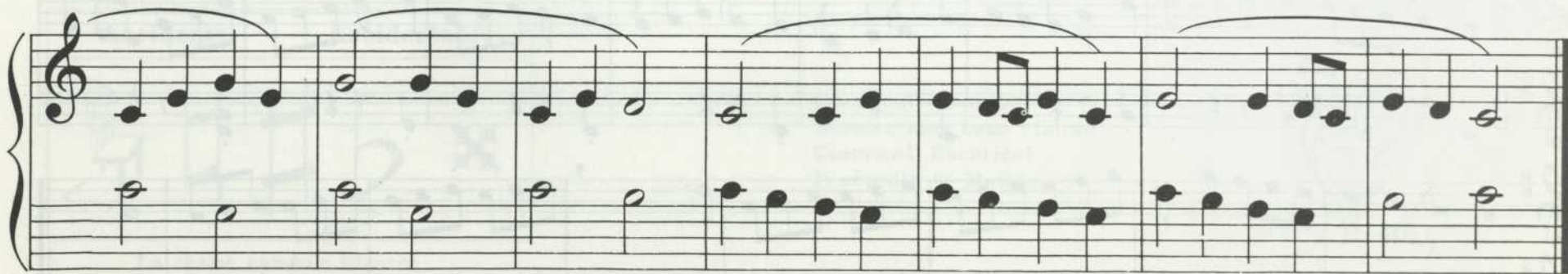
A la Claire Fontaine

By the Fountain Clear



Allegro

ad libitum: m.d. 8va





Papa joue de la Flûte
Je joue l'Accompagnement



Daddy Plays the Flute
I play the Accompaniment

mf

Fa#

2/4

F#

2/4

mp

rit.

Duo-Primo 8va

$\text{♩} = 108-126$



Le petit Coq

The Little Rooster

Molto Allegro ♩ = 126-144



Accidents	Accidentals

La chaise cassée = bécarre
The broken chair = a natural


Cocorico! Cocorico!
Ecoutez mon beau clairon.
Cocorico! Cocorico!
Il réveille la Maison.





Bascule

See-Saw



Duo-Primo 8va
cantabile

First system of piano music. Treble clef (Fa#) and bass clef (F#). Time signature 3/4. Key signature one sharp (F#). Dynamics include *p* and *mp*. The music features a melody in the treble and accompaniment in the bass, with a long slur over the first two measures.

Second system of piano music. Treble clef (Fa#) and bass clef (F#). Time signature 3/4. Key signature one sharp (F#). Dynamics include *p* and *mp*. The music continues with a melody in the treble and accompaniment in the bass, ending with a double bar line.

cantabile

Duo-Secondo

Third system of piano music. Bass clef (F#). Time signature 3/4. Key signature one sharp (F#). Dynamics include *m.s.* and *m.d.*. The music features a melody in the bass and accompaniment in the bass, with a tempo marking *d.=52*.



Gouttes de Pluie



Raindrops

Presto

Sans soucis

Carefree Twins

Moderato



En Chaloupe

Rowing

Sib

Bb

p *mp* *mf*



f *mf* *mp* *p* *pp*
rit.

$\text{♩} = 92$

Duo-Primo

rit.



Le Paon



The Peacock

Andante

Sib

Bb

$\text{♩} = 72-84$

Piano II



Dans la "Basse-Ville"

"Basse-Ville" et "Haute-Ville": Québec.


Fa	La	Do	Mi	Sol
F	A	C	E	G

In "Lower-Town"

"Lower-Town" and "Upper-Town": Quebec City.

Sib

Bb





Dans la "Haute-Ville"

Fa	La	Do	Mi	Sol
F	A	C	E	G

In "Upper-Town"

Sib

Bb



Les deux Toupies

The Two Tops

Duo-Primo 8va

Fa#
Do#
F#
C#



Duo-Secondo

$\text{♩} = 104-116$
m.d.



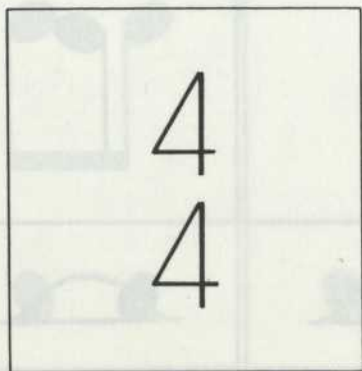


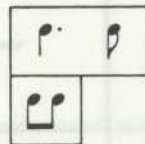
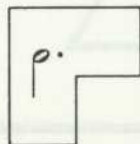
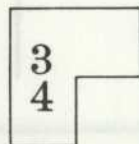
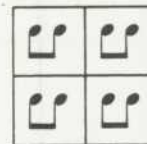
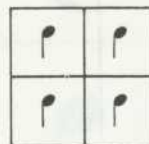
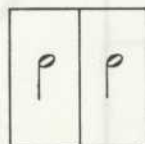

Formation de Mesures "Jeu de Patience"

1. Découpez les 40 cartes des pages 24 et 25

2. Formez des mesures à $\frac{4}{4}$ $\frac{3}{4}$ $\frac{2}{4}$.
Vérifiez le contenu de chaque mesure en le comparant à la carte initiale qui indique la mesure.

3. Recopiez les mesures ainsi formées et indiquez comment elles doivent être comptées.

4. Frappez-en le rythme.























Building Bars "Puzzle"

1. Cut out the 40 cards on pages 24 and 25

2. Build bars in $\frac{4}{4}$ $\frac{3}{4}$ $\frac{2}{4}$ time. See that each bar does not exceed the 1st card, indicating time-signature.

3. Recopy the bars in your notebook; indicate how they should be counted.

4. Clap the rhythm.

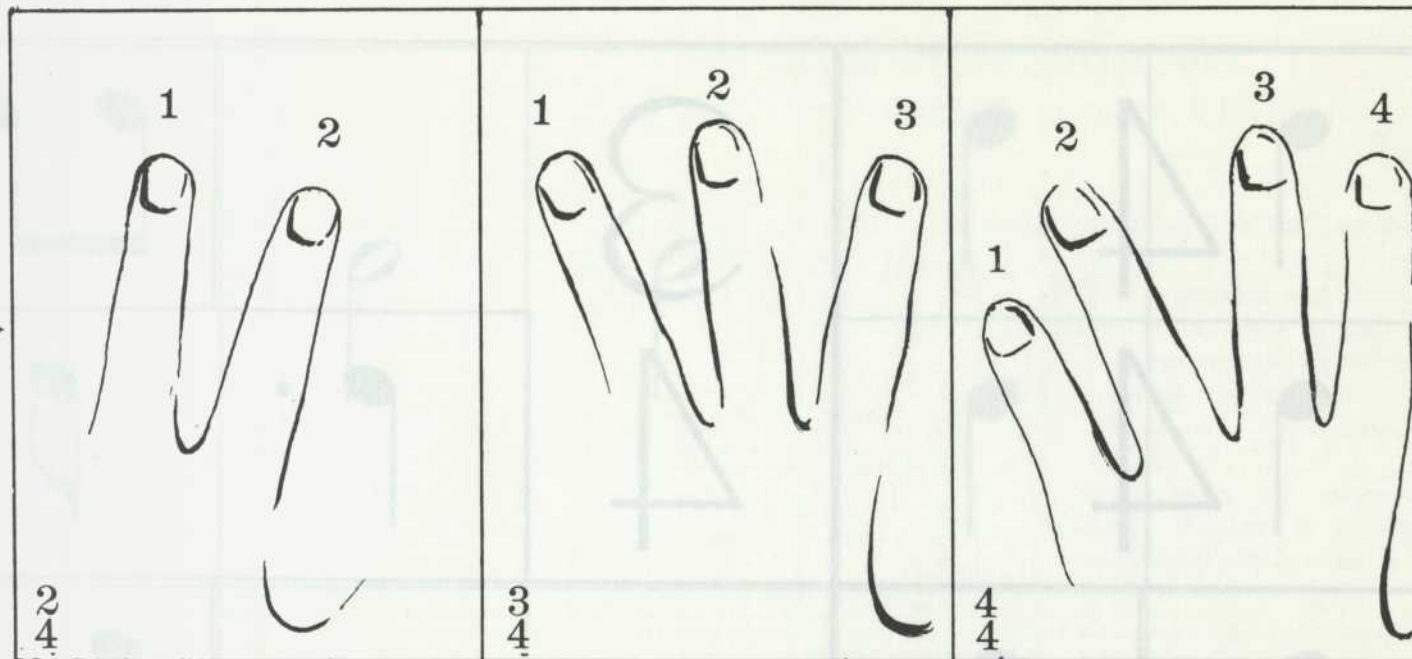
					
					
					
					
					

4		3		[Musical Notation: Quarter note, Quarter note]		2	
4		4		[Musical Notation: Quarter note, Quarter note]		4	
[Musical Notation: Trill]	[Musical Notation: Accented quarter note]	[Musical Notation: Quarter note, Quarter note]		[Musical Notation: Quarter note]	[Musical Notation: Quarter note]	[Musical Notation: Quarter note, Quarter note]	
[Musical Notation: Quarter note, Quarter note]	[Musical Notation: Quarter note]	[Musical Notation: Quarter note]	[Musical Notation: Quarter note]	[Musical Notation: Triplet of quarter notes]	[Musical Notation: Triplet of quarter notes]		
[Musical Notation: Quarter note]	[Musical Notation: Quarter note]	[Musical Notation: Quarter note]	[Musical Notation: Quarter note]	[Musical Notation: Quarter note]	[Musical Notation: Quarter note]	[Musical Notation: Quarter note]	[Musical Notation: Quarter note]

Mesures Simples

$\frac{4}{4}$ $\frac{4}{8}$ $\frac{3}{4}$ $\frac{3}{2}$ $\frac{2}{4}$ $\frac{2}{2}$ →

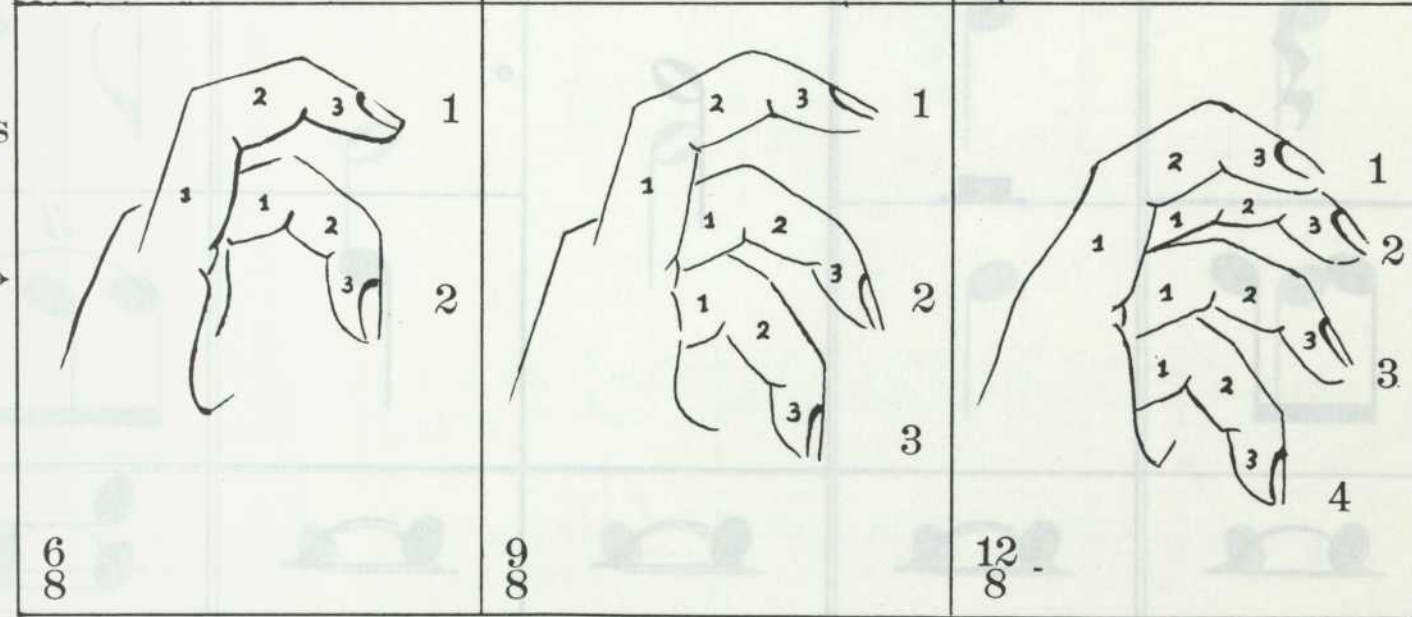
Simple Time



Mesures Composées

$\frac{6}{8}$ $\frac{6}{4}$ $\frac{9}{8}$ $\frac{9}{4}$ $\frac{12}{8}$ →

Compound Time



Taquineries
Majeur et Mineur

Teasing
Major and Minor

$\text{♩} = 72-88$



pp staccatissimo

The first system of piano accompaniment, consisting of a grand staff with treble and bass clefs. The music is in 4/4 time and features a staccatissimo texture. The right hand plays a series of eighth notes with slurs, while the left hand plays a slower-moving line with slurs and accidentals.

mf legatissimo



The second system of piano accompaniment, continuing the grand staff from the first system. It features similar staccatissimo textures in the right hand and legato textures in the left hand. The system concludes with a double bar line and the word "Fine" written above the staff.

m.s.

Fine

D.C. più forte

The third system of piano accompaniment, continuing the grand staff. It begins with the instruction "D.C. più forte". The texture remains consistent with the previous systems, featuring staccatissimo notes in the right hand and legato notes in the left hand. The system concludes with a double bar line and the words "m.s. rit." written below the staff.

*m.s.
rit.*

Graphique des Gammes

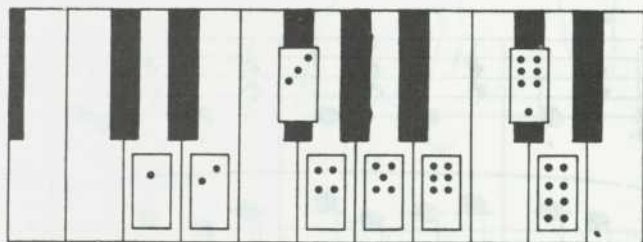


Diagram of Scales

	I ↓	III ↓	V ↓	MAJEURES. MAJOR +		I ↓	III ↓	V ↓	MINEURES. MINOR -
<i>m.d.</i> C+ Do	1	2	3	1 2 3 4 5	A- La				4
<i>m.s.</i>	5	4	3	2 1 3 2 1					
G+ Sol				4	E- Mi				4
D+ Ré				4	B- Si				4
A+ La				4	F#- Fa#	3 4	1 2	3	1 2 3
E+ Mi				4	C#- Do#	4 3	2 1	3	2 1 4
B+ Si				4	G#- Sol#	3 4	1 2	3	1 2 3
				4		3 2	1 4	3	2 1 3

A l'aide de Dominos, composez des Gammes

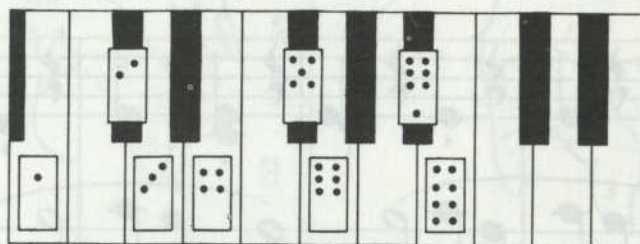
Exemple: Ré+
Exemple: D+



Abréviations employées: + pour majeur
- pour mineur

Build major and minor Scales with Dominoes

Si-
B-



Abbreviations used: + for major
- for minor

Graphique des Gammes



Diagram of Scales

I				III				V				MAJEURES. MAJOR				I				III				V				MINEURES. MINOR					
<i>m.d.</i>																	<i>D-</i>																
<i>F+</i>																	<i>Ré</i>																
<i>Fa</i>																																	
<i>m.s.</i>																																	
<i>Bb+</i>																	<i>G-</i>																
<i>Sib</i>																	<i>Sol</i>																
<i>Eb+</i>																	<i>C-</i>																
<i>Mib</i>																	<i>Do</i>																
<i>Ab+</i>																	<i>F-</i>																
<i>Lab</i>																	<i>Fa-</i>																
<i>Db+</i>																	<i>Bb-</i>																
<i>Réb</i>																	<i>Sib-</i>																
<i>Gb+</i>																	<i>Eb-</i>																
<i>Solb</i>																	<i>Mib</i>																

Mémoire visuelle: tracez sur le clavier, avec un doigt, le graphique de chaque gamme que vous étudiez. Exemple:

Visual Memory: trace on the keyboard a diagram of the scale, before playing it. Example:

Ré majeur D major
 Si mineur B minor

Le Jardin ensoleillé

Sunny Garden



$\text{♩} = 50$

The first system of music features a vocal line on a single treble clef staff and a piano accompaniment on two staves (treble and bass clefs). The key signature is one sharp (F#) and the time signature is 3/4. The tempo is marked as quarter note = 50. The piano part consists of a steady eighth-note accompaniment in the bass clef and chords in the treble clef.

And.

The second system continues the musical piece with a vocal line and piano accompaniment. The piano accompaniment features a rhythmic pattern of eighth notes in the bass clef and chords in the treble clef.

The third system concludes the piece with a vocal line and piano accompaniment. The piano accompaniment features a rhythmic pattern of eighth notes in the bass clef and chords in the treble clef.

And. *

And.



Le petit Train

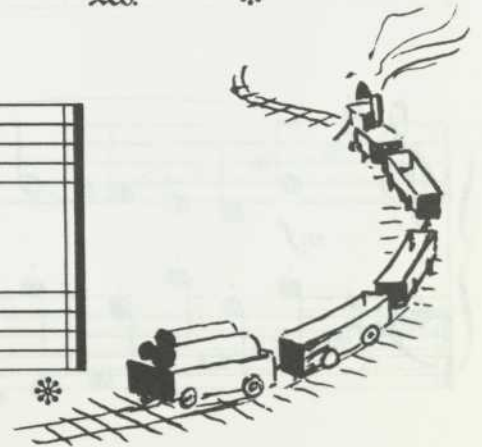
The Little Train

Allegro ♩ = 138-152

The first system of musical notation consists of a grand staff with a treble clef on the left and a bass clef on the right. The key signature is two sharps (F# and C#), and the time signature is 4/4. The music begins with a piano (mp) dynamic. The right hand plays a series of chords, while the left hand plays a simple bass line. The dynamics change to mezzo-forte (mf) in the second measure.

The second system of musical notation continues the piece. It features a piano (p) dynamic. The right hand plays a melody with eighth notes, and the left hand plays a bass line with eighth notes. The music is marked with 'Ped.' and asterisks (*) in the bass line, indicating pedaling. The system ends with a piano (p) dynamic.

The third system of musical notation concludes the piece. It features a piano (p) dynamic and a 'rit.' (ritardando) marking. The right hand plays a melody with eighth notes, and the left hand plays a bass line with eighth notes. The music is marked with 'Ped.' and asterisks (*) in the bass line. The system ends with a piano (p) dynamic.





L'âne de Jacquot

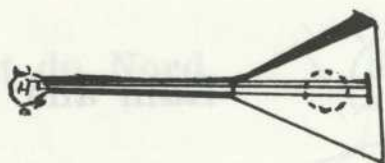


Jackie's Donkey

Molto Allegro $\text{♩} = 80-88$

“Non! Je n'veux pas! Je n'veux pas et je n'veux pas!”

“No! No I won't! No I won't and no I won't!”



Balalaïka



$\text{♩} = 80-88$ *staccatissimo*

legato



La pluie et le beau temps



Rain and Sunshine



♩ = 120 cantabile

mp

con pedale

p

più forte

poco rall.

mp

dim.

m.d.



Le grand Vent du Nord



The North Wind

Mesto ♩ = 120

Musical notation for the first system, featuring a treble and bass clef in 4/4 time. The melody in the treble clef consists of quarter and eighth notes, with a triplet of eighth notes in the final measure. The bass clef accompaniment is a steady eighth-note pattern.

Musical notation for the second system, continuing the melody and accompaniment. It includes first and second endings, a 'rit.' (ritardando) marking, and an 'm.d.' (morendo) marking. The piece concludes with a fermata over a whole note in the bass clef.

Red.

Le grand vent du Nord
 Ce soir souffle fort
 Et les oiseaux n'ont plus de nid.
 Cui-cui.
 Ils vont se cacher
 Dans la cheminée
 Et s'y blottir toute la nuit.
 Cui-cui.

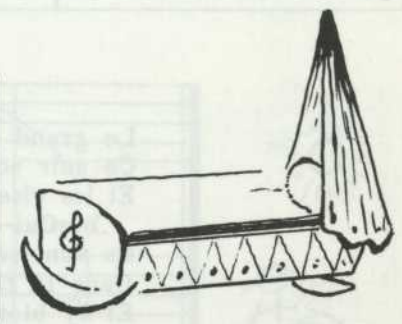
The North wind doth blow,
 And we shall have snow,
 And what will the robin do then?
 Poor thing!
 He'll sit in the barn,
 And keep himself warm,
 And tuck his head under his wing,
 Poor thing!

Berceuse

Cradle Song

Lento espressivo $\text{♩} = 56-60$

The musical score is presented in three systems, each with a treble and bass clef staff. The key signature is two sharps (F# and C#), and the time signature is 4/4. Fingerings are indicated by numbers 1-5 above notes. The first system includes a 'Ped.' marking. The second system includes 'poco rit.', 'a tempo', and 'poco rit.' markings, along with another 'Ped.' marking. The third system includes 'a tempo' and 'Ped.' markings. The piece concludes with a final chord in the treble clef.



Chanson d'anniversaire

Happy Birthday!



Con moto ♩ = 152-160

mf

Red.



L'Escargot et la Sauterelle



The Snail and the Grasshopper

♩ = 120

mf

Red.



Prière du soir



Evening Prayer

Dolce $\text{♩} = 88-96$

First system of musical notation. Treble clef: *semplice*. Bass clef: *semplice*. Includes fingerings (3 1, 2, 3 1, 3, 2, 1) and a slur over the first six notes.

Second system of musical notation. Treble clef: includes fingerings (5 3, 4 2, 3 1, 4 2, 3 4, 3 1) and slurs. Bass clef: includes a slur. Includes markings *rit.* and *più forte*.

Third system of musical notation. Treble clef: includes a slur and markings *dim.* and *rall.*. Bass clef: includes a slur and markings *Lento* and *3*. Includes the instruction: sept heures: "Bonsoir!" seven o'clock: "Good Night!".

4 3 1 5
Ped.





Mon jouet favori

My Little Tin Horn



Giocoso $\text{♩} = 120$

avec enthousiasme

Voir 6
See 8 page 26

Danse des Sabots



Dance of the Wooden Shoes

f *mf* $\text{♩} = 120$

più forte *f* *mf* *ff* *fff* *pp* *ppp*

Les huit nuances: exercice

The Eight Shades: exercise

fff *ff* *f* *mf* *mp* *p* *pp* *ppp* *ppp* *pp* *p* *mp* *mf* *f* *ff* *fff* *ff* *pp* *ff* *pp* *p* *pp* *ppp* *f* *p*

vice-versa


Ping Pong

Leggiero $\text{♩} = 80-88$

The first system of musical notation consists of a grand staff with three staves. The top staff is a single treble clef. The middle and bottom staves are joined by a brace and contain a piano accompaniment in 4/4 time. The piano part begins with a *mp* dynamic. The melody in the top staff starts with a whole note chord, followed by eighth notes and quarter notes. The piano accompaniment features a steady eighth-note bass line and chords in the right hand. The system concludes with a *mf* dynamic and includes fingering numbers 1 and 2.

The second system continues the musical piece. It features a grand staff with three staves. The piano accompaniment continues with eighth-note patterns. The melody in the top staff includes a half note with a fermata. The system ends with a *f* dynamic marking. Fingering numbers 1 and 2 are present throughout the system.

The third system concludes the piece. It features a grand staff with three staves. The piano accompaniment continues with eighth-note patterns. The melody in the top staff includes a half note with a fermata. The system ends with a *pp* dynamic marking. The tempo is marked *poco rit.* and the piece concludes with a double bar line. Below the piano part, the text *Red. 8va bassa* is written.



Le petit Ecureuil

The Little Squirrel

Molto Allegro $\text{♩} = 108$

Le pe - tit é - cu - reuil A u - ne jo - lie queue Il

non legato

sau - te dans les feuilles Et puis gri-gnote un peu.

rit. *D.C.*



2. Tout à coup il s'arrête
Et me regarde bien,
Puis fait une pirouette
Et se sauve très loin.

3. Mais le petit gourmand
Qui sait combien je l'aime
De noix étant friand
Revient à perdre haleine.

4. Mon grand-père m'a dit
Que toujours grignoter
N'est vraiment pas gentil
Pour un jeune écolier.

1. My tail is very long,
I take it everywhere,
And it's the only dress
You'll ever see me wear.

2. My house is in a hole,
And if I tell you where,
Please don't you tell a soul
That I am living there.

3. My grand-pa' said to me
I nibble just like you
And if I weren't a boy (girl)
I'd be a squirrel too.

RESOLUTION- V₇ I



Energico ♩ = 72-80

f *mf*

m.s. legatissimo

mp *poco rit.*

8va

Duo-Primo

V₇ I Culture de l'oreille: nommer les accords.

Ear test: recognition of chords V₇ I.

8va *pp*



Flûte et Tambourin



Flute and Tambourine



$\text{♩} = 72$
cantabile

First system of music. Treble clef, bass clef, 2/2 time signature. Dynamics: *f*, *mf*, *p*. Fingerings: 5, 1, 2, 5, 1, 2.

Second system of music. Treble clef, bass clef. Dynamics: *mp*, *mf*. Fingerings: 3, 2, 3, 4, 2, 3, 4.

Third system of music. Treble clef, bass clef. Dynamics: *f*, *mf*, *rit.*, *p*. Fingerings: 2, 3, 1, 1, 4, 2, 1.

Doigté Accords 3 2 3 3 *m.d.*
3 3 2 3 *m.s.*

Technique

PLAN No. II#

Fingering Triads 3 2 3 3 *m.d.*
3 3 2 3 *m.s.*

m.d. } C+
m.s. } Do+

m.d. } A-
m.s. } La-

G+
Sol+

E-
Mi-

D+
Ré+

B-
Si-

A+
La+

F#-
Fa#-

Les petits Singes

Little Monkeys


Allegro $\text{♩} = 108$

The musical score is written for piano in 2/2 time. It consists of three systems of music. The first system includes a treble clef staff with a whole rest and a grand staff (treble and bass clefs). The grand staff begins with a forte (*f*) dynamic and a quarter note in the treble. The second system continues the grand staff with dynamics of *mf*, *mp*, *p*, and *f*. The third system features a treble clef staff with a melodic line and a grand staff with a bass line. Fingerings are indicated by numbers 1-5. The piece concludes with a final chord in the grand staff.

Cadences at Première parmoniale

The first system of the musical score consists of two staves. The upper staff is in treble clef and contains a melodic line with a long slur over the first four measures. The lower staff is in bass clef and contains a bass line with a slur over the first three measures. Dynamics include *f* and *mf*. Fingerings 1, 3, and 2 are indicated below the first three notes of the bass line.

The second system of the musical score consists of two staves. The upper staff is in treble clef and contains a melodic line with a long slur over the first four measures. The lower staff is in bass clef and contains a bass line with a slur over the first four measures. Dynamics include *m.s.* and *senza rit.*. Performance instructions include *m.s.*, *senza rit.*, and *m.s.*. Fingerings 1, 3, 1, 4, 2, 1, 1, 3, 1, 1 are indicated above the notes in the upper staff.



Bonbons

Candies

Leora Stipelman. Opus 1
5 ans. 5 years old

Allegro $\text{♩} = 126$

Musical score for 'Bonbons' and 'Candies' in 4/4 time, marked Allegro with a tempo of 126 beats per minute. The score consists of two staves: a treble clef staff and a bass clef staff. The melody in the treble staff features eighth and sixteenth notes, while the bass staff provides a simple accompaniment of quarter notes.



Photo Lehotay

Une petite Promenade

A Little Walk

Leora Stipelman. Opus 2
5 years old

Andante $\text{♩} = 69-72$

Musical score for 'Une petite Promenade' and 'A Little Walk' in 2/4 time, marked Andante with a tempo of 69-72 beats per minute. The score consists of two staves: a treble clef staff and a bass clef staff. The treble staff features a melody with triplets of eighth notes, while the bass staff provides a simple accompaniment of quarter notes. The piece concludes with a section marked 'ad lib.' (ad libitum).

* Ecrit sous la dictée de l'élève, sans retouche.
1ère inspiration: terminer sur II.

* Written as dictated by the pupil, without
alteration. 1st inspiration: ending on II.

Cadences et Premières harmonisations

Cadences and First Harmonizations

Do+ C+

I IV V I

Technique PLAN No. IIb

F+ Fa+

D- Ré-

Bb+ Sib+

G- Sol-

Eb+ Mib+

C- Do-

4 2 3 4 2 1 2 4 1 4 2 2 3 4 2

BNQ



C 000 354 882

MATÉRIEL PÉDAGOGIQUE POUR JEUNES PIANISTES

d'âge pré-scolaire et tous autres débutants
par S. GABRIELLINA, N.D.S.

NOTICE EXPLICATIVE :

Comment utiliser le matériel pédagogique N.D.S.

LECTURE À VUE ET PHOTO-PÉDAGOGIE

POUR JEUNES PIANISTES
Exercices progressifs de déchiffrage : notes et rythme.

VOL. I: AU PIANO AVEC MAMAN

Cahier de lecture et répertoire pour petits pianistes
de 4 à 6 ans. Édition révisée et augmentée.

VOL. II: JE VEUX JOUER DU PIANO

40 pièces de 5, 6, 7, 8 notes, jusqu'à 4 octaves : duos,
gymnastique digitale, étude du rythme, technique, etc.

JEUX MUSICAUX N.D.S.

SÉRIE I: LA PORTÉE (11 pouces par 37)

Pour l'étude des notes, des lignes supplémentaires,
l'écriture des gammes.

SÉRIE II: LA BOÎTE BLEUE: Exercices rythmiques

58 cartes, 100 mesures simples et composées.

SÉRIE III: CLAVIER ET PORTÉE (11 pouces par 20)

Pour débutants.

SÉRIE IV: LA BOÎTE DORÉE

Lecture et écriture des notes à l'aide de jetons ; étude
des gammes et des intervalles avec dominos.

DOMINOS (aux dimensions des touches blanches)

TECHNIQUE ET MÉMOIRE VISUELLE (4 plans)

plans de travail, comprenant gammes, accords et
arpèges, 7mes de dominante et 7mes diminuées.

(Chaque plan est disponible séparément)

TEACHING MATERIAL FOR YOUNG PIANISTS

beginners of pre-school age and others
by S. GABRIELLINA, N.D.S.

TEACHER'S GUIDE :

Instructions for using the N.D.S. Teaching Material.

SIGHT READING AND PHOTO-PEDAGOGY FOR YOUNG PIANISTS :

Exercises for fluent reading of notes and rhythm.

VOL. I: PLAYING PIANO WITH MOTHER :

Music reader and repertoire for tiny pianists of 4 to
6 years of age. Revised and enlarged edition.

VOL. II: I WANT TO PLAY A PIECE :

40 pieces of 5, 6, 7, 8 notes, up to 4 octaves : duets,
finger gymnastics, study of rhythm, technique, etc.

MUSICAL GAMES N.D.S.

SERIES I: THE STAFF (11 inches by 37) :

For note-reading, musical dictation, scale writing,
ledger lines.

SERIES II: THE BLUE BOX: Rhythm exercises.

58 cards, 100 bars of simple and compound time.

SERIES III: THE KEYBOARD AND THE STAFF :

(11 inches by 20). For beginners.

SERIES IV: THE GOLDEN BOX :

For note-reading and writing, by means of ready-made
notes ; study of scales and intervals with dominos.

DOMINOES (size to fit on white keys).

TECHNIQUE AND VISUAL MEMORY (4 plans) :

plans of technical work, including scales, chords
and arpeggios, dominant and diminished sevenths.

(Each plan is also available separately.)