

Wedding

January 25, 2018

THE
RECORD

INSIDE

Wedding
photos
of local
couples





Lesley Lynch and Dorothy Watt

October 16, 1954

Hotel Richmond in Richmond, Quebec

These two special people held a very special place in my heart (submitted by daughter-in-law Pennie Lynch.)



Paul and Virginia Boileau

September 22, 1956

Dubuque, Iowa, USA



Doris Maynes & Glenn McGovern

April 6, 1968

St. Paul's United Church, Waterloo, Quebec

Modern confections enhance weddings

Tradition states that wedding cakes are to be tiered masterpieces featuring white cake and white frosting. However, today's modern couples are going in decidedly different directions with their wedding cakes. Often the dessert is as varied and unique as the couple themselves.

Wedding cakes can be created to match couples' individual styles and tastes, as well as the color scheme of the wedding. Shapes and sizes can be mixed and matched depending upon what the bride and groom envision. Working closely with a skilled cake artist can yield a truly exceptional confection.

Here are some ideas for embellishing wedding cakes and making them mirror the personality of the wedding.

- Consider a different shape other than standard round or square tiers. How about something that ties into your theme, such as a seashell or a sandcastle for a beachside wedding?

- There are many decorating styles available and you may not have to go with the traditional buttercream icing. Rolled fondant can be cut and shaped into a variety of embellishments. Talk with the cake designer about his or her specialties in cake design, and ask to see a look-book of past cakes created. Be sure

the person whose work you are reviewing will be the actual person doing your cake.

- Consider matching the flowers in bouquets and table settings on the cake. Skilled decorators can create sugar or piped flowers that rival the look of the real thing.

- Base the cake on the style of the bride's wedding gown. A cake artist may be able to mimic the look of lace, beading, appliques and more. A photo of the gown may be all the inspiration the professional needs.

- Who says you need to have vanilla? Today's cakes come in so many flavors,

including chocolate fudge, banana, carrot, caramel, pumpkin, and so many more. Ask about the cake flavors and filling offerings. Can't decide? Find out if you can have multiple flavors, where each tier is a different option.

- Save your appetite. Consider skipping the extensive dessert bar so guests can truly savor your cake. (Metro Creative)





Decoration Services for Weddings

Come see the binders full of photos illustrating the various projects we've already done. They will give you a glimpse of our know-how.



Come visit the store to discover the magical atmosphere of Choco Party and its many products!

680 King East, Sherbrooke (QC), J1G 1C2
T. 819-563-6665 • F. 819-563-4436



Claudette Beaudry
Florist-owner

Large selection of fresh or silk flowers for your Wedding !!!

Helium Balloons and blooming plants are also available for your Decor !!!!

Thank you for shopping local.

Fleuriste Lennoxville
 159 Queen, Sherbrooke, QC J1M 1K1
 Tel. 819-564-1441
 Toll free (888) 564-1441
 Info@Fleuriste-Lennoxville.qc.ca





Lennart Linholm & Elsie Elizabeth Loke

September 6, 1969

St. Peter's Anglican Church in Sherbrooke



Daniel Bousquet and Gail Ashman

June 21, 1975

St. James Anglican Church, Hatley

7 tips for a great honeymoon

A couple's honeymoon is their first real chance to relax and unwind after the hustle and bustle of wedding planning. Couples who want to make sure their first getaway as husband and wife goes off without a hitch might want to heed the following advice.

1. Start saving early. Honeymoons are expensive, so to afford the vacation of your dreams it's wise to begin saving for the honeymoon as early as possible. It may be well worth it to compromise and make sacrifices in other areas to ensure you have enough funds for your dream honeymoon getaway. Do not expect cash gifts at your wedding to pay for your trip. If you do, you may be sorely disappointed when the time comes to take off.

2. Read online reviews. Online reviews can paint an accurate picture of a potential honeymoon destination. Look at vacationer-supplied photographs to see how the accommodations match up to the resort's own marketing materials. You don't want too many surprises, such as service fees, dirty rooms or a lack of

beach amenities, to ruin your trip.

3. Plan at least one exciting outing. While on your honeymoon, be sure to go on at least one adventure. Try an activity you have never done before, such as snorkeling, traveling a zip line or swimming with stingrays.

4. Pack early. After a long wedding day and reception spent dancing into the wee hours of the morning, you probably do not want to spend time packing. Pack your suitcases and travel essentials in advance of your wedding day so you have more time to sleep in before you depart for the airport. Also, remember not to over-pack. You want to have room for the souvenirs you purchase along the way.

5. Enjoy your surroundings. Put down the smart-phone or tablet enough to truly enjoy your surroundings. A honeymoon is an opportunity to relax, and that may not be possible if you're tied to your devices. Friends at home can wait for your status updates and wedding pictures



"Your event is our event"



Loca Réception
TOUT POUR VOTRE ÉVÈNEMENT

450, rue Didace, Magog (Québec) J1X 2P4
Access also by 527, rue Sherbrooke

www.locareception.ca Tel.: 819.843.1148
info@locareception.ca Toll free: 1.877.843.4322

We're here to show you the way to find your Home Sweet Home!



Stephane Faucher
Real Estate Broker
Cell: 819-620-8487
sfaucher@sutton.com



Browse our latest listings online, or call to speak with us today.



Helen Labrecque
Real Estate Broker
Cell: 819-572-1070
hlabrecque@sutton.com


SUTTON Groupe Sutton - membres Immobilier Estrie
819-820-0777



Colleen King & Nil Aubin
September 14, 1985
Johnville, Quebec



Colleen King with her attendants Jackie
and Winston



Be smart about wedding beauty preparation

All eyes are on the bride and groom on their wedding day. Feeling beautiful and dapper can boost a couple's confidence and ensure they look back on their wedding photographs and videos with pride.

Certain beauty basics and makeup and hair strategies can help any bride look spectacular on her wedding day. The following are some dos and don'ts of wedding day beauty preparations.

DO employ the services of a professional hairstylist and makeup artist. Professionals have the experience and tools of the trade to help you to look your best. From contouring to make your face seem slimmer to enlarging the appearance of small eyes, some tricks of the trade are best left to the pros.

DON'T forget to schedule a trial run. Make this appointment several months before the wedding day so you have ample time to work with your stylists and experiment with colors and hair arrangements to fit your personality and the style of your gown. Take plenty of pictures and notes so you will remember what needs to be on hand for the wedding day.

DO allot enough time for the wedding day beauty appointment. If you will be going to a salon, block out two or more slots instead of one. This way the stylist does not overbook and will not feel rushed. Many brides opt to have stylists come to their homes. There may be an extra charge for this service, but it may be well worth the cost.

DON'T make any drastic changes to your appearance right before the wedding. This includes changing your hair

color or texture, extreme tanning, using colored contact lenses, or chopping off all of your hair. It's better to wait until after the wedding to change your style.

DO bring a veil, headpiece, hair extensions, and any other accessories to your hair consult. This enables the stylist to practice working with these items.

DON'T wash or condition hair the day of the wedding. Intricate styles tend to stay better when hair has a little grip. "Dirty" hair is easier to work with than shiny, freshly washed locks. If you must wash, remember to thoroughly dry your hair before going to your appointment.

DO wear a little extra makeup than you are accustomed to wearing because it will show up better in photos. However, do not wear so much that you look clownish. A makeup artist can help you achieve the right balance.

DON'T have bridesmaids wear makeup that is bolder than yours, especially red lips. No one should upstage the bride.

DO bring a pain relief medication in case a tight hairstyle or headpiece causes a headache.

DON'T forget that men need a little help as well. Exfoliation and moisturization can help dry skin. Guys should use a new razor and plenty of cream before shaving to avoid irritation. A dusting of finishing powder can banish shiny noses and foreheads for photo-ready faces.

Chances are more photographs will be taken of a newlywed couple than at any other moment in their lives. Certain beauty dos and don'ts should be followed so couples put their best faces forward. (Metro Creative)



AN ENGLISH ROSE LUXURY LIFESTYLE WEDDINGS

Établie depuis 2007, née en Grande-Bretagne, planificateurs de mariage à Montréal An English Rose se spécialise dans le travail avec des couples qui planifient un mariage City Chic Montréal, ou un mariage champêtre dans les environs.

Established since 2007, British born, Montreal Wedding Planner An English Rose specialises in working with couples who are planning a City Chic Montreal Wedding, or a Country Wedding in the surrounding areas.



an-english-rose.com | 514 448 2467 | rachel@an-english-rose.com



Carl Turcotte and Sherry Nugent
August 15, 1987
St. George's Church, Lennoxville



Brian & Pennie Lynch
September 29, 1990
Danville

Our Blessings: 5 beautiful children, 7 adorable grandchildren and one big crazy family



BLŌMA

FLEURISTE - ART VÉGÉTAL

Savoir faire and innovation

At Bloma, we design stunning bouquets and floral arrangements for your Big Day. We stand out thanks to the quality and finesse of our creations, our versatility and our desire to see your expectations exceeded.



For more information, Call
(819)569-9999
or consult our website
www.blomafleuriste.com

87 Wellington North,
(down town) Sherbrooke



NEEDLEMAN'S

bridal & formals

Vermont's **Largest** Selection of Bridal & Formal Wear Since 1925

2018 Wedding Gowns Have Arrived!

See our new Designers:

• Allure Bridal • Maggie Sottero • Mori-Lee • And many more! •

15% off Bridesmaids Dresses order by March 15th, 2018

GROOM'S TUXEDO FREE


• With 5 paid rentals plus 50% off the rest of the party •
Now Exclusively at Needleman's: **Michael Kors Tuxedos**

100 Main Street, Newport, VT

Newport 802.334.8000 • Burlington: 802.660.7212

ST. ALBANS STORE WILL RE-OPEN IN APRIL FOR PROM SEASON!

FOLLOW US ON FACEBOOK • Open 7 Days a Week • www.needlemansbridal.com





Jo-Ann Hovey & Bill Pratt

October 6, 1990

St. Patrick's Church in Sherbrooke

Driven away in the late Jacques Vaillancourt's 1961 Plymouth convertible



Penny Thompson & Terry Lane

July 27, 1991

St. Mark's Chapel (Bishop's University), Lennoxville

How to pull off a destination wedding

Destination weddings are a great way for couples to commemorate their big days in an idyllic locale. According to the Association of Bridal Consultants, 5 to 7 percent of all weddings are destination weddings, indicating that couples no longer feel obligated to tie the knot in their hometowns.

Though a destination wedding can create cherished memories for couples and their guests, couples must be realistic before they commit to walking down the aisle on a Caribbean beach or in a Scottish castle. For instance, couples who still hope their friends and family members can share in their special days must know that a destination wedding might drastically reduce the number of guests who can make it to the wedding. So when planning a destination wed-

ding, couples would be wise to take a few things to heart.

Make it an affordable affair. Couples often fret about financing their weddings, and the same concerns might come up for those invited to a destination wedding. Don't choose a destination that will require guests to spend a substantial amount of money for a single weekend. Doing so is unfair to your guests, and it might keep many of them from attending the wedding.

Get the word out early. A destination wedding is typically held in an idyllic locale, and such destinations are usually expensive to visit. Couples should keep this mind and get the word out as early as possible, sending out their save-the-date cards earlier than they would if they were having a more traditional


wedding. The earlier you get the word out, the less expensive and more flexible flights might be, saving you and your guests money.

Seek discounts. Couples who choose traditional weddings are eligible for hotel discounts, wherein the hotel will reserve a block of rooms for the couple and their guests. This is also true for destination weddings. Thanks to the growing popularity of destination weddings, many resorts now have wedding packages that discount rooms for all involved with the wedding. Vendors are often open to negotiation as well.

Hire a wedding planner. Couples who choose a more traditional wedding can usually get by without the help of a wedding planner. However, couples going the destination wedding route will almost certainly need a wedding planner, especially for those getting married in a foreign country where another language is spoken.

In idyllic locales, there may be wedding planners who specialize in destination weddings. Many resorts even have wedding planners on staff or on call. Wedding planners can be expensive, but they're a necessary expense when planning a destination wedding.

Stay calm. One of the best things about a destination wedding is that they are typically devoid of the stress that comes with planning a more traditional wedding. That's especially true of island weddings, where vendors often move at a slower pace than mainland vendors. What's more, options with respect to decor and cuisine might be more limited



for island weddings, so couples won't have to agonize over each and every decision. That said, couples need to adapt to this more laid back approach and make the most of it rather than stressing out over communication mishaps or other bumps in the road.

Don't make your wedding day your first day there. While a Parisian wedding might sound like the stuff of fairytales, couples who have never before been to Paris should visit at least once prior to their big day, if not once before choosing the destination. This will give you a feel for the locale and a reason to enjoy a pre-wedding getaway. (Metro Creative)

Reception Hall Austin Quebec

Dates still available for 2018 weddings



Contact us at
info@grange-manson-barn.com

We can help you plan your celebration and recommend wedding planners, caterers and musicians for your perfect day

The Manson Barn is located at 4 Fisher Road, Austin, Quebec J0B 1B0



Ben Rivett and Colleen Bobbitt

May 1, 1993

Huntingville, Quebec

The basics of shopping for wedding rings

Engagement ring purchases are usually a solo endeavor, with the groom having an idea of the ring style and color his bride-to-be prefers. But couples usually shop for their wedding ring sets together, and such excursions can be special and meaningful.

Like many decisions couples make when planning their weddings, choosing rings comes down to personal preference. There are no steadfast rules when it comes to purchasing wedding rings, but some guidelines can make shopping far easier.

As couples prepare to shop for rings, it can help for each person to list the attributes he or she would like in a ring. This should include the type of metal, color, width, and even cost. Couples may find they have different preferences, and this is perfectly fine, as wedding rings do not have to match.

A wedding band should complement the engagement ring but not be a perfect match. An ornate engagement ring might look better with a simple band, and vice-versa. Similarly cut gemstones also can complement an engagement ring. If the bride chooses to wear both her engagement ring and wedding band together on the same finger, she should choose a band that will accommodate the curves of uniquely shaped engagement rings.

Couples can make some early choices even before they visit jewelry stores. Narrow down your options so the experience will not be overwhelming. When the time comes to shop, give yourselves at least two months to browse and then choose the rings you like best.

Lifestyle and daily routine should be considered at all times. These rings will be worn daily, and no one wants to fret about a ring being too delicate to stand up to everyday wear and tear. Also, think long-term. Trendy rings can be fun, but will they still seem like such a good idea when you are celebrating your twentieth wedding anniversary?

When getting rings sized, both the bride and groom should go when their fingers aren't swollen from exercise or early in the morning after they may have retained fluid. Shopping should take place when hands aren't too hot or cold. This will allow the best size so the bands fit comfortably and will have enough wiggle room should fingers swell or shrink a little bit.

People can protect their investments by keeping the ring on as much as possible and only removing it when engaging in demanding physical activity or when working with chemicals. Store the ring in a safe spot when you are not wearing it so you are less likely to lose it.

How to approach music on your wedding day

Music often plays an important role on festive occasions, and wedding days are no exception. The right music can make a wedding day that much more meaningful, while the wrong music can make a couple's big event memorable for all the wrong reasons.

Though music selection might seem like one of the easier decisions couples must make, those about to tie the knot typically must make a host of music-related decisions regarding their wedding day, including whether to choose a live band or a deejay to perform at their wedding receptions. While the reception is when music might be most on display, couples planning their weddings must think beyond the reception when setting the musical tones for their weddings.

The ceremony itself often sets the tone for a couple's wedding day. A beach wedding, for example, often creates a laid back atmosphere, while a ceremony held in a large church or temple often sets a more formal tone. Music played during the ceremony also goes a long way toward setting the tone couples hope to establish.

When choosing music for the ceremony, couples should first consider the venue where they are tying the knot. Some, such as houses of worship, may have rules pertaining to what can and cannot be played

inside the venue. Classical, hymnal or professional music often makes the best fit when weddings are taking place in more formal venues. Outdoor weddings tend to give couples more leeway. But in general couples don't want to choose any music that's too loud or over-the-top for their ceremonies.

Keep in mind that while the music played during the ceremony can set the tone for the day, this music can vary significantly from the music played during the reception.

Many couples prefer deejays to live bands for their wedding receptions. Deejays can play favorite songs as couples and their guests know them, while bands can only play their own renditions of those songs.

Another thing to consider when choosing between a deejay or live band for the reception is the venue itself. Some venues are smaller and unable to accommodate a full band, while others may not have ideal acoustics, making it difficult for a live band to sound as good as they might in a more music-friendly environment.

Music plays an important role on couples' wedding day. Choosing music for the ceremony and the reception is often fun, couples must take such decisions seriously. (Metro Creative)

The Hut welcomes all your inquiries for rental of their air conditioned banquet hall:

*Wedding Receptions
Anniversary Parties
Private Parties
Banquets
Funeral Receptions*

To find out more call
ANAF Unit 318
The Hut
300 St. Francis Street
Sherbrooke
(borough of Lennoxville)



FOR INFORMATION:

The Hut
819- 346-9122

Nina
ninars24@gmail.com

How to have an eco-friendly wedding

Couples can make their wedding even more special by planning and hosting an eco-friendly ceremony.

Couples commonly look for ways to set their weddings apart from those of their friends and families. Doing so helps create unique memories for the bride- and groom-to-be, while ensuring guests have a good time as well.

One of the ways couples can distinguish their nuptials from those of friends and family is to make their big day an eco-friendly affair. Going green for your wedding is a wonderful way for eco-conscious couples to keep the environment in mind on one of the most memorable days of their lives. The following are a few ways to plan and host a green wedding.

- Start with the jewellery. A couple's journey to their wedding day typically begins with the marriage proposal, and that often includes an engagement ring. Even this time-honored tradition can be done in an eco-friendly way. Shop for jewelers who use recycled stones and metals, which can be used to create beautiful and unique items.

Another way jewelry can be green is to purchase vintage or antique items, which are obviously reusable and sustainable. Couples can also use family heirlooms, both for the engagement ring and the wedding rings.

- Address your attire. Brides hoping

to take an eco-friendly walk down the aisle can shop for a gown that's stylish and sustainable. A family gown can be re-fitted to fit the bride-to-be, or brides can take advantage of the growing popularity of environmentally conscious attire and choose a gown made from sustainable materials. Many of the top designers now make gowns produced from such materials, so finding these gowns is no longer akin to searching for a needle in a haystack.


- Go green with the invitations. One of the easiest ways to go green at your wedding involves the wedding invitations. Couples have myriad options at their disposal when it comes to eco-friendly invitations, whether it's post consumer-waste paper, tree-free paper or digital invitations sent via the Internet. Each of these options reduces your wedding's carbon footprint without sacrificing quality or lessening the significance of the big day.

Another way to create more eco-friendly invitations is to use a Web site such as TheKnot.com, where couples can create their own wedding page and include information regarding the ceremony as well as directions, hotels and other information that would otherwise be disseminated with the paper invita-

tions. Having all of this information available on your personal wedding Web site reduces your paper consumption and makes it easier for guests to find all the pertinent information regarding your big day.

- Get beautified in an environmentally friendly way. Women often spend hours on their wedding day with hairdressers and makeup artists, and even this tradition can be done in an eco-friendly way. Choose all-natural beauty products instead of using conventional cosmetics, many of which contain toxic chemicals. When shopping for a salon to visit the morning of your wedding day, look for one that's eco-friendly. Such salons are growing in popularity, so they should not be too difficult to find.

- Don't forget the flowers. Flowers add significant aesthetic appeal to a wedding, and couples can make them even more appealing by choosing local flowers that are in-season. Local and seasonal flowers won't need to be transported as far as their exotic and out-of-season counterparts, cutting down on a floral arrangement's carbon footprint. Also, when shopping for a florist, look for one who specializes in organic flowers, which are never sprayed with potentially harmful pesticides or



fungicides.

Couples about to tie the knot can make their weddings even more special by making the festivities environmentally friendly.

How to throw a successful outdoor wedding

Outdoor weddings are romantic when done right, and a growing number of couples are exchanging vows amid an expansive garden or with the splendor of the pounding surf providing a picturesque backdrop. If Mother Nature cooperates, outdoor weddings can go smoothly. But even if the weather does not cooperate, there still are ways couples can enjoy a memorable ceremony.

Preparation and planning help keep outdoor weddings moving along. Weather can be unpredictable and unforgiving, so it is always best to account

for various scenarios. The following are some tips to consider.

- Be mindful of hot weather. Many outdoor weddings occur when temperatures are at their warmest. As anyone who has had to sit outdoors in the blazing sun for an extended period of time can attest, it can grow quite uncomfortable, especially when everyone is dressed to the nines. Advise guests in advance that the wedding will be taking place outdoors and to dress accordingly. Arrange to have shaded areas for guests who may struggle with the heat. Keep chilled bottled water nearby so guests

can stay cool and refreshed. Ask the efficient to keep the ceremony brief so that guests are not melting away in their seats.

- Keep wind in mind? A stiff breeze can upset tents and wreak havoc on hairstyles. Be sure everything outdoors is properly secured and weighted down. Avoid light fabrics on a wedding gown that will get swept away by wind. A short, blusher veil may be more appropriate than a sweeping train. Couples should advise their hairstylists that they will be getting married outdoors, and looks should be well secured by bobby pins and gel to keep hair in place. Stick to real dishes for food service, as plastic or lightweight materials may get blown away.

- Ensure accessibility. Outdoor terrain can prove tricky, especially for older guests or those with mobility issues. When scouting locations, select a wheelchair-accessible spot that can be easily traversed. Understand that turf can become water-logged and challenging to walk over should it rain the day of the wedding or prior. Plastic or fabric runners may make things easier. Also, choose a location that isn't too far off the beaten path. It should be close enough to a parking lot and not require guests to have to take an extended hike through nature.

- Ensure food is properly chilled or heated. Dining outdoors means keeping food safety in mind. Food that is supposed to be kept cool should remain on ice or be refrigerated until served. Hot foods should remain hot. Food in chafing dishes or served buffet-style also should be protected from insects. Improper handling of food can result in food borne illnesses. No one wants to remember a wedding for intestinal discomfort.

- Use fresh flowers in potted plants. Cut flowers tend to wilt prematurely in hot weather. Rather than waste money and beautiful flowers, choose potted plants that will thrive if well-tended. Guests can then take the plants home and continue to cherish the wedding long after it is over.

- Budget for a tent. It is always better to have a contingency plan. Even if you have your heart set on an outdoor wedding, have a backup plan in place if the weather is uncooperative. A tent with surrounding sidewalls may be sufficient. Otherwise, determine if there is an indoor location that can be kept on standby.

Make sure Mother Nature doesn't rain on your outdoor wedding. Plan for all the possibilities so that an outdoor ceremony or reception goes as smoothly as possible. (Metro Creative)

