

A39591


Respectueusement dédiés aux Pensionnats des Révérendes Soeurs de la
Congrégation de Notre-Dame.

EXERCICES QUOTIDIENS



-DU-

PIANISTE




Albertine Morin-Labrecque



Published by
ALBERTINE MORIN-LABRECQUE
MONTREAL, CANADA.






Respectueusement dédiés aux Pensionnats des Révérendes Soeurs de la
Congrégation de Notre-Dame.

EXERCICES QUOTIDIENS



- DU -

PIANISTE



Albertine Morin-Labrecque



Published by
ALBERTINE MORIN-LABRECQUE
MONTREAL, CANADA.

EXERCICES QUOTIDIENS DU PIANISTE

Respectueusement dédiés aux Pensionnats des Révérendes Soeurs de la Congrégation de Notre-Dame.

ALBERTINE MORIN-LABRECQUE

Ces exercices peuvent être travaillés par les élèves du cours musical complet.

Observez méthodiquement toutes les indications.

Étudiez toujours très lentement et avec fermeté.

Évitez d'effleurer les notes.

Que les doigts fassent seuls le travail sans l'intervention du poignet.

Les notes soulignées indiqueront à l'élève un léger repos qui lui fera mieux remarquer le rythme.

La première note de chaque groupe devra être jouée avec plus de vigueur.

10 fois chaque reprise

Bien soutenir les blanches.

MT
225
M673
1919

786.2193
M8586.2
19A
FOL

1 3 4 5 3 | 1 3 5 3 | 1 4 5 2 3 | 1 4 3 5 4 2

1 1 | 1 2 3 4 | 1 3 2 | 1 2 3 4

5 4 3 2 | 5 5 | 5 4 1 | 5 5

5 4 2 5 4 2 | 4 3 1 4 3 1

1 | 1 | 5 4 2 3 5 4 2 | 4 2 3 4 2 4 3 2

5 4 3 4 | 5 4 3 4

4 2 4 2 4 2 | 4 3 4 2 4 | 3 4 5 3 4 5 4 3 | 4 5 4 3 4 3 5 4 | 5

3 1 3 1 3 1 | 4 3 4 2 4 | 3 4 5 3 4 5 4 3 | 4 5 4 3 4 3 5 4 | 5

Staccato des doigts
de la main droite.

1 2 3 1 | 4 2 5 2 | 3 4 5 4

5 3 1 3 4 | 5 4 3 1 2 4 | 5 3 1 3 4

3 4 3 2 | 1 5 3 2 | 1 4 3 2 | 1

5 3 1 3 4 | 5 3 1 3 4 | 5 4 3 2 1 3 5 3 | 1 2 1 2 3 4 3 4

Staccato des doigts
de la main gauche.

1 3 5 4 2 | 1 3 5 3 | 1 3 5 4 3 2

5 3 2 1 | 2 1 2 3 | 4 3 2 5

2 1 3 2 4 3 2 1 2 1 2 3 4 1 2 3 5 4 5 2 1 4 3 2

3 2 1 3 2 3 1 2 5 3 2 1 2 1 2 3 5 3 2 1 2 1 2 3

1 2 3 4 1 2 3 4 5 4 5 1 4 3 3 1 2 3 1 2 3 4

5 2 1 3 2 3 1 2 3 2 1 3 2 3 1 2 3 2 1 3 2 3 1 2

5 4 5 4 2 1 3 2 4 5 4 5 3 4 3 4 3 4 3 5 3 4 3 5 4

3 1 3 2 1 2 3 1 1 2 3 4 2 3 1 2 1 2 1 2 3 2 3 5

Exercice de répétition pour la main droite.

Adaptez à cet exercice le rythme de la 1^{ère} page.

4 3 2 1 4 3 2 1 4 3 2 1 4 3 2 1 4 4 4 4

4 3 2 1 4 3 2 1 4 3 2 1 4 4 4 4 4 4 4

5 5 5 5 4 4 5 5 4 4 5 5 4 4

4 4 4 4 3 1 4 4 4 4 4 4 2 4 4

5 4 5 4 5 4 5 4 1 5 4 5

Exercice de répétition, main gauche.

Musical notation for the first system of the exercise. The treble clef staff contains chords, and the bass clef staff contains a rhythmic pattern of eighth notes. Fingerings are indicated with numbers 1-5, and accents are placed above the notes.

Musical notation for the second system of the exercise, continuing the rhythmic pattern in the bass clef staff and chords in the treble clef staff.

L'objet principal de cet exercice est de donner de la vigueur et de la précision au 5^{ème} doigt

Musical notation for the third system of the exercise, focusing on the fifth finger in the treble clef staff with a sequence of eighth notes.

Musical notation for the fourth system of the exercise, continuing the fifth finger exercise in the treble clef staff.

Musical notation for the fifth system of the exercise, showing a first ending bracket over the final measures of the system.

Musical notation for the sixth system of the exercise, concluding with a final cadence in the treble clef staff and a descending eighth-note sequence in the bass clef staff.

First system of musical notation. The treble clef staff contains a melodic line with various fingerings (1-5) and slurs. The bass clef staff contains a bass line with similar fingerings and slurs. The key signature has two flats.

Second system of musical notation. The treble clef staff features a more complex melodic line with many slurs and fingerings. The bass clef staff continues the bass line with slurs and fingerings.

Third system of musical notation. The treble clef staff has a melodic line with slurs and fingerings. The bass clef staff has a bass line with slurs and fingerings.

Fourth system of musical notation. The treble clef staff has a melodic line with slurs and fingerings. The bass clef staff has a bass line with slurs and fingerings.

Fifth system of musical notation. The treble clef staff has a melodic line with slurs and fingerings. The bass clef staff has a bass line with slurs and fingerings.

Sixth system of musical notation. The treble clef staff has a melodic line with slurs and fingerings. The bass clef staff has a bass line with slurs and fingerings.

