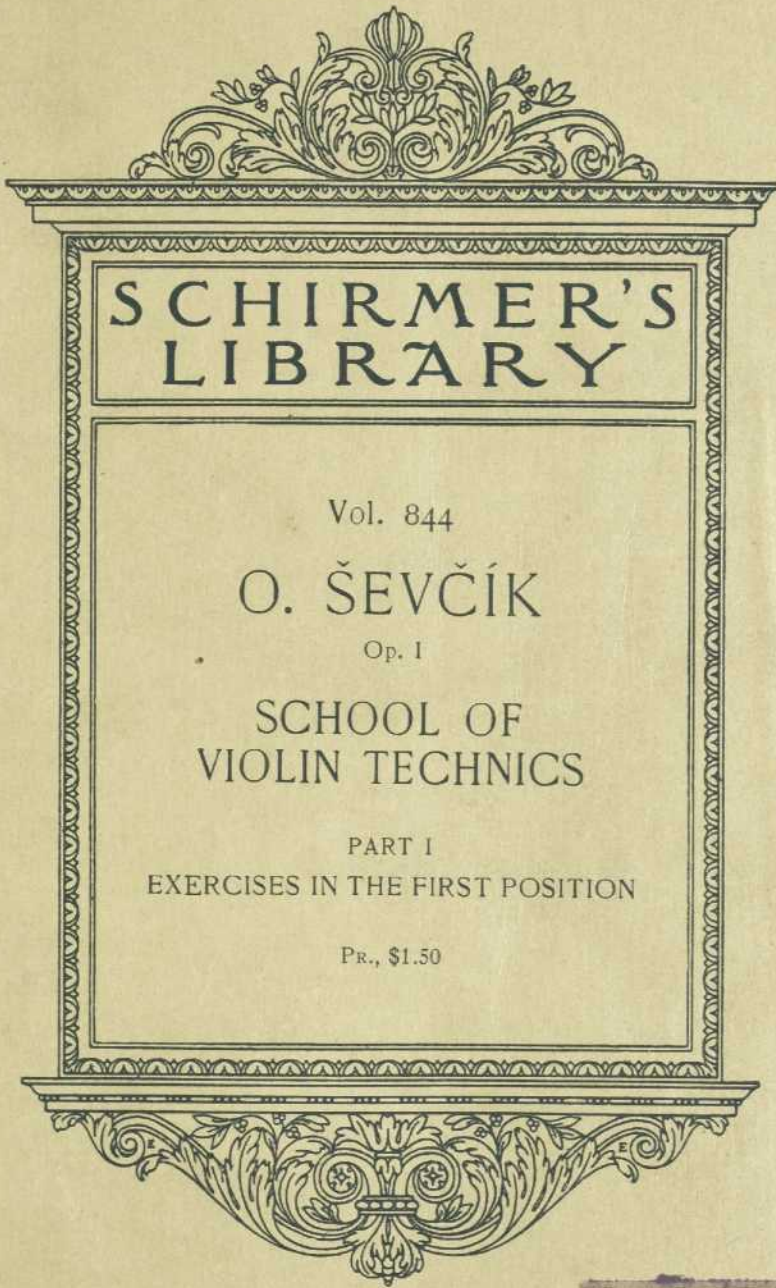


BSS



SCHIRMER'S
LIBRARY

Vol. 844

O. ŠEVČÍK

Op. 1


SCHOOL OF
VIOLIN TECHNIQS

PART I
EXERCISES IN THE FIRST POSITION

Pr., \$1.50

ED. ARCYMBAUT
PIANOS
312, SAINT-CATHERINE EST
MONTREAL, QUEBEC

Department of Education
Division of Technical Education



787.2
5907-2
1905
MUS-ETV

BSS

Schirmer's Library of Musical
Classics

• •

Vols. 844-847

O. ŠEVČÍK

Op. 1

SCHOOL OF
VIOLIN TECHNIQS

IN FOUR PARTS

EDITED BY
PHILIPP MITTELL

NEW YORK : G. SCHIRMER
BOSTON : THE BOSTON MUSIC CO.
Copyright, 1905, by G. Schirmer

Erster Teil.

Erste Lage.

Fingerübungen auf einer Saite.

Man wiederhole jeden Takt mehrere Male, langsam und schnell, gestossen und gebunden, und achte, dass die Finger gleichmässig und fest aufschlagen. Siehe Anmerkung zu Op. 8.

Part First.

First Position.

Finger-exercises on One String.

Repeat each measure several times, both slowly and quickly, *détaché* and legato; and be careful that the fingers make the stops evenly and firmly. Read the Remarks at the head of Opus 8.

1.

Ausführung:
Execution:



*) 1 — 1 2

*) Die Finger fest liegen zu lassen.

| *) Keep the fingers down firmly.

*chut pour en rond
index droit
pouze "cassi"
archet droit*

~~2.~~



4.

Man wiederhole zuerst jeden Takt einzeln, dann zu zweien.

Repeat each measure by itself at first; then 2 together.



This page contains 12 staves of musical notation, likely for a guitar or piano. The notation is written in a single system across the page. Each staff begins with a treble clef and a common time signature (C). The music consists of continuous eighth-note patterns, often grouped in pairs or fours, and is frequently beamed together. The key signature changes throughout the piece, with various sharps and flats appearing. A large checkmark is drawn at the beginning of the first staff. The notation is dense and rhythmic, typical of a technical exercise or a specific style of music.

This page contains 12 staves of musical notation, all in treble clef. The notation is dense and features a variety of rhythmic patterns and melodic lines. The first seven staves consist of continuous eighth-note passages, often grouped with slurs and including dynamic markings such as *o* and *4*. The eighth staff continues this pattern with a different melodic contour. The final four staves (ninth to twelfth) feature a more complex rhythmic texture, with groups of eighth notes and sixteenth notes, often beamed together and marked with slurs. The key signature changes throughout the piece, with various sharps and flats appearing across the staves.

The page contains 12 staves of musical notation. The first six staves are melodic, each starting with a treble clef and a key signature of one sharp (F#). The notes are primarily eighth and sixteenth notes, often grouped with slurs. Various accidentals (sharps, flats, naturals) are used throughout. The last six staves are more rhythmic, featuring a consistent eighth-note pattern with slurs. The bottom staff concludes with a fermata symbol.

6.



Handwritten numbers 1, 2, 3, and 4 are written on the left margin, corresponding to groups of staves.

Group 1 (Staff 1-4): Four staves of music. The first staff has a treble clef and common time signature. The music consists of a melodic line with slurs and sharp accidentals.

Group 2 (Staff 5-8): Four staves of music. The first staff has a treble clef and common time signature. The music consists of a melodic line with slurs and sharp accidentals.

Group 3 (Staff 9-12): Four staves of music. The first staff has a treble clef and common time signature. The music consists of a melodic line with slurs and sharp accidentals.

Group 4 (Staff 13-16): Four staves of music. The first staff has a treble clef and common time signature. The music consists of a melodic line with slurs and sharp accidentals.

7.

This page contains 11 staves of musical notation. The notation is written on a grand staff (treble clef) and includes various musical symbols such as notes, rests, and accidentals. The music is organized into measures, with some measures containing complex rhythmic patterns and fingerings. The first staff begins with a treble clef and a key signature of one flat (B-flat). The notation includes a variety of note values, including eighth and sixteenth notes, and rests. The music is written in a style that suggests it is a technical exercise or a short piece for a single melodic line. The page number '11' is located in the top right corner.

This page contains 12 staves of musical notation, likely for a guitar or piano. The music is written in a single system with a treble clef and a key signature of one sharp (F#). The notation consists of eighth and sixteenth notes, often beamed together in groups. Many notes are tied across bar lines. Fingerings are indicated by numbers 1-4 above the notes. Some notes have an 'x' above them, possibly indicating a natural harmonium or a specific playing technique. The music is divided into measures by vertical bar lines, with repeat signs (double bars) appearing at the end of several measures. The overall style is that of a technical exercise or a short piece of music.

Five staves of musical notation, each containing four measures. The notation includes various accidentals (sharps, flats) and phrasing marks (slurs, ties). The first staff starts with a treble clef and a common time signature. The notes are mostly eighth and sixteenth notes, often beamed together.

8. *)

Seven staves of musical notation, each containing three measures. The notation is more complex, featuring triplets, sixteenth-note runs, and various fingerings (1, 2, 3, 4). The first staff begins with a treble clef and a common time signature. The exercises focus on technical precision and string control.

*) Diese Übungen sollen auf jeder Saite geübt werden.

*) Practise these exercises on each string.

The musical score consists of 12 staves of music, each containing three measures. The notation is as follows:

- Staff 1: Treble clef, common time. Measure 1: quarter notes G4, A4, Bb4, C5, with fingerings 1, 1. Measure 2: quarter notes D5, C5, B4, A4, with fingerings 1, 3, 4, 1. Measure 3: quarter notes G4, F4, E4, D4, with fingerings 4, 4, 4, 4.
- Staff 2: Treble clef, common time. Measure 1: quarter notes C5, B4, A4, G4, with fingerings 4, 4, 3, 4. Measure 2: quarter notes F4, E4, D4, C4, with fingerings 4, 4, #3, 4. Measure 3: quarter notes B3, A3, G3, F3, with fingerings #3, 4, 4, 4.
- Staff 3: Treble clef, common time. Measure 1: quarter notes E3, D3, C3, B2, with fingerings #3, 4, 4, 4. Measure 2: quarter notes A2, G2, F2, E2, with fingerings 2, 2, 2, 2. Measure 3: quarter notes D2, C2, B1, A1, with fingerings 4, 3.
- Staff 4: Treble clef, common time. Measure 1: quarter notes G2, F2, E2, D2, with fingerings 4, 4, 4, 4. Measure 2: quarter notes C2, B1, A1, G1, with fingerings 4, 4, 4, 4. Measure 3: quarter notes F1, E1, D1, C1, with fingerings 3, 4.
- Staff 5: Treble clef, common time. Measure 1: quarter notes B1, A1, G1, F1, with fingerings 4, 4, 4, 4. Measure 2: quarter notes E1, D1, C1, B1, with fingerings 4, 4, 4, 4. Measure 3: quarter notes A1, G1, F1, E1, with fingerings 1, 1, 2, 4.
- Staff 6: Treble clef, common time. Measure 1: quarter notes D2, C2, B1, A1, with fingerings 2, 2, 2, 2. Measure 2: quarter notes G1, F1, E1, D1, with fingerings 2, 2, 3, 4. Measure 3: quarter notes C1, B0, A0, G0, with fingerings 4, 3.
- Staff 7: Treble clef, common time. Measure 1: quarter notes F1, E1, D1, C1, with fingerings 3, 3, 2, 1. Measure 2: quarter notes B0, A0, G0, F0, with fingerings 2, 2, 3, 4. Measure 3: quarter notes E0, D0, C0, B0, with fingerings 4, 4.
- Staff 8: Treble clef, common time. Measure 1: quarter notes G0, F0, E0, D0, with fingerings 4, 4, 4, 4. Measure 2: quarter notes C0, B0, A0, G0, with fingerings 4, 4, 4, 4. Measure 3: quarter notes F0, E0, D0, C0, with fingerings 4, 4, 4, 4.
- Staff 9: Treble clef, common time. Measure 1: quarter notes B0, A0, G0, F0, with fingerings 4, 3, 2, 1. Measure 2: quarter notes E0, D0, C0, B0, with fingerings 4, 4, 4, 4. Measure 3: quarter notes A0, G0, F0, E0, with fingerings #2, 3, 4.
- Staff 10: Treble clef, common time. Measure 1: quarter notes D1, C1, B1, A1, with fingerings 4, 2, 4, 4. Measure 2: quarter notes G1, F1, E1, D1, with fingerings #2, 2, 2, 3. Measure 3: quarter notes C1, B1, A1, G1, with fingerings 4, 4, 4, 4.
- Staff 11: Treble clef, common time. Measure 1: quarter notes F1, E1, D1, C1, with fingerings 4, 2, 4, 4. Measure 2: quarter notes B1, A1, G1, F1, with fingerings #2, 4, 4, 3. Measure 3: quarter notes A1, G1, F1, E1, with fingerings 3, 4, 4.
- Staff 12: Treble clef, common time. Measure 1: quarter notes G1, F1, E1, D1, with fingerings 4, 1, 1, 4. Measure 2: quarter notes C1, B1, A1, G1, with fingerings #3, #3, #3, 4. Measure 3: quarter notes B1, A1, G1, F1, with fingerings 3, 4, 4.

Übungen auf zwei Saiten.

Exercises on Two Strings.

Man wiederhole zuerst jeden Takt einzeln, dann zu zweien.

Repeat each measure by itself at first; then 2 together.

The musical score consists of 12 staves of music in G major (one sharp) and 2/4 time. Each staff contains two measures of music. The exercises are designed to be practiced individually and then together. Fingerings are indicated by numbers 1-4. Some notes are marked with an 'x' to indicate natural harmonics. The exercises progress from simple eighth-note patterns to more complex sixteenth-note and triplet patterns.

11.★)

Übung des rechten Handgelenks.

Dieses Beispiel ist mit allen folgenden Stricharten auszuführen.

Beispiel:
Example:

★) Man übe diese Übung langsam in der Mitte, dann erst an der Spitze und am Frosch.

17666

Practice for the Right Wrist.

Practise this exercise with each of the bowings marked below.

★) Practise this exercise slowly in the middle of the bow; after this, at the point and the nut.

A series of 64 numbered musical exercises for bowing techniques, arranged in six rows. Each exercise is written on a single staff in treble clef with a key signature of one sharp (F#). The exercises are numbered 1 through 64, with some numbers appearing above and some below the notes. The exercises consist of various rhythmic patterns and bowing techniques, including slurs, accents, and dynamic markings.

12.

A series of 12 numbered musical exercises for harmonic scales, arranged in five rows. Each exercise is written on a single staff. The exercises are numbered 1 through 12, with some numbers appearing above and some below the notes. The exercises consist of various rhythmic patterns and scale exercises, including slurs, accents, and dynamic markings. The exercises are written in various clefs and key signatures, including C major, G major, D major, and B minor.

*) Auch sind die harmonischen Tonleitern zu üben.

*) Also practise the harmonic scales.

13.

Tonleitern in Terzen.

Scales in Thirds.

Die eingeklammerten Zeichen #, x, h, sind nur bei der Wiederholung der einzelnen Moll-Tonleitern zu beachten.

The signs (#), (x) and (h) are to be observed only at the repetition of the minor scales.

The musical score consists of ten staves of music, each containing two measures of a scale in thirds. The scales are arranged in ascending and descending order for each key. The keys are: C major, G major, D major, A major, E major, B major, F major, C minor, G minor, and D minor. The notation includes treble clefs, common time signatures, and various musical symbols such as slurs, accents, and fingering numbers (1, 2, 4). Some minor scales have circled accidentals (#, x, h) above them, indicating specific alterations for the second measure of the scale. The final measure of the D minor scale includes the fingering sequence: 4, 1, 2, 1, 4, 1, 2, 1, 4, 1, 1, 4, 1, 1, 4.

Exercise 14 consists of six staves of music. The first five staves are in the key of D major (two sharps) and the sixth staff is in the key of D minor (two flats). The music features intricate sixteenth-note passages with various fingerings (1, 2, 4) and articulation marks (accents, slurs, and circles). Specific markings include '(x)' above the first staff, '(#)' above the second, third, fourth, and fifth staves, and a circled '1' at the end of the sixth staff.

14.

Übung in Sexten.

Exercise in Sixths.

This section contains six staves of musical notation for Exercise 14. The first staff is in common time (C) and the key of D major. The subsequent staves are in the key of D minor. The music features sixteenth-note patterns with various fingerings (1, 2, 3, 4) and articulation marks (accents, slurs, and circles). The notation includes a repeat sign in the first staff and various accidentals throughout.

Oktaven.

Octaves.

Musical score for exercise 15, consisting of six staves. The first staff is in C major and contains a sequence of eighth notes with fingerings 4, 1, 3, 2. The subsequent staves show chromatic and diatonic patterns in various keys, including B-flat major and A minor, with frequent use of octaves and specific fingerings like 4, 1, 3, 2, 4, 1, 3, 2, 4, 1, 3, 2.

16.

Nonen, Dezimen u.a.

Ninths, Tenths, etc.

Die Finger sind möglichst lange liegen zu lassen.

Keep the fingers down as long as possible.

Musical score for exercise 16, consisting of six staves. The first staff is in C major and features intervals of ninths and tenths with fingerings 4, 2, 3, 3, 1. The subsequent staves show chromatic and diatonic patterns in various keys, including B-flat major and A minor, with frequent use of ninths and tenths and specific fingerings like 4, 2, 3, 3, 1, 4, 2, 3, 3, 1, 4, 2, 3, 3, 1.

Dreiklang.

Tonic Triads.

18.)***)

Diese Übung ist mit jeder Strichart ganz auszuführen.

This entire exercise is to be practised with each of the given bowings.

Sp. An der Spitze } des Bogens.
Fr. Am Frosch }
G.B. Mit ganzem Bogen.

Pt. Near the Point } of the bow.
Nut Near the Nut }
W.B. Whole bow.

17666 Nut

*) Die Finger liegen lassen.

**) Diese Übung soll zuerst gestossen geübt werden.

*) Keep the fingers down.

13. G.B. W.B. Fr. Nut

14. Fr. Nut

15. G.B. W.B. Fr. Nut

16. Fr. Nut

17. G.B. W.B. Fr. Nut

18. Fr. Nut

19. G.B. W.B. Sp. Pt.

20. Sp. Pt.

21. Sp. Pt.

22. Fr. Nut

23. Sp. Pt.

24. Sp. Pt. G.B. W.B. G.B. W.B.

25. G.B. W.B. G.B. W.B. G.B. W.B. G.B. W.B.

26. Sp. Pt.

27. G.B. W.B. G.B. W.B.

28. G.B. W.B. G.B. W.B.

29. Fr. Nut 4

30. Sp. Pt.

31. Sp. Pt.

32. G.B. W.B. G.B. W.B. G.B. W.B.

33. Sp. Pt. G.B. W.B. G.B. W.B.

34. G.B. W.B. G.B. W.B.

35. W.B. G.B. W.B. 4

36. G.B. W.B. G.B. W.B.

37. Sp. Pt. G.B. W.B. G.B. W.B.

38. G.B. W.B. G.B. W.B.

39. Sp. Pt. G.B. W.B. G.B. W.B.

40. G.B. W.B. G.B. W.B.

41. 42.

43. 44.

45. 46.

47. 48.

49. 50.

This page contains 14 staves of musical notation for guitar. Each staff begins with a treble clef and a key signature of one flat (B-flat). The music is written in a style that includes many slurs, indicating long phrases. Fret numbers (1-4) are placed below the notes to indicate fingerings. Some notes are marked with an 'x', likely representing a natural harmonium or a specific technique. The notation includes various rhythmic values and rests, with some notes being half notes or quarter notes. The overall structure is a continuous sequence of notes across the staves, with some measures containing multiple notes beamed together.

Verminderter Septimenakkord.

Die ganzen Noten sind zu greifen, ohne gespielt zu werden.

Chord of the Diminished Seventh.

Hold down the whole notes without playing them.

The musical score consists of ten staves of music. The first staff shows a sequence of chords with triplets of eighth notes. The second staff begins with a treble clef and a common time signature, followed by a series of chords with eighth-note patterns. The third staff continues with similar chordal structures. The fourth staff features a change to a bass clef and includes some notes with fingerings (1, 2). The fifth staff has a treble clef and includes notes with fingerings (2, 3, 4). The sixth staff continues with complex chordal patterns and fingerings (3, 4, 3, 4). The seventh staff has a bass clef and includes notes with fingerings (3, 2, 3, 2). The eighth staff has a treble clef and includes notes with fingerings (3, 4, 3, 4). The ninth staff has a bass clef and includes notes with fingerings (3, 4, 3, 4). The tenth staff has a treble clef and includes notes with fingerings (3, 4, 3, 4). The score is densely packed with musical notation, including various clefs, time signatures, and fingerings.

This page contains 12 staves of musical notation in G major (one sharp). The music is written in a single melodic line on a treble clef. The notation includes various rhythmic values such as eighth and sixteenth notes, often beamed together. Fingerings are indicated by numbers 1, 2, 3, and 4. There are several instances of triplets and groups of four notes. The key signature is G major, indicated by a single sharp (F#) on the first line. The piece concludes with a final whole note chord on the twelfth staff.

This page contains 12 staves of musical notation for guitar. The music is written in treble clef with a common time signature (C). The notation includes various chords, fingerings (indicated by numbers 1-4), and articulations (indicated by circles and slurs). The music is organized into measures, with some measures containing multiple notes and chords. The overall style is that of a technical exercise or a piece of music for guitar.

This musical exercise consists of six staves of music. Each staff contains a series of arpeggiated chords, primarily in a major key with one sharp (F#). The chords are played in a rhythmic pattern, often with a dotted quarter note followed by an eighth note. Fingerings are indicated by numbers 1-4, and accents are shown above notes. Some notes are circled, possibly indicating specific techniques or phrasing. The exercise demonstrates various ways to arpeggiate different chords.

22.

Verschiedene Akkorde arpeggiert.

Arpeggios of Different Chords.

This musical exercise consists of five staves of music. Each staff contains a series of arpeggiated chords, primarily in a major key with one flat (Bb). The chords are played in a rhythmic pattern, often with a dotted quarter note followed by an eighth note. Fingerings are indicated by numbers 1-4, and accents are shown above notes. Some notes are circled, possibly indicating specific techniques or phrasing. The exercise demonstrates various ways to arpeggiate different chords.

The page contains ten staves of musical notation. Each staff begins with a treble clef. The key signature starts with two flats (B-flat and E-flat) on the first staff and gradually changes through the subsequent staves, ending with three sharps (F-sharp, C-sharp, and G-sharp) on the final staff. The music is characterized by a dense, flowing melodic line with numerous slurs and accents. There are several instances of triplets and other rhythmic markings throughout the piece. The notation is complex and appears to be a single melodic line for a piano or similar instrument.

This musical score consists of ten staves of music, likely for a single melodic instrument. The notation includes various rhythmic values such as eighth and sixteenth notes, often beamed together. There are several instances of triplets and sixteenth-note runs. The score is marked with numerous accidentals, including sharps and naturals, and includes articulation marks like slurs and accents. Some notes are marked with circles, possibly indicating breath marks or specific articulation. The key signature appears to be one sharp (F#), and the time signature is common time (C). The piece concludes with a double bar line at the end of the tenth staff.

This page of musical notation consists of 12 staves, each containing a different musical part. The notation is highly detailed, featuring a variety of rhythmic values, accidentals, and performance markings. The first staff begins with a treble clef and a key signature of one sharp (F#). The second staff continues this key signature. The third staff introduces a key signature of two sharps (F# and C#) and includes numerous fingerings (e.g., 4, 1, 3, 2, 4, 2, 4) and articulation marks. The fourth staff features a key signature of two sharps and includes a circled 'O' above a note. The fifth staff has a key signature of two sharps and includes a circled 'O' below a note. The sixth staff has a key signature of two sharps and includes a circled 'O' below a note. The seventh staff has a key signature of two flats (Bb and Eb) and includes a circled 'O' below a note. The eighth staff has a key signature of two flats and includes a circled 'O' below a note. The ninth staff has a key signature of two flats and includes a circled 'O' below a note. The tenth staff has a key signature of two flats and includes a circled 'O' below a note. The eleventh staff has a key signature of two flats and includes a circled 'O' below a note. The twelfth staff has a key signature of two flats and includes a circled 'O' below a note. The notation is dense and complex, typical of a technical or advanced musical score.

This musical score consists of 12 staves of music. The notation is complex, featuring a variety of rhythmic patterns, including sixteenth and thirty-second notes, and rests. The score includes several measures with a '2' above the staff, indicating a double bar line or a specific rhythmic grouping. There are also measures with a '4' below the staff, possibly indicating a four-measure rest or a specific rhythmic pattern. The music is written in a single system, with each staff containing three measures of music. The notation is dense and intricate, typical of a technical exercise or a piece of music designed to challenge the performer's rhythmic precision.

This section contains six staves of musical notation. Each staff begins with a treble clef and a common time signature (C). The music consists of eighth-note patterns, often beamed in groups of four or six. The keys vary across the staves, including major and minor keys. The notation includes various accidentals (sharps, flats, naturals) and phrasing slurs. The exercise concludes with a double bar line and a final chord.

Beispiele in allen Tonarten.

26.

Exercises in All Keys.

This section contains six staves of musical notation, continuing the exercise with more complex patterns. The notation includes sixteenth notes, often beamed in groups of four or six. Fingering numbers (1, 2, 3, 4) are placed above or below notes to indicate fingerings. The keys continue to vary. The exercise concludes with a double bar line and a final chord.

This page of musical notation is for guitar and consists of ten staves. The music is written in a key with one flat (B-flat major or D minor) and a 4/4 time signature. The notation includes a variety of rhythmic patterns and chord voicings, often grouped with slurs and fingerings. Fingerings are indicated by numbers 1-4. Some notes are marked with an 'x' to indicate natural harmonics. The piece concludes with a final chord marked with a circled 'O'.

This page of musical notation is for guitar, featuring ten staves of music. The notation includes various fretting techniques and fingerings, such as natural harmonics (indicated by 'o'), slides (indicated by 'x'), and complex fingering patterns (indicated by numbers 1-4). The music is written in a key with one sharp (F#) and a 4/4 time signature. The staves are connected by a continuous line, and the piece concludes with a double bar line and a final chord.

Dieselbe Übung mit schwierigeren Akkorden. |

The Same, with more difficult chords.

G.B.
W.B.

G.B.
W.B.

segue

17666

Übung in verschiedenen Stricharten.

Exercise in Various Bowings.

Erklärung der Zeichen:

Explanation of the Signs.

Sp.	An der Spitze	} des Bogens.
M.	In der Mitte	
Fr.	Am Frosch	
Fr. z..... Sp.	Vom Frosch bis zur Spitze	
Fr. z..... M.	Vom Frosch bis zur Mitte	
M. z..... Sp.	Von der Mitte bis zur Spitze	
H. B.	Mit halbem Bogen.	
G. B.	Mit ganzem Bogen.	

Pt.	Near the Point	} of the bow.
M.	Near the Middle	
Nut	Near the Nut	
N. to..... Pt.	From Nut to Point	
N. to..... M.	From Nut to Middle	
M. to..... Pt.	From Middle to Point	
H. B.	With half the bow.	
W. B.	With whole bow.	

The musical score consists of six staves of music in 3/4 time, followed by a seventh staff with bowing symbols. The first five staves contain various rhythmic patterns and slurs. The sixth staff has a '4' under a group of notes. The seventh staff shows bowing symbols: G.B. W.B., G.B. W.B., G.B. W.B., G.B. W.B., H.B., and G.B. W.B. G.B. W.B. with arrows pointing to specific notes.

5 G. B. W. B. 6 Sp. Pt. 7 Fr. Nut 8 M.

martelé *martelé* *spiccato*

9 Fr. Nut G. B. Sp. G. B. Fr. G. B. Sp. G. B. Fr. Fr. Nut

W. B. Pt. W. B. Nut W. B. W. B. Nut Nut

13 Fr. Nut 14 Fr. Nut 15 Fr. Nut 16 Fr. Nut 17 Fr. Nut 18 Fr. Nut 19 Fr. Nut

20 Fr. Nut 21 Fr. Nut 22 Fr. Nut 23 Fr. Nut 24 Fr. Nut

25 Fr. Nut 26 Fr. Nut 27 Fr. Nut 28 Sp. Pt. G. B. W. B. G. B. W. B.

29 M. zu Sp. M. to Pt. H. B. 31 Sp. Pt. 33 M. H. B. H. B. 35 Sp. Pt. H. B. H. B.

30 Fr. Nut H. B. H. B. 32 Fr. Nut 34 H. B. H. B. 36 M. H. B.

37 Sp. Pt. H. B. H. B. 39 Sp. Pt. 41 G. B. W. B. G. B. W. B. 43 Sp. Pt. 44 Fr. z. M. N. to M. H. B.

38 M. H. B. H. B. 40 Fr. Pt. 42 Sp. Pt. 44 Fr. z. M. N. to M. H. B.

45 Fr. to M. N. to M. H. B. 47 H. B. 49 H. B. 51 Sp. G. B. Pt. W. B.

46 Sp. Pt. H. B. H. B. 48 Sp. Pt. G. B. W. B. 50 Fr. Nut 52 Sp. Pt.

53 M. H. B. 55 Fr. z. M. N. to M. H. B. 57 M. H. B. H. B. 59 Fr. z. M. N. to M. H. B.

54 M. H. B. 56 Fr. Nut G. B. W. B. 58 Fr. z. M. N. to M. H. B. 60 G. B.

61 M. z. Sp. M. to Pt. H. B. 63 Sp. Pt. 65 Fr. z. N. to Sp. Pt.

62 M. z. Fr. M. to N. H. B. 64 Fr. Nut 66 Fr. Nut M. H. B.

Fr. z. N. to Sp. Pt. G.B. W.B. 67 69

Fr. z. N. to Sp. Pt. 70

G.B. W.B. 71

Fr. Nut Sp. Pt. 73 75 G.B. W.B.

Sp. Pt. G.B. W.B. 74 76 Fr. Pt. H.B. H.B.

M. z. Sp. M. to Pt. H.B. Fr. z. M. N. to M. H.B. Fr. z. M. N. to M. H.B. 77 79 81

Fr. Nut H.B. H.B. Fr. z. N. to Sp. Pt. G.B. W.B. 78 80 82

Fr. Nut H.B. H.B. G.B. W.B. Sp. Pt. Sp. Pt. 83 85 87

Sp. Pt. G.B. W.B. Fr. Nut 84 86 Fr. Nut 88

Fr. Nut G.B. W.B. Fr. Nut Fr. Nut 89 91 93

Sp. Pt. Sp. Pt. H.B. M. 90 92 94

Fr. Nut M. z. M. to Sp. Fr. Nut H.B. 95 97 99

Fr. z. N. to Sp. Pt. Fr. Nut Sp. Pt. Fr. Nut G.B. W.B. 96 98 100

M. Fr. Nut H.B. 101 102 Fr. Nut H.B. M. 103 104 M. 105


Fr. z. N. to Sp. M. z. Sp. M. to Pt. H.B. Fr. z. N. to Sp. Pt. 107 109 111


Fr. z. N. to Sp. Pt. Fr. z. N. to Sp. Fr. z. N. to 108 110 112

z. to Fr. N. Fr. z. N. to Sp. z. to Fr. N. 113

Sp. Pt. Fr. z. N. to Sp. Pt. 114

M.
Fr.
Nut





SCHIRMER'S LIBRARY

of MUSICAL CLASSICS

COMPOSITIONS FOR VIOLIN



VOL. NO.	PRICE	VOL. NO.	PRICE	VOL. NO.	PRICE
VIOLIN SOLO					
Solos, Methods and Exercises					
ALARD, D.					
48/49	50	Op. 10. 10 melodious studies, with acc. of a second violin in score (Lichtenberg). 2 vols. Each			
BACH, J. S.					
221	1 00	6 Sonatas. G m., B m., A m., D m., C, E. (E. Herrmann)			
BÉRIOT, C. de.					
*984/985	1 00	Method. 2 vols. Each			
* 1086	1 00	Método par aprender el violín. Ia parte (Lehmann). Spanish ed.			
BLUMENSTENGEL, A.					
1032	1 00	Op. 33. 24 Studies			
603	50	Scale- and Arpeggio-studies. Book I. In the first position			
604	50	The same. Book II. In the first three positions			
BÖHMER, C.					
744/745	1 00	Op. 54. 75 Studies in Intonation. 2 vols. Each			
CASORTI, A.					
932	75	Op. 50. The Technics of Bowing			
DANCLA, C.					
*986	2 50	Op. 52. Elementary and Progressive Method			
*987	1 00	The same. Vol. I			
*988	1 50	The same. Vol. II			
602	60	Op. 68. 15 Studies, with acc. of a second violin in score			
626	60	Op. 73. 20 Brilliant and Characteristic Etudes			
219	50	Op. 74. School of Mechanism. 50 daily exercises (Lehmann)			
DONT, J.					
1179	1 00	Op. 35. 24 Etudes and Caprices			
328	50	Op. 37. 24 Exercises preparatory to the studies of R. Kreutzer and P. Rode			
429	65	Op. 38. 20 Progressive Exercises, with acc. of a second violin in score			
FIORILLO, F.					
228	50	36 Studies or Caprices (Schradiack)			
GAVINIÉS, P.					
929	50	24 Studies (Matinées)			
HERMANN, FR.					
952/953	75	Op. 20. 100 Violin Studies. Part I (for the beginning of tuition); Part II (for the development of finger and bow technics) Each			
742/743	75	Violin-school. 2 vols. Each			
HOFMANN, R.					
863	60	Op. 25. The First Studies in the First Position. Vol. I. The beginner			
864	60	Vol. II. The progressive pupil			
865	60	Vol. III. The more advanced student			
884/886	65	Op. 51. 24 Studies. Continuation of the preceding, introducing various positions. 3 vols. Each			
887/888	1 00	Op. 66. 22 Studies for the Use of Advanced Players, employing the second, third and fourth positions. 2 vols. Each			
1076/77	1 00	Op. 107. Technic and Melody. 50 studies in the first position and in all keys. 2 vols. Each			
HOHMANN, C. H.					
560	1 50	Practical Method. A systematically arranged course of exercises for a thorough grounding in violin-playing (Mittell). Complete Flex. linen			
561	50	The same. Vol. I. Exercises for the first position			
562	50	Vol. II. Exercises in the keys most used			
563	50	Vol. III. Advanced exercises in the keys most used.			
564	50	Vol. IV. Exercises in the higher positions			
565	50	Vol. V. Advanced exercises in the higher positions			
HŘIMALY, J.					
842	1 00	Scale-studies			
KAYSER, H. E.					
750	75	Op. 20. 36 Elementary and Progressive Studies. Introductory to the celebrated studies by R. Kreutzer. Complete			
306/308	40	The same, in 3 vols. Each			
513	50	Op. 44. 50 Short Exercises			
867	75	Op. 67. The Study of the Positions. 34 short pieces for the study of the second, third, fourth, fifth and seventh positions, and the half-positions			
KÖHLER, M.					
1078/79	1 00	Op. 51. 30 Little Studies for the study of the second, third, fourth and fifth positions. 2 vols. Each			
KREUTZER, R.					
230	50	42 Studies or Caprices (Singer)			
KROSS, E.					
937	1 00	Op. 40. The Art of Bowing			
MAZAS, F.					
487	50	Op. 36. 75 Melodious and Progressive Studies (F. Hermann.) Vol. I. 30 special studies			
488	50	Vol. II. 27 brilliant studies			
489	50	Vol. III. artists' studies			
RIES, H.					
449	60	Op. 28. 30 Elementary Studies in the first, second, and third positions			
RODE, P.					
231	50	24 Caprices (Studies), in the 24 major and minor scales (David)			
ROVELLI, P.					
759	50	Op. 3, 5, 12 Caprices (Lichtenberg)			
SCHOEN, M.					
109/110	50	Op. 22. First Steps in Practical Violin-playing. Scales and lessons in the first position. 2 vols. Each			
108	50	Op. 32. The A-B-C of Violin-playing			
SCHRADIECK, H.					
364	50	Scale-studies			
515	60	The School of Violin-technics. Vol. I. Exercises for promoting dexterity in the various positions			
516	40	Vol. II. Exercises in double-stops			
517	50	Vol. III. Exercises in the different modes of bowing			
SCHUBERT, L.					
396/397	75	Op. 50. Violin-method. 2 vols. Each			
ŠEVČÍK, O.					
844	1 50	Op. 1. School of Violin Technics. Edited by Philipp Mittell. Vol. I. Exercises in the first position			
845	1 50	Vol. II. Exercises in the second to seventh positions			
846	1 00	Vol. III. Shifting (changing the position)			
847	1 50	Vol. IV. Exercises in double-stops			
848	75	Op. 8. Shifting (changing the position), and Preparatory Scale-studies (Mittell)			
849	75	Op. 9. Preparatory Exercises in Double-stopping in thirds, sixths, octaves, and tenths (Mittell)			
SITT, H.					
871	75	Op. 32. Etudes: Vol. I. 20 Etudes (1st position)			
872	75	Vol. II. 20 Etudes (2d-5th position)			
873	75	Vol. III. 20 Etudes (change of position)			
1084	1 00	Scale Studies (Mittell)			
WIENIAWSKI, H.					
184/185	1 25	Op. 18. 8 Etudes-caprices, with a second violin in score (Lichtenberg). 2 vols. Each			
WOHLFAHRT, F.					
838	50	Op. 45. 60 Studies (Gaston Blay): Vol. I. First position			
839	50	Vol. II. Third position			
926	50	Op. 54. 40 Elementary Exercises			
927/928	50	Op. 74. 50 Easy Melodious Studies in Progressive Order. 2 vols. Part I (first position); Part II (third position). Each			
VIOLIN DUETS					
ALARD, D.					
48/49	50	Op. 10. 10 Melodious Studies, with acc. of a second violin in score (Lichtenberg). 2 vols. Each			
BÉRIOT, C. de.					
957	60	Op. 57. 3 Duos Concertants			
946	40	Op. 87. 12 Short Easy Duos			
DANCLA, C.					
602	60	Op. 68. 15 Studies, with acc. of second violin in score			
DONT, J.					
429	65	Op. 38. 20 Progressive Exercises, with acc. of second violin in score			
GEBAUER, M.					
956	60	Op. 10. Duos			
KAYSER, H. E.					
868	1 25	Op. 67. The Study of the Positions. 34 short pieces for the study of the second, third, fourth, fifth and seventh positions and the half-position. With a second violin ad. lib.			
MAZAS, F.					
331/332	50	Op. 38. 12 Little Duets (Schradiack). 2 vols. Each			
333/334	50	Op. 39. 6 Duets (Schradiack). 2 vols. Each			
446/447	60	Op. 70. 12 Little Duets (F. Hermann). 2 vols. Each			
PLEYEL, I.					
297	50	Op. 8. 6 Little Duets			
298	50	Op. 48. 6 Little Duets			
448	50	Op. 59. 6 Little Duets			
VIOTTI, G. B.					
520	60	Op. 9. 3 Duets (B, G m., E)			
519	60	Op. 20. 6 Duets (B, C, G, D, A m., D m.) (Lichtenberg)			
518	60	Op. 29. 3 Duets (D, A, C m.) (Lichtenberg)			
WIENIAWSKI, H.					
184/185	1 00	Op. 18. 8 Etudes caprices, with second violin part in score (Lichtenberg). 2 vols. Each			

Volumes marked * are no longer published in Schirmer's Library but appear as separate editions.

In ordering please mention Schirmer's Library and give number Complete Catalog of Schirmer's Library mailed free upon request.