



# In case of **FOREST FIRE**

---



Some of the guidelines presented in this document could be adapted to comply with measures put in place by the Gouvernement du Québec to prevent further spread of COVID-19.

This guide was written to provide support for people faced with a forest fire. Read it to find out what to do if your area is under threat. You'll also find all the instructions and recommendations to safeguard your home or business, if you are affected by fire or smoke.

## Help is available!

Stay mindful of reactions that can emerge after going through an emergency situation, such as:

- Anxiety
- Loss of interest or energy
- Withdrawal or aggressive behavior
- Increased intake of alcohol, drugs or medication
- Deterioration of health issues

Suitable psychological support can help face responsibilities arising from the situation. You can call Info-Santé by dialing 811 and select the Info-Social option to talk to a social worker. This free and confidential service is available 24 hours a day, 7 days a week.

Published and updated by Urgence Québec, in collaboration with the Organisation de la sécurité civile du Québec – spring 2021.

Full or partial reproduction of this document is authorized, provided the source is credited.

ISBN : 978-2-550-89131-4 (PDF).

Translated from the original French.

The information in this guide is also available online at [Quebec.ca/en/public-safety-emergencies/emergency-situations-disasters-and-natural-hazards/forest-fires](https://quebec.ca/en/public-safety-emergencies/emergency-situations-disasters-and-natural-hazards/forest-fires).

# Table of contents

<u>Carbon monoxide poisoning</u>	4
<u>Food conservation</u>	6
<u>Health effects of smoke</u>	8
<u>Home evacuation</u>	9
<u>House cleaning</u>	11
<u>Quality of well water and condition of the well</u>	14
<u>Residual materials</u>	17
<u>Returning home</u>	18
<u>Travel planning</u>	19
<u>Yard cleaning</u>	20





# Carbon monoxide poisoning

In case of  
forest fire  
Spring 2021

## Use of fuel-burning appliances

If you are using fuel-burning appliances (devices that run on propane, wood, fuel oil, gasoline or natural gas), you should be aware that these devices can produce carbon monoxide, an odourless, colourless gas that can be fatal. You should protect yourself by using a battery-powered carbon monoxide detector.

## Instructions to prevent carbon monoxide poisoning

- Follow the usage, maintenance and safety guidelines for your fuel-burning appliances.
- If they are designed for outdoor use, don't use them indoors, and keep them as far away from doors and windows as possible.
- Never operate them in an enclosed space, even if the door is open.
- Never obstruct an appliance's air intake or exhaust system.
- Never use a gas-fired kitchen range or portable stove for heating purposes.

If your carbon monoxide detector goes off, or if you or someone else in your household is experiencing symptoms such as headache, nausea, fatigue, vomiting, dizziness or weakness, act immediately:

- Go outside.
- Dial 911 or call the Centre antipoison du Québec (poison control centre) at 1-800-463 5060.
- Leave the door open to ventilate the premises thoroughly.
- Have your fuel-burning appliances inspected by a professional before using them again .



**Don't go back inside, even for a few minutes,  
until authorized to do so by a firefighter.**



# Carbon monoxide poisoning

In case of  
forest fire  
Spring 2021

## Use of auxiliary equipment

Auxiliary heating, cooking or barbecue equipment designed for outdoor use, camping equipment, and non-electrical pumps and generators powered by gas or gasoline can release carbon monoxide and result in serious or fatal poisoning. **Never use such equipment indoors or near doors and windows.**



## Use a generator

Install the generator outside your home, away from doors and windows, on an elevated base sheltered from the elements. This is important to avoid carbon monoxide poisoning.

Turn off the main breaker in your home before plugging in the generator, then plug your electrical devices into the generator's power outlet. If you are using extension cords, make sure they are safe and are approved by a body recognized by the Régie du bâtiment du Québec. Never allow power cables to lie in water.

Don't overload the generator's capacity. Once every eight hours, turn it off and let it rest for an hour. Before refueling, turn it off and let it cool down.


Once the power has been restored, turn off the generator and unplug it before turning on the main breaker in your home.

Read the manufacturer's instructions when you purchase your generator and follow the installer's instructions if it was installed by a professional.

To learn more >

Ministère de la Santé et des Services sociaux

[Quebec.ca/en/health/health-issues/a-z/carbon-monoxide-poisoning](https://quebec.ca/en/health/health-issues/a-z/carbon-monoxide-poisoning)



# Food conservation

Hermetically packaged non-perishable food (e.g. canned food, cookies, cereals, pasta) can be consumed; however, it is important to thoroughly clean the containers before opening them.

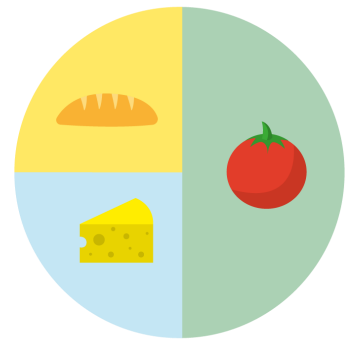
Non-perishable foods that are not hermetically packaged (e.g. flour, salt, sugar) should not be consumed. As well, all food that smells of smoke, including animal food, should be discarded.

## Refrigerator

Following a power outage lasting for more than 6 hours, carefully sort the food in your refrigerator and freezer to avoid food poisoning.

Only the following refrigerated foods can be consumed, provided they show no signs of deterioration:

- Whole fresh fruits and vegetables, pasteurized fruit juices
- Blocks of firm cheese (such as cheddar, Swiss, mozzarella), parmesan, cheese slices, processed cheese, butter, margarine
- Jams, jellies, marmalades, sweet spreads
- Mustard, ketchup, salad dressings, BBQ sauces, taco sauces, olives, pickles



Don't hesitate to discard these foods if their appearance is abnormal. Discard all other food, even if it appears normal to you.

---

## Medications

Don't take medications left in your refrigerator. Take them back to your pharmacy.



# Food conservation

## Freezer

---

**NOTE that food in a well-functioning freezer will usually keep for approximately:**

- 48 hours if the freezer is full
  - 24 hours if the freezer is half-full
- 

Partially thawed food with frost on the packaging can be refrozen if it is still hard in the center.

Raw food that has thawed but remained at a temperature of 4 °C or less can be cooked immediately and either eaten right away or refrozen after cooking.

Food that has thawed completely—including blocks of firm cheese, baked goods (such as bread, unfrosted cakes, fruit pies and cookies), pasteurized fruit juices and fruit—can be refrozen if the containers are intact.

Finally, perishable food that has thawed completely must be thrown out if it has been exposed to temperatures above 4 °C. Perishable food includes meat, poultry, fish and seafood, dairy products, eggs and prepared dishes containing eggs whether raw or cooked.

## Vegetable garden

Should there be dust or soot particles on your fruit and vegetables grown above ground, such as strawberries or lettuce, follow these recommendations when you harvest them:

- Carry out a visual inspection of the crops while harvesting them. Discard any plants, fruits and vegetables that appear to have deteriorated or smell of smoke.
- Clean and rinse harvested plants, fruits and vegetables with drinking water.
- Wipe or scrub food surfaces, where necessary.
- Peel all foods having a peel.
- Remove the outer leaves of lettuce.

Vegetables that grow in the ground are not likely to be contaminated and need only to be carefully washed before being eaten.

To learn more 

Ministère de l'Agriculture, des Pêcheries et de l'Alimentation

 [Quebec.ca/sante/alimentation/salubrite-des-aliments/conserver-jeter-panne-courant-inondation](https://quebec.ca/sante/alimentation/salubrite-des-aliments/conserver-jeter-panne-courant-inondation) (In French only)

 1-800-463-5023



# Health effects of smoke



In case of  
forest fire  
Spring 2021

The smoke from a forest fire can travel great distances, in concentrations that can vary significantly due, in part, to the behaviour of the fire and atmospheric conditions.

## Smoke is more likely to bother the following individuals:

- Young children
- The elderly
- Individuals with respiratory problems (asthma, bronchitis, home-assisted ventilation, restricted breathing capacity, emphysema, etc.)
- Individuals with heart problems



**If despite all precautions taken you do not feel well call Info-Santé at 811.  
For any other medical emergency, call 911.**

## Even if you are in good health, follow the advice below to protect yourself from the effects of the smoke:

- Listen carefully to public notices and warnings about the presence of smoke or the air quality.
- Avoid outdoor activities when the air quality index is poor.
- Avoid strenuous physical activity, even if you are far from the affected area. Wind can carry pollution from forest fires over great distances, and there can be significant amounts of fine particles and combustion residue in the air, which can cause breathing problems.
- Close the windows and doors of your home, along with the air exchange system, when there is smoke outdoors.
- Breathe into a damp cloth when in the presence of thick smoke, and be sure to keep the cloth in front of your mouth and nose in order to avoid inhaling smoke.

To learn more 

Ministère de la Santé et des Services sociaux

 [Quebec.ca/en/public-safety-emergencies/emergency-situations-disasters-and-natural-hazards/forest-fires](https://quebec.ca/en/public-safety-emergencies/emergency-situations-disasters-and-natural-hazards/forest-fires)



# Home evacuation

Evacuate your home if the authorities require you to do so or if you feel that your health or safety is compromised. Take your pets with you, if possible. However, do not jeopardize your safety if you are unable to find them or take them with you.

## Instructions and recommendations for a safe evacuation :

- Close the doors and windows of your home and lock its doors before leaving.
- If you have the time, and if possible:
  - Abundantly water the ground around your house, as well as the roof.
  - Shut off the electrical supply.
  - Shut off the natural gas supply so as to ensure your own safety and the integrity of your installations. Note that your municipality's fire department can also see to it that your natural gas supply is shut off in an emergency situation.
- If you smell an odour of gas or if natural gas equipment damage is visible, immediately leave your home and contact the emergency service of your natural gas distributor, Énergir or Gazifère.
- If you leave your home of your own volition for safety reasons, inform your municipality by indicating the time of your departure and the location of your temporary housing, for example, with family members, neighbours or friends.
- If you go to a temporary housing centre set up by the authorities, where services will be offered to you, register with the staff on-site. The housing centre may not accept pets. Make other arrangements for them (e.g. a shelter, kennel or at a family member's home).
- As a last resort, if you leave your home without taking your pets, leave a note on the main door to notify first responders.



Tell your family members of your situation, preferably by text messages, email or messages in the social media to avoid overburdening telephone lines.

---



# Home evacuation

Notify your service providers (e.g. Hydro-Québec, telecommunication services, gas company, housekeeping services, etc.) of your situation and work out with them the necessary arrangements. A list of your service providers, their contact information and your account information should be part of your emergency kit.

When evacuating, respect the signage in place and, where applicable, the safety perimeters established by the authorities.

Remember that designated, competent authorities actively monitor evacuated areas in order to ensure that the sites remain secure.

Before leaving your home, follow the guidelines and recommendations included in the Plan Your Travel section.

**If you have the time, and without putting yourself in danger, take the following essential items for each member of your family:**

- Medications
- Personal hygiene items
- A change of clothes
- Blankets
- Money
- Your identity papers and those of the members of your family
- Your house and car keys
- Milk, baby bottles and diapers for infants
- Electronic devices and adapters/charging devices
- Items needed for the well-being of individuals with special needs
- Items that your service dog or pet needs



If you must miss work, notify your employer within a reasonable time and work out together the necessary arrangements.

To learn more >

Ministère de la Sécurité publique et Urgence Québec

[Quebec.ca/en/public-safety-emergencies/emergency-situations-disasters-and-natural-hazards/forest-fires](https://quebec.ca/en/public-safety-emergencies/emergency-situations-disasters-and-natural-hazards/forest-fires)



# House cleaning



In case of  
forest fire  
Spring 2021

**A number of actions need to be taken to effectively and safely clean your home after significant smoke damage:**

- To eliminate odours, ventilate rooms adequately for a number of hours by opening windows and setting up portable fans to help “push” odours outside.
- While wearing gloves, remove dust and soot with soap and water.
- Do not use a broom or a vacuum because they tend to displace dust, rather than remove it.
- Thoroughly clean children’s toys and items that you use often.
- Wash all clothing that smells of smoke.
- Dispose of soaking wet materials that were used to extinguish the fire (such as plasterboard and glass wool insulation) and check that the wood’s moisture content is below 15%. Ventilate the space, paying particular attention to the risk of mould development.
- If necessary, clean the ventilation systems and their components. Replace filters, as needed, and turn ventilation systems back on.
- Consult a garment and textile cleaning specialist to arrange for the cleaning of dirty or smoke-damaged fabric items (e.g. sofas and mattresses) or toys and stuffed animals.



**If in doubt, call Info-Santé at 811.**

**In the event of a serious problem or urgent need, call 911 or go to your hospital emergency.**

To learn more >

Ministère de la Santé et des Services sociaux

[Quebec.ca/en/homes-and-housing/healthy-living-environment/finding-and-eliminating-mould-from-your-home](https://quebec.ca/en/homes-and-housing/healthy-living-environment/finding-and-eliminating-mould-from-your-home)

[Quebec.ca/en/public-safety-emergencies/emergency-situations-disasters-and-natural-hazards/forest-fires](https://quebec.ca/en/public-safety-emergencies/emergency-situations-disasters-and-natural-hazards/forest-fires)



# House cleaning

## Avoid any risks due to stored chemicals:

- Follow the instructions on the manufacturer's label or safety data sheets. This information is usually available on the manufacturer's Website. You can also consult the data sheets in the Répertoire toxicologique of the Commission des normes, de l'équité, de la santé et de la sécurité au travail (CNESST) : <https://reptox.cnesst.gouv.qc.ca/en/Pages/to-english-users.aspx>.
- Don't mix incompatible cleaning products together, as this can generate irritating and toxic fumes.
- Air out rooms that have been contaminated by fumes from spilled chemicals. If a chemical presents a fire hazard, don't use electrical devices.
- Wear the necessary protection equipment in accordance with safety guidelines.
- Don't attempt to move unlabeled or broken containers of chemicals or damaged propane cylinders without first consulting your local fire department or your municipality.
- Don't smoke, eat or drink when near spilled chemicals.
- Contact your municipality for information on how to dispose of chemical waste. Ensure adequate ventilation during storage.
- Check your oil, heating oil or gasoline, tanks, etc. Plug any leaks and contact the Urgence-Environnement service of the Ministère de l'Environnement et de la Lutte contre les changements climatiques at **1-866-694-5454**.
- In the event of a chemical spill, contact a specialized firm for assistance and notify your insurer.



To learn more >

Commission des normes, de l'équité, de la santé et de la sécurité au travail

[cnesst.gouv.qc.ca/en](https://cnesst.gouv.qc.ca/en)

Ministère de la Santé et des Services sociaux

[Quebec.ca/en/health/advice-and-prevention/health-and-environment](https://Quebec.ca/en/health/advice-and-prevention/health-and-environment)



# House cleaning



In case of  
forest fire  
Spring 2021

## **Avoid the risk of mould developing due to water damage from firefighting efforts:**

- Clean and try to ensure that any water damage is completely dry within 24 to 48 hours.
- Adequately ventilate your house.
- Dispose of porous materials severely damaged by water, such as:
  - Sheets of plasterboard
  - Rugs
  - Cardboard tiles
  - Insulation materials
  - Mattresses, furniture upholstered or covered with fabric
- If you find mould, clean the affected areas immediately with a clean cloth and all-purpose cleaner. The use of bleach is not recommended. Thoroughly dry the surface.
- To avoid unnecessary exposure to mould spores, wear protective glasses, rubber gloves and a dust mask.

## **Avoid pushing, pulling or lifting a load that is too heavy or too bulky for you to handle. If you do, you could strain yourself and experience muscle problems in your back, shoulders or knees:**

- Avoid carrying objects that are too heavy; avoid straining.
- Minimize the weight of each load you carry.
- Use the proper equipment for carrying and handling loads.
- Make it a team effort so they everyone does their share.
- Make each load as compact as possible so that you can get an easy grip on it and hug it close to your body.
- Minimize the walking distance you have to travel while carrying loads.
- For wounds that are deep or soiled, see a doctor as soon as possible.
- Make sure your tetanus vaccination is up to date.

---

**Immediately clean any injury—even a minor one—with clean water and soap, then dress the wound with a sterile bandage.**

---


To learn more >

Commission des normes, de l'équité, de la santé et de la sécurité au travail

 [cnesst.gouv.qc.ca/en](https://cnesst.gouv.qc.ca/en)

Ministère de la Santé et des Services sociaux

 [Quebec.ca/en/homes-and-housing/healthy-living-environment/finding-and-eliminating-mould-from-your-home](https://Quebec.ca/en/homes-and-housing/healthy-living-environment/finding-and-eliminating-mould-from-your-home)



# Quality of well water and condition of the well

## The main ways that a forest fire can affect water quality are:

- Change in periods of snow melt and water quantity that help to recharge ground water
- Change in the water's microbiological, physical and chemical quality as a result of the foam used to control the spread of the fire and the presence of ash, fire debris and sediments due to soil erosion
- Change in the water's aesthetic properties, such as taste, colour and odour
- Deterioration in the condition of the well

## Water from a municipal water system

If the water in your home comes from a distribution network, it is potable, that is, suitable for consumption, unless the municipal authorities in charge advise you otherwise. You can thus drink or use it for meal preparation or to brush your teeth, for example.

## Water from a private well

If the water in your home comes from an individual well, it should be considered non-potable, that is, unfit for consumption, even if it appears clear and odourless. Until you know whether the well water meets the standards, bring it to a rolling boil for one minute before drinking it or use bottled water. Boiled or bottled water can be used for drinking, preparing food, drinks and ice, as well as preparing baby bottles.

---

If you have any concerns about the colour, odour or taste of your water, contact the authorities responsible for the network before consuming it.

## Check the condition of your well

In the wake of a forest fire, visually inspect your well by checking the following:

- The facility must be equipped with a secure cover, weather resistant and resistant to contaminants, vermin-proof and, if the facility could become immersed, resistant to water infiltration.
- The ground surface within one metre around the facility must be finished and graded to prevent standing water and to keep water from running toward the facility.
- The facility must be identifiable as a well.

If your well can no longer be used following a forest fire, it is important to obstruct it, to avoid creating a vector of contamination toward the groundwater table.



# Quality of well water and condition of the well



Following a forest fire, surface or poorly developed wells are more susceptible than drilled wells to contamination. A surface well is a water withdrawal facility with a diameter generally greater than 60 cm and a depth of not more than 9 metres from the ground surface. A drilled well is a water withdrawal facility that generally has a small diameter (15.2 cm) and is very deep (an average depth of 45 m in Québec) and is constructed by a well-drilling firm.

## Checking the quality of drinking water

All analyses must be carried out by a laboratory accredited by the Ministère de l'Environnement et de la Lutte contre les changements climatiques. The results will determine whether your well water meets the standards of the Regulation respecting the quality of drinking water for the microbiological and physical and chemical parameters. The analyses need to show the absence of contamination, at which point the well water will again be considered drinkable. To find the accredited laboratory nearest you, visit the Website of the Centre d'expertise en analyse environnementale du Québec at [ceaeq.gouv.qc.ca](http://ceaeq.gouv.qc.ca) (In French only).

## Physical and chemical parameters

The use of fire-fighting foam near your well could affect water quality. In fact, this foam may contain certain compounds (for example, perfluorinated compounds) and result in increased nitrate and nitrite levels. As well, the presence of ash can augment the concentrations of certain metals (like iron and manganese) and be associated with the presence of contaminants such as polycyclic aromatic hydrocarbons.

**If you suspect contamination by physical and chemical parameters, do not drink the well water.** Boiling the water is not advisable, because doing so would only increase the concentrations in it. Bottled water only is recommended in these circumstances.





# Quality of well water and condition of the well

## Microbiological parameters

Following a forest fire, deterioration of the well or debris near it can lead to microbiological contamination of the water. If physical or chemical contamination is not a concern (see the previous section), but you're still unsure whether the water meets the microbiological standards, bring the water to a rolling boil for a minute before consuming it, or use bottled water.

### Should microbiological contamination be detected in your well water, disinfect your well as follows:

- Use a landing net to remove foreign objects and deposits.
- Pour bleach into the well, being sure to mix it thoroughly with the well water. You can also hook up a garden hose and use it to ensure complete mixing. The amount of bleach required depends on the type of well, its diameter, depth and the thickness of the water column. Consult the tables of the Ministère de l'Environnement et de la Lutte contre les changements climatiques for the quantity required for disinfection, at [environnement.gouv.qc.ca/eau/potable/depliant/index-en.htm](https://environnement.gouv.qc.ca/eau/potable/depliant/index-en.htm).
- Where possible, wash and brush down the wall of the well.
- Turn on all the taps inside your home. When you detect the smell of bleach at each tap, turn the taps off and wait 24 hours before turning them back on.
- After 24 hours, turn the taps on and let the water run until the smell of bleach disappears.
- Test the water again 1 week and 4 weeks after disinfection of your well to determine whether the water meets the quality standards.

To learn more >

Ministère de l'Environnement et de la Lutte contre les changements climatiques

 [environnement.gouv.qc.ca/eau/potable/index-en.htm](https://environnement.gouv.qc.ca/eau/potable/index-en.htm)

 1-800-561-1616

Centre d'expertise en analyse environnementale du Québec

 [ceaeq.gouv.qc.ca/accreditation/PALA/Ila03.htm](https://ceaeq.gouv.qc.ca/accreditation/PALA/Ila03.htm) (In French only)



# Residual materials

Remove and dispose of any waste and garbage in accordance with established standards. Contact your municipality, or your MRC, if you have questions about the management of your waste materials.

## Non-hazardous wastes

- Non-salvageable food should be disposed of in the usual manner. Compost it if you can.
- Demolition waste that is salvageable (wood, metal, aggregates) should be taken to a sorting centre or an ecocentre.
- Electronic equipment that is not re-usable should be taken to a drop-off site.

### Contact your municipality (or your MRC) to find out how to dispose of the following types of waste:

- Demolition waste that has been in contact with water and is not salvageable (porous materials, carpeting, insulating materials, gypsum plasterboard, etc.)
- Debris scattered around your yard, whether or not it is recyclable
- Furniture and household articles that have been in contact with water and are not salvageable (mattresses, clothing, furniture, plush toys, cutting boards, etc.)
- Large household appliances that are not re-usable (kitchen range, freezer, washer, dryer, refrigerator, etc.)

## Hazardous wastes

Medications that are expired or have been contaminated with smoke or soot should be returned to a pharmacy.

Certain hazardous household waste products (gasoline, fuel oil, household pesticides, aerosols, solvents, etc.) may be taken to your local ecocentre. Other such waste products (batteries, mercury lamps, paint and paint containers, oils, electronic equipment, etc.) may be taken to a drop-off site.

To learn more 

Ministère de l'Environnement et de la Lutte contre les changements climatiques

 [environnement.gouv.qc.ca/matieres/inter\\_en.htm](https://environnement.gouv.qc.ca/matieres/inter_en.htm)

 1-800-561-1616

RECYC-QUÉBEC

 [recyc-quebec.gouv.qc.ca/citoyens/mieux-recuperer/quoi-faire-avec-chaque-matiere](https://recyc-quebec.gouv.qc.ca/citoyens/mieux-recuperer/quoi-faire-avec-chaque-matiere) (In French only)



# Returning home



**You may return home if the return has been authorized and your safety is not in jeopardy.**

- Return home during the day, when it is easier to see problems and hazards.
- Record details of any damage to your home by taking photos or videos.
- Notify your insurer, to have the damage recorded.
- Call the financial institution that granted you a mortgage loan, to declare the damage.
- Secure the premises and check whether extensive work will need to be carried out before you can return home. Walk around your house to identify any issues (e.g. electrical lines on the ground, smell of gas, large pieces of debris, hot spots that could ignite) and exercise caution when entering your home.
- Identify signs that could indicate structural issues as a result of water damage (e.g. weakened roof section, damaged framing, buckled wall, cracks in the ceilings, weakened floors, doors that no longer close). Call on a building expert if you have any doubts about the condition of your home in order to ensure the safety of its occupants and that of your entourage and preserve the longevity of your home.
- Barricade the windows, lock the doors and cover damaged areas to keep away looters and curious bystanders, and to shield the building from bad weather.
- Choose recognized specialized firms for evaluation, cleaning or disinfection services, or repair work following a disaster.
- Keep the receipts of all your cleaning-related expenses.
- Notify your service providers that you have returned to your home and arrange to have services re-established in compliance with the standards in effect.

---

## Cleaning and Rebuilding

When there's a major fire, cabins and buildings can be damaged. Before starting with cleaning and rebuilding, check with local authorities (ZEC, municipality, MRC, etc.) for available options, in particular for waste disposal. By taking this precaution, you'll be able to manage waste in the most responsible manner possible, in accordance with applicable laws.

---

To learn more 

Société d'habitation du Québec

 [habitation.gouv.qc.ca/english.html](http://habitation.gouv.qc.ca/english.html)

 1-800-463-4315

Urgence Québec

 [Quebec.ca/en/public-safety-emergencies/emergency-situations-disasters-and-natural-hazards/forest-fires](http://Quebec.ca/en/public-safety-emergencies/emergency-situations-disasters-and-natural-hazards/forest-fires)



# Travel planning

## Take the following advice before you leave:

- Check with Québec 511 to find out about road conditions, either by calling 511 or visiting [quebec511.info/en/default.aspx](http://quebec511.info/en/default.aspx).
- Comply with the signs posted, particularly in the vicinity of forest roads, regardless of the means of transportation used (car, on foot, ATV, canoe, aircraft).
- Respect the safety perimeters established when there is a ban on access to and movement in the forest. Authorities can issue these bans as a preventive measure or because there is a fire burning in the area you wish to go to in the forest.
- Determine a number of escape routes, since a forest fire can restrict or block traffic.
- Keep the windows of your vehicle closed and circulate air inside the vehicle only to prevent smoke from entering the vehicle.
- Make sure that nothing is missing from your car's emergency kit and that it is in the trunk of your vehicle.
- Inform your loved ones of your trip and the route that you will take.

## Transport by convoy

Depending on the situation, a transport convoy may be organized. This type of transportation enables residents who are isolated because of a nearby fire to replenish their supplies or evacuate their home, if necessary.

## In such case, follow the authorities' instructions:

- Follow the escort vehicle.
- Passing is not allowed.
- Never stop.
- Take only the route intended for this purpose.



To learn more >

Ministère des Transports

 [quebec511.info/en/](http://quebec511.info/en/)

 511



# Yard cleaning



## Precautions when cleaning your yard

- **Never touch downed power lines or electrical installations.** If you see a downed power line, call 911.
- If you see a downed telecommunications line or cable, contact the service provider. You can usually find an orange label with the provider's contact information on or near telecommunications devices. **Never touch lines or devices that are on the ground.**
- Carefully remove all debris from your yard.
- Properly manage your waste materials.

## Dispose of an animal carcass as follows:

- Use a shovel or disposable plastic gloves to lift the carcass.
- Place the carcass in a sturdy plastic bag. Close the bag securely, place it in a second plastic bag and close the second bag.
- Put the bag in a trash can where it will be disposed of during regular waste collection.
- Clean the items you used to handle the carcass and wash your hands with soap and hot water.
- Contact your municipality if you find the remains of an animal too big to be disposed of in a plastic bag.



**Never touch lines or devices that are on the ground. Call 911.**



# Yard cleaning

In case of  
forest fire  
Spring 2021

## Recommendations for addressing the risks associated with felling trees

Follow these recommendations for addressing the risks associated with felling trees :

- Use equipment in good working order, designed for the job, and follow the manufacturers' recommendations.
- Be sure all safety features are in good working order.
- Wear personal protective equipment meeting the standards in effect: chainsaw safety chaps, safety boots for the use of a chainsaw, safety glasses and safety helmet.
- If felling the tree proves to be too complex, for example, owing to the presence of a structure (swimming pool, shed), call on a specialized enterprise.
- Never attempt to fell a tree that comes, or could come, within 3 metres of a live power line. Call on an enterprise accredited by the electrical grid operating entity. If in doubt, contact Hydro-Québec.
- Use proper work methods and adopt proper work postures.

---

**Contact your municipality for information on the by-laws in effect before you begin any work to cut down trees.**

---



To learn more >

Hydro-Québec

[hydroquebec.com/safety/distribution-lines/avoid-accidents-pruning-felling-trees.html](https://hydroquebec.com/safety/distribution-lines/avoid-accidents-pruning-felling-trees.html)

1-888-385-7252

